


## **EXHIBIT D - TEST SETUP PHOTOGRAPHS**

**For Adapter A318-060040W-US1**

**Conducted Emissions - Front View**



**Conducted Emissions - Side View**




**Radiated Emissions View (Below 1 GHz)**




**For Adapter VT05UUS06040**

**Conducted Emissions - Front View**







**Conducted Emissions - Side View**



**Radiated Emissions View (Below 1 GHz)**



**For Adapter VT04UUS06040**  
**Conducted Emissions - Front View**




**Conducted Emissions - Side View**






**Radiated Emissions View (Below 1 GHz)**



**For Adapter E004-1A060040VU  
Conducted Emissions - Front View**



**Conducted Emissions - Side View**



**Radiated Emissions View (Below 1 GHz)**






**For Adapter DSA-3PFM-05 BUS 060040**

**Conducted Emissions - Front View**




**Conducted Emissions - Side View**



**Radiated Emissions View (Below 1 GHz)**



**For Adapter GQ06-060040-ZU  
Conducted Emissions - Front View**







**Conducted Emissions - Side View**



**Radiated Emissions View (Below 1 GHz)**



**Radiated Emissions View (Above 1 GHz)**



**Radiated Emissions View (Below 30MHz)**

