




Appendix D


Photographs

1. SAR measurement System
2. Photographs of Tissue Simulate Liquid
3. Photographs of EUT test position
4. EUT Constructional Details







1. SAR measurement System



2. Photographs of Tissue Simulate Liquid

Photo 1: Tissue Simulant Liquid for Head 1900	NA
	<p>NA</p>

3. Photographs of EUT test position

Photo 2: Front side 0mm	Photo 3: Back side 0mm
	
Photo 4: Left side 0mm	Photo 5: Right side 0mm
	
Photo 6: Top side 0mm	Photo 7: Bottom side 0mm
	

4. EUT Constructional Details

Photo 8: Front View With antenna closed	Photo 9: Back View With antenna closed
