

# FCC Part 47 §15.247 2400-2483.5 MHz 2015

## DUT Information

### Frequencies

BT CH 0 (2402 MHz)	BT CH 1 (2403 MHz)	BT CH 2 (2404 MHz)
BT CH 3 (2405 MHz)	BT CH 4 (2406 MHz)	BT CH 5 (2407 MHz)
BT CH 6 (2408 MHz)	BT CH 7 (2409 MHz)	BT CH 8 (2410 MHz)
BT CH 9 (2411 MHz)	BT CH 10 (2412 MHz)	BT CH 11 (2413 MHz)
BT CH 12 (2414 MHz)	BT CH 13 (2415 MHz)	BT CH 14 (2416 MHz)
BT CH 15 (2417 MHz)	BT CH 16 (2418 MHz)	BT CH 17 (2419 MHz)
BT CH 18 (2420 MHz)	BT CH 19 (2421 MHz)	BT CH 20 (2422 MHz)
BT CH 21 (2423 MHz)	BT CH 22 (2424 MHz)	BT CH 23 (2425 MHz)
BT CH 24 (2426 MHz)	BT CH 25 (2427 MHz)	BT CH 26 (2428 MHz)
BT CH 27 (2429 MHz)	BT CH 28 (2430 MHz)	BT CH 29 (2431 MHz)
BT CH 30 (2432 MHz)	BT CH 31 (2433 MHz)	BT CH 32 (2434 MHz)
BT CH 33 (2435 MHz)	BT CH 34 (2436 MHz)	BT CH 35 (2437 MHz)
BT CH 36 (2438 MHz)	BT CH 37 (2439 MHz)	BT CH 38 (2440 MHz)
BT CH 39 (2441 MHz)	BT CH 40 (2442 MHz)	BT CH 41 (2443 MHz)
BT CH 42 (2444 MHz)	BT CH 43 (2445 MHz)	BT CH 44 (2446 MHz)
BT CH 45 (2447 MHz)	BT CH 46 (2448 MHz)	BT CH 47 (2449 MHz)
BT CH 48 (2450 MHz)	BT CH 49 (2451 MHz)	BT CH 50 (2452 MHz)
BT CH 51 (2453 MHz)	BT CH 52 (2454 MHz)	BT CH 53 (2455 MHz)
BT CH 54 (2456 MHz)	BT CH 55 (2457 MHz)	BT CH 56 (2458 MHz)
BT CH 57 (2459 MHz)	BT CH 58 (2460 MHz)	BT CH 59 (2461 MHz)
BT CH 60 (2462 MHz)	BT CH 61 (2463 MHz)	BT CH 62 (2464 MHz)
BT CH 63 (2465 MHz)	BT CH 64 (2466 MHz)	BT CH 65 (2467 MHz)
BT CH 66 (2468 MHz)	BT CH 67 (2469 MHz)	BT CH 68 (2470 MHz)
BT CH 69 (2471 MHz)	BT CH 70 (2472 MHz)	BT CH 71 (2473 MHz)
BT CH 72 (2474 MHz)	BT CH 73 (2475 MHz)	BT CH 74 (2476 MHz)
BT CH 75 (2477 MHz)	BT CH 76 (2478 MHz)	BT CH 77 (2479 MHz)
BT CH 78 (2480 MHz)		

### Bandwidths

1 MHz (1 MHz)	2 MHz (2 MHz)	3 MHz (3 MHz)
---------------	---------------	---------------

### Power

20.000 dBm (20 dBm)

### Beamforming Gain

Powerstep name (value)	Beamforming gain table names
20.000 dBm (20 dBm)	---

### Gain Tables

Powerstep name (value)	Gain table names
20.000 dBm (20 dBm)	Port 1: ---;

### DUT Settings

No. of transmission chains	1
Equipment Type	Other
Digital Modulation	No
Frequency Hopping	Yes
Carrier Frequency Separation	1 MHz
Dwell Time	5 ms

## Hardware Setup: WMS Measurements\TS8997

Spectrum Analyzer: SA FSV 40 (SA FSV 40) @ VISA (ADR  
TCPIP::192.168.48.111::INST0::INSTR), SN 1307.9002K40/101076,  
FW 3.40

Vector Generator: VG SMBV100B (VG SMBV100B) @ VISA (ADR  
TCPIP::192.168.48.29::INST0::INSTR), SN 101685, FW 4.70.006.33

Generator: SMB100Aa (SMB100A) @ VISA (ADR  
TCPIP::192.168.48.28::INST0::INSTR), SN 113690, FW / Drv:Rev  
2.21.0, 07/2016, CVI 2015

OSP: OSP-B157W (OSP-B157W) @ VISA (ADR  
TCPIP::192.168.48.157::INST0::INSTR), SN 1527.1144. /, FW  
1.27.0.0

## Summary

Test	Frequency (MHz)	Nominal Power (dBm)	Nominal Bandwidth (MHz)	Result
Band Edge low	--- (hopping)	20.0	3.000000	PASS
Band Edge high	--- (hopping)	20.0	3.000000	PASS
Time of Channel Occupancy	2406.000 (hopping)	20.0	3.000000	PASS
Time of Channel Occupancy	2442.000 (hopping)	20.0	3.000000	PASS
Time of Channel Occupancy	2475.000 (hopping)	20.0	3.000000	PASS
RF output power	2406.000 (single)	20.0	3.000000	PASS
Emission Bandwidth 20 dB	2406.000 (single)	20.0	3.000000	PASS
Band Edge low	2406.000 (single)	20.0	3.000000	PASS
Tx Spurious Emission	2406.000 (single)	20.0	3.000000	PASS
RF output power	2442.000 (single)	20.0	3.000000	PASS
Emission Bandwidth 20 dB	2442.000 (single)	20.0	3.000000	PASS
Tx Spurious Emission	2442.000 (single)	20.0	3.000000	PASS
RF output power	2475.000 (single)	20.0	3.000000	PASS
Emission Bandwidth 20 dB	2475.000 (single)	20.0	3.000000	PASS
Band Edge high	2475.000 (single)	20.0	3.000000	PASS
Tx Spurious Emission	2475.000 (single)	20.0	3.000000	PASS

## Band Edge low (frequency independent; 20.000 dBm; 3 MHz)

### Result

DUT Frequency (MHz)	Result
hopping	PASS

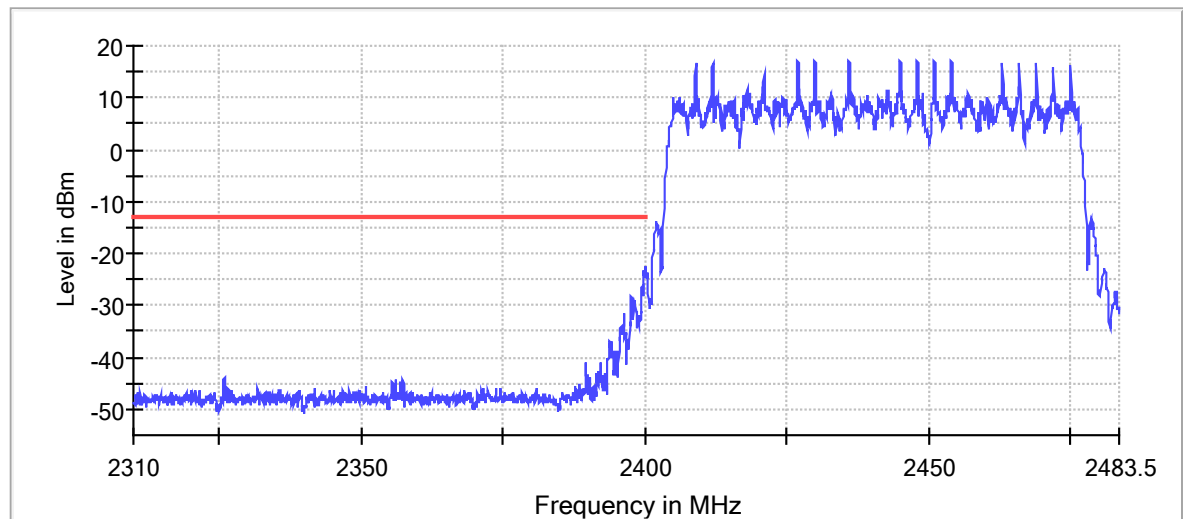
### Inband Peak

Frequency (MHz)	Level (dBm)
2435.975000	17.2

### Measurements

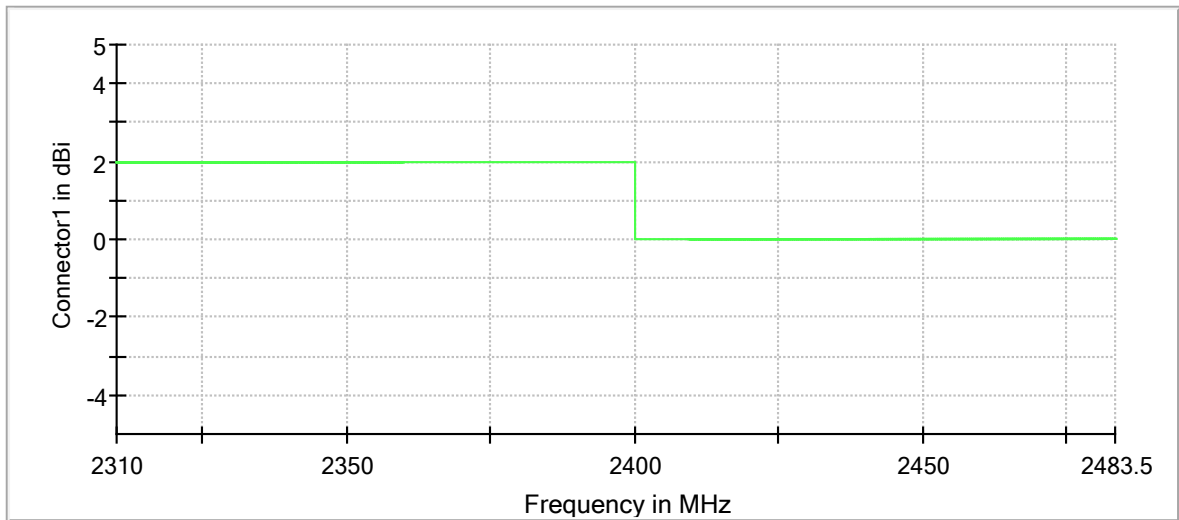
Frequency (MHz)	Level (dBm)	Margin (dB)	Limit (dBm)	Result
2399.875000	-23.1	10.3	-12.8	PASS
2399.825000	-23.6	10.8	-12.8	PASS
2399.925000	-24.2	11.4	-12.8	PASS
2399.775000	-24.4	11.6	-12.8	PASS
2399.975000	-24.5	11.7	-12.8	PASS
2399.725000	-25.7	12.9	-12.8	PASS
2399.575000	-26.1	13.3	-12.8	PASS
2399.525000	-26.8	14.0	-12.8	PASS
2399.625000	-27.7	14.9	-12.8	PASS
2397.675000	-28.1	15.3	-12.8	PASS
2399.675000	-28.4	15.6	-12.8	PASS
2397.725000	-28.5	15.7	-12.8	PASS
2397.625000	-28.8	16.0	-12.8	PASS
2399.475000	-28.9	16.1	-12.8	PASS
2397.925000	-28.9	16.1	-12.8	PASS

Band Edge



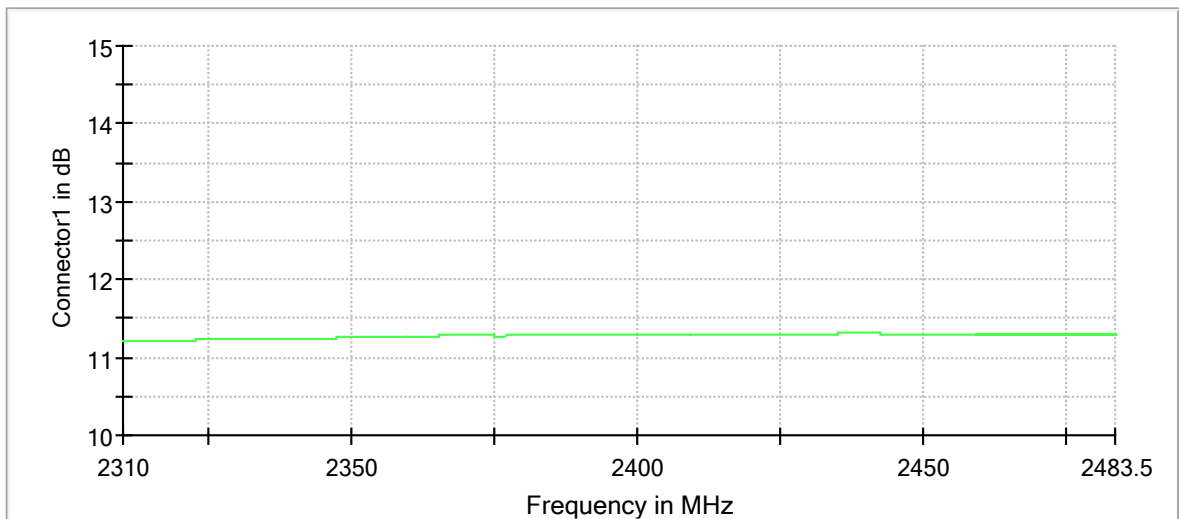
— Limit    — Sum Level    × Fail

Gain



Connector1

Attenuation



Connector1

### Measurement 1

Setting	Instrument Value	Target Value
Start Frequency	2.31000 GHz	2.31000 GHz
Stop Frequency	2.40000 GHz	2.40000 GHz
Span	90.000 MHz	90.000 MHz
RBW	100.000 kHz	<= 100.000 kHz
VBW	300.000 kHz	>= 300.000 kHz
SweepPoints	1800	~ 1800
Sweeptime	113.672 $\mu$ s	AUTO
Reference Level	10.000 dBm	10.000 dBm
Attenuation	30.000 dB	AUTO
Detector	MaxPeak	MaxPeak
SweepCount	100	100
Filter	3 dB	3 dB
Trace Mode	Max Hold	Max Hold
Sweeptype	FFT	AUTO
Preamp	off	off
Stablemode	Trace	Trace
Stablevalue	0.50 dB	0.50 dB

<b>Run</b>	<b>12 / max. 150</b>	<b>max. 150</b>
<b>Stable</b>	<b>3 / 3</b>	<b>3</b>
<b>Max Stable Difference</b>	<b>0.00 dB</b>	<b>0.50 dB</b>

## Measurement 2

<b>Setting</b>	<b>Instrument Value</b>	<b>Target Value</b>
<b>Start Frequency</b>	<b>2.40000 GHz</b>	<b>2.40000 GHz</b>
<b>Stop Frequency</b>	<b>2.48350 GHz</b>	<b>2.48350 GHz</b>
<b>Span</b>	<b>83.500 MHz</b>	<b>83.500 MHz</b>
<b>RBW</b>	<b>100.000 kHz</b>	<b>&lt;= 100.000 kHz</b>
<b>VBW</b>	<b>300.000 kHz</b>	<b>&gt;= 300.000 kHz</b>
<b>SweepPoints</b>	<b>1670</b>	<b>~ 1670</b>
<b>Sweeptime</b>	<b>94.727 µs</b>	<b>AUTO</b>
<b>Reference Level</b>	<b>10.000 dBm</b>	<b>10.000 dBm</b>
<b>Attenuation</b>	<b>30.000 dB</b>	<b>AUTO</b>
<b>Detector</b>	<b>MaxPeak</b>	<b>MaxPeak</b>
<b>SweepCount</b>	<b>100</b>	<b>100</b>
<b>Filter</b>	<b>3 dB</b>	<b>3 dB</b>
<b>Trace Mode</b>	<b>Max Hold</b>	<b>Max Hold</b>
<b>SweepType</b>	<b>FFT</b>	<b>AUTO</b>
<b>Preamp</b>	<b>off</b>	<b>off</b>
<b>Stablemode</b>	<b>Trace</b>	<b>Trace</b>
<b>Stablevalue</b>	<b>0.50 dB</b>	<b>0.50 dB</b>
<b>Run</b>	<b>81 / max. 150</b>	<b>max. 150</b>
<b>Stable</b>	<b>3 / 3</b>	<b>3</b>
<b>Max Stable Difference</b>	<b>0.00 dB</b>	<b>0.50 dB</b>

## Band Edge high (frequency independent; 20.000 dBm; 3 MHz)

### Result

DUT Frequency (MHz)	Result
hopping	PASS

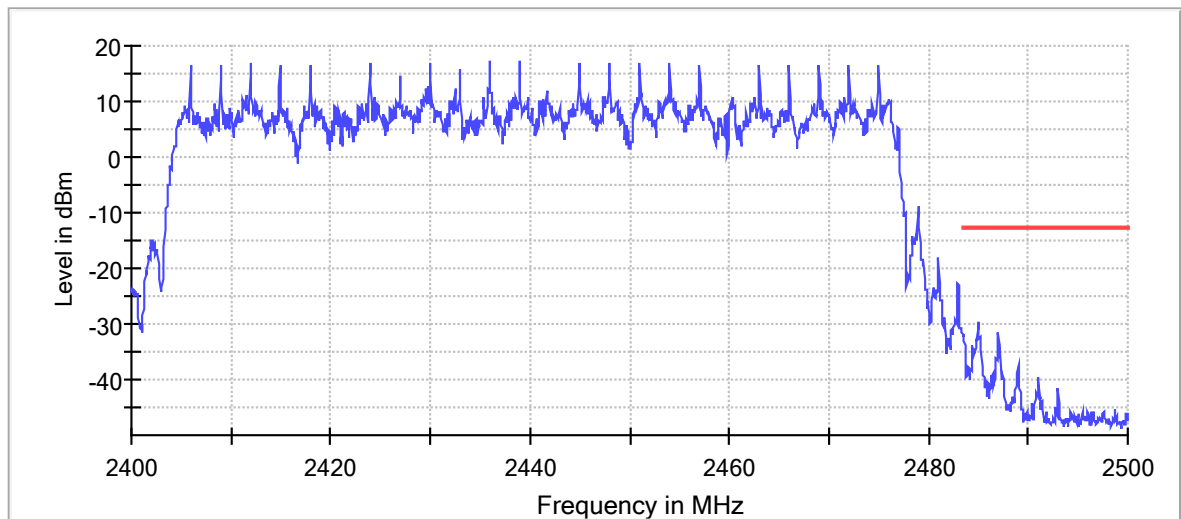
### Inband Peak

Frequency (MHz)	Level (dBm)
2435.975000	17.2

### Measurements

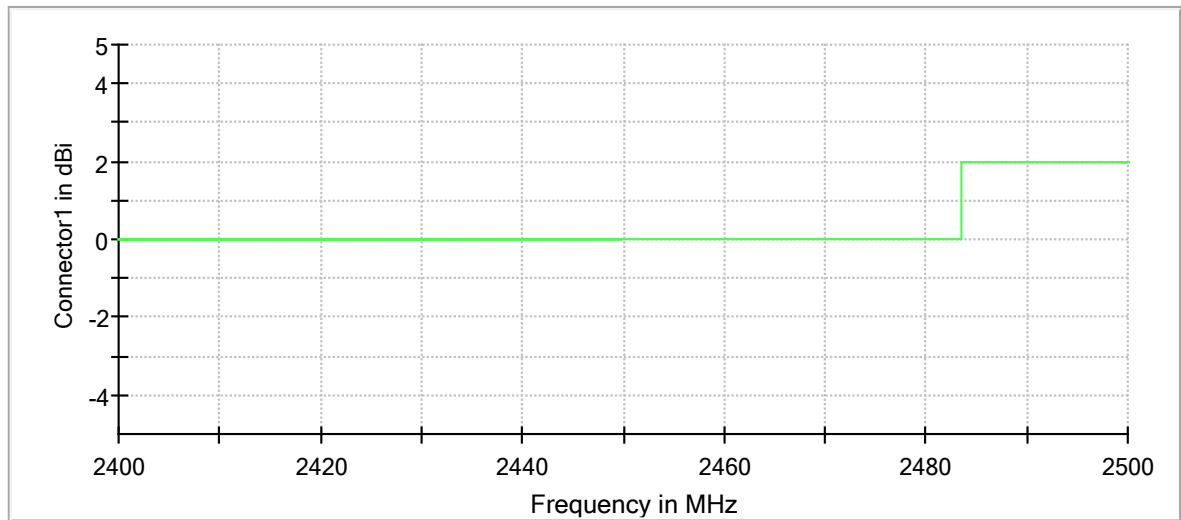
Frequency (MHz)	Level (dBm)	Margin (dB)	Limit (dBm)	Result
2484.975000	-29.8	16.9	-12.8	PASS
2485.025000	-30.1	17.3	-12.8	PASS
2484.925000	-30.8	18.0	-12.8	PASS
2486.975000	-31.3	18.5	-12.8	PASS
2487.025000	-31.5	18.7	-12.8	PASS
2483.525000	-31.8	19.0	-12.8	PASS
2485.125000	-32.5	19.7	-12.8	PASS
2484.775000	-32.5	19.7	-12.8	PASS
2486.925000	-32.5	19.7	-12.8	PASS
2485.075000	-32.8	20.0	-12.8	PASS
2483.575000	-32.9	20.1	-12.8	PASS
2484.875000	-33.0	20.2	-12.8	PASS
2484.825000	-33.1	20.3	-12.8	PASS
2485.175000	-33.2	20.4	-12.8	PASS
2485.225000	-33.8	21.0	-12.8	PASS

Band Edge



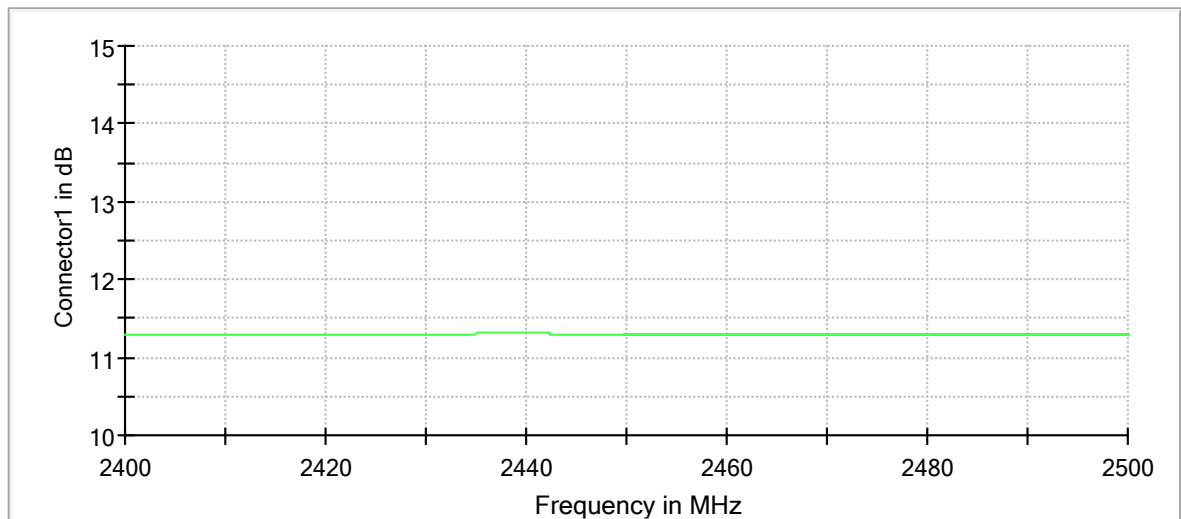
— Limit    — Sum Level    × Fail

Gain



Connector1

Attenuation



Connector1

### Measurement 1

Setting	Instrument Value	Target Value
Start Frequency	2.40000 GHz	2.40000 GHz
Stop Frequency	2.48350 GHz	2.48350 GHz
Span	83.500 MHz	83.500 MHz
RBW	100.000 kHz	<= 100.000 kHz
VBW	300.000 kHz	>= 300.000 kHz
SweepPoints	1670	~ 1670
SweepTime	94.727 μs	AUTO
Reference Level	10.000 dBm	10.000 dBm
Attenuation	30.000 dB	AUTO
Detector	MaxPeak	MaxPeak
SweepCount	100	100
Filter	3 dB	3 dB
Trace Mode	Max Hold	Max Hold
SweepType	FFT	AUTO
Preamp	off	off
Stablemode	Trace	Trace
Stablevalue	0.50 dB	0.50 dB



Run	82 / max. 150	max. 150
Stable	3 / 3	3
Max Stable Difference	0.00 dB	0.50 dB

## Measurement 2

Setting	Instrument Value	Target Value
Start Frequency	2.48350 GHz	2.48350 GHz
Stop Frequency	2.50000 GHz	2.50000 GHz
Span	16.500 MHz	16.500 MHz
RBW	100.000 kHz	<= 100.000 kHz
VBW	300.000 kHz	>= 300.000 kHz
SweepPoints	330	~ 330
SweepTime	18.945 $\mu$ s	AUTO
Reference Level	10.000 dBm	10.000 dBm
Attenuation	30.000 dB	AUTO
Detector	MaxPeak	MaxPeak
SweepCount	100	100
Filter	3 dB	3 dB
Trace Mode	Max Hold	Max Hold
SweepType	FFT	AUTO
Preamp	off	off
Stablemode	Trace	Trace
Stablevalue	0.50 dB	0.50 dB
Run	17 / max. 150	max. 150
Stable	3 / 3	3
Max Stable Difference	0.00 dB	0.50 dB

## Time of Channel Occupancy (2406 MHz; 20.000 dBm; 3 MHz)

Customized settings.

### Result

DUT Frequency (MHz)	Result	Number of Hops	Average time of occupancy (ms)	Threshold (dBm)
2406.000000	PASS	39	39.280	5.0

### Periode

Min (ms)	Max (ms)	Mean (ms)
99.755	220.230	159.997

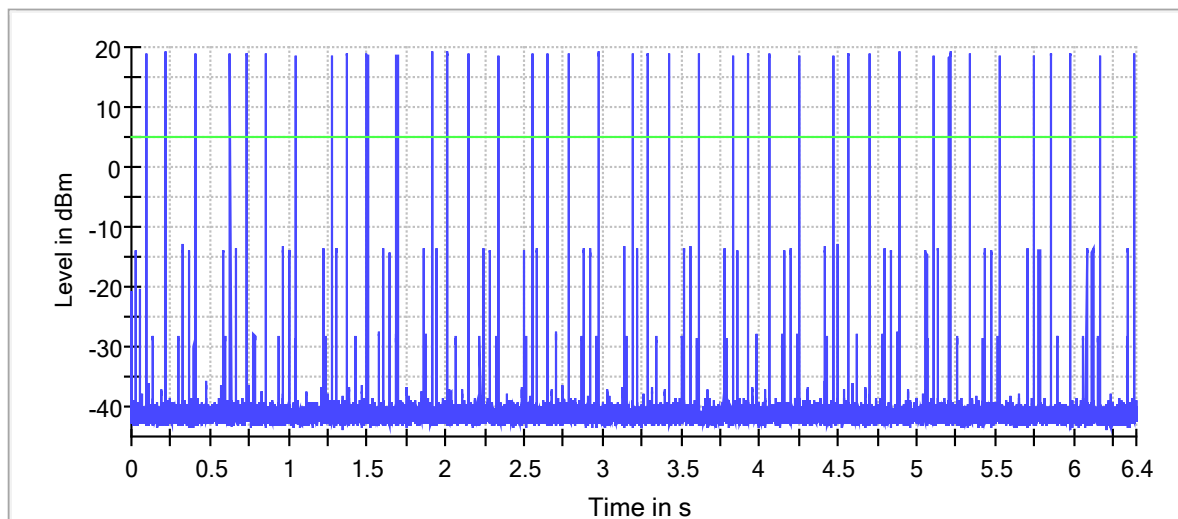
### Transmit Time per Hop

Min (ms)	Max (ms)	Limit Max for Max (ms)	Limit Min for Max (ms)	Mean (ms)
0.97	0.98	400.000	0.000	0.982

### DwellTime

Min (ms)	Max (ms)	Mean (ms)
0.98	0.98	0.987

Time of Channel Occupancy



— Trace      — Threshold

### Measurement

Setting	Instrument Value	Target Value
Center Frequency	2.40600 GHz	2.40600 GHz
Span	ZeroSpan	ZeroSpan
RBW	1.500 MHz	~ 1.500 MHz
VBW	3.000 MHz	~ 3.000 MHz
SweepPoints	30001	~ 30001
Sweeptime	6.400 s	6.400 s

Reference Level	-10.000 dBm	-10.000 dBm
Attenuation	0.000 dB	0.000 dB
Detector	MaxPeak	MaxPeak
SweepCount	1	1
Filter	Channel	Channel
Trace Mode	Clear Write	Clear Write
SweepType	Sweep	AUTO
Preamp	off	off
Trigger	External	External
Trigger Offset	0.000 s	0.000 s

## OSP

Setting	Instrument Value	Target Value
Measurement Time	6.400 s	6.400 s
Tracepoints	6400000	6400000
Time resolution	1.000 µs	1.000 µs
Detector	RMS	RMS

## Time of Channel Occupancy (2442 MHz; 20.000 dBm; 3 MHz)

Customized settings.

### Result

DUT Frequency (MHz)	Result	Number of Hops	Average time of occupancy (ms)	Threshold (dBm)
2442.000000	PASS	39	39.355	5.0

### Periode

Min (ms)	Max (ms)	Mean (ms)
109.750	250.241	158.413

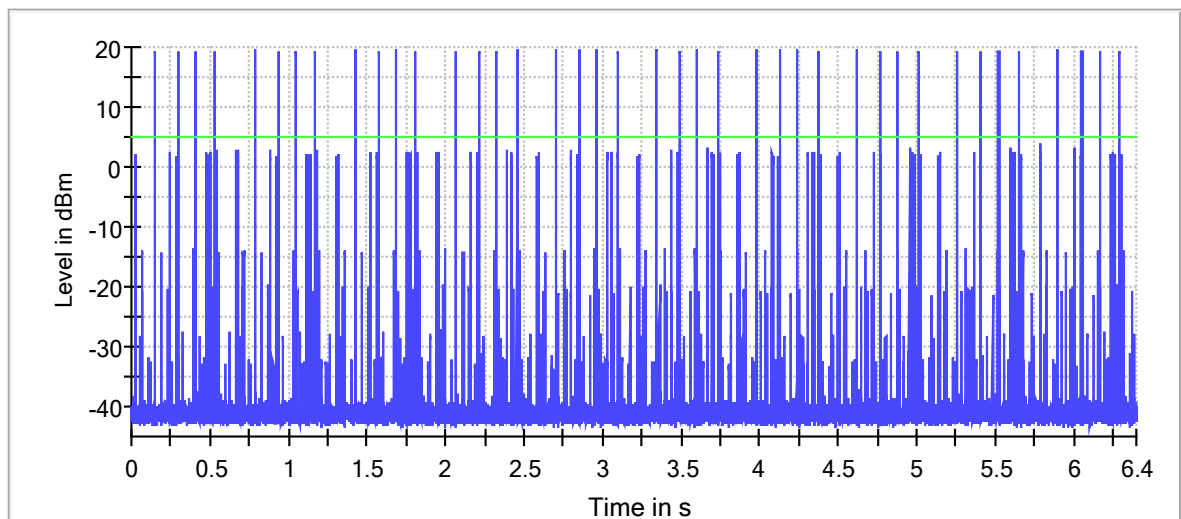
### Transmit Time per Hop

Min (ms)	Max (ms)	Limit Max for Max (ms)	Limit Min for Max (ms)	Mean (ms)
0.97	0.98	400.000	0.000	0.984

### DwellTime

Min (ms)	Max (ms)	Mean (ms)
0.98	0.98	0.986

Time of Channel Occupancy



— Trace — Threshold

### Measurement

Setting	Instrument Value	Target Value
Center Frequency	2.44200 GHz	2.44200 GHz
Span	ZeroSpan	ZeroSpan
RBW	1.500 MHz	~ 1.500 MHz
VBW	3.000 MHz	~ 3.000 MHz
SweepPoints	30001	~ 30001
Sweptime	6.400 s	6.400 s

Reference Level	-10.000 dBm	-10.000 dBm
Attenuation	0.000 dB	0.000 dB
Detector	MaxPeak	MaxPeak
SweepCount	1	1
Filter	Channel	Channel
Trace Mode	Clear Write	Clear Write
SweepType	Sweep	AUTO
Preamp	off	off
Trigger	External	External
Trigger Offset	0.000 s	0.000 s

## OSP

Setting	Instrument Value	Target Value
Measurement Time	6.400 s	6.400 s
Tracepoints	6400000	6400000
Time resolution	1.000 $\mu$ s	1.000 $\mu$ s
Detector	RMS	RMS

## Time of Channel Occupancy (2475 MHz; 20.000 dBm; 3 MHz)

Customized settings.

### Result

DUT Frequency (MHz)	Result	Number of Hops	Average time of occupancy (ms)	Threshold (dBm)
2475.000000	PASS	39	39.088	5.0

### Periode

Min (ms)	Max (ms)	Mean (ms)
59.750	230.224	161.041

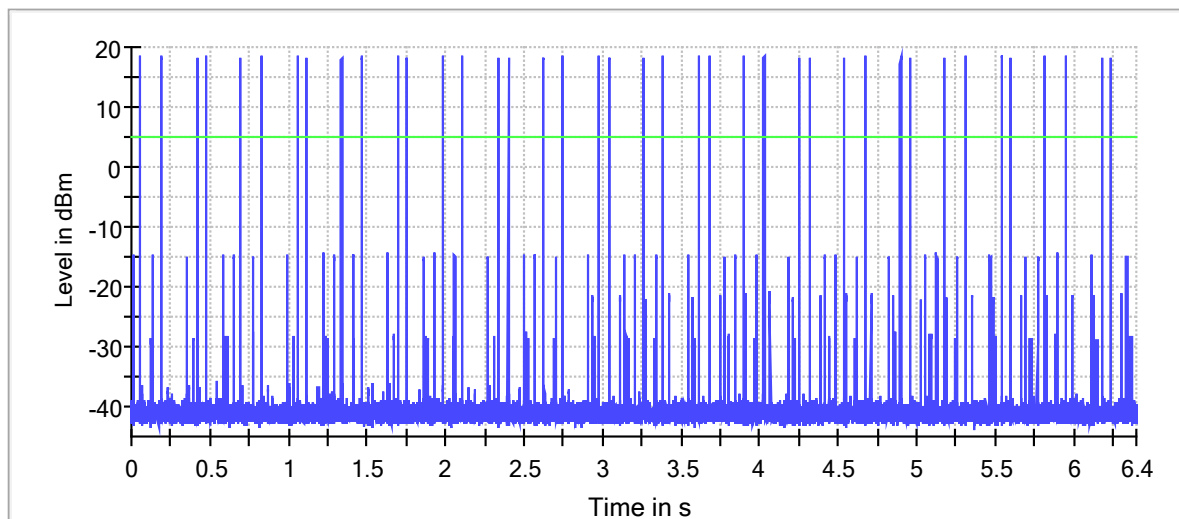
### Transmit Time per Hop

Min (ms)	Max (ms)	Limit Max for Max (ms)	Limit Min for Max (ms)	Mean (ms)
0.97	0.98	400.000	0.000	0.977

### DwellTime

Min (ms)	Max (ms)	Mean (ms)
0.98	0.98	0.985

Time of Channel Occupancy



— Trace      — Threshold

### Measurement

Setting	Instrument Value	Target Value
Center Frequency	2.47500 GHz	2.47500 GHz
Span	ZeroSpan	ZeroSpan
RBW	1.500 MHz	~ 1.500 MHz
VBW	3.000 MHz	~ 3.000 MHz
SweepPoints	30001	~ 30001
Sweeptime	6.400 s	6.400 s

Reference Level	-10.000 dBm	-10.000 dBm
Attenuation	0.000 dB	0.000 dB
Detector	MaxPeak	MaxPeak
SweepCount	1	1
Filter	Channel	Channel
Trace Mode	Clear Write	Clear Write
SweepType	Sweep	AUTO
Preamp	off	off
Trigger	External	External
Trigger Offset	0.000 s	0.000 s

## OSP

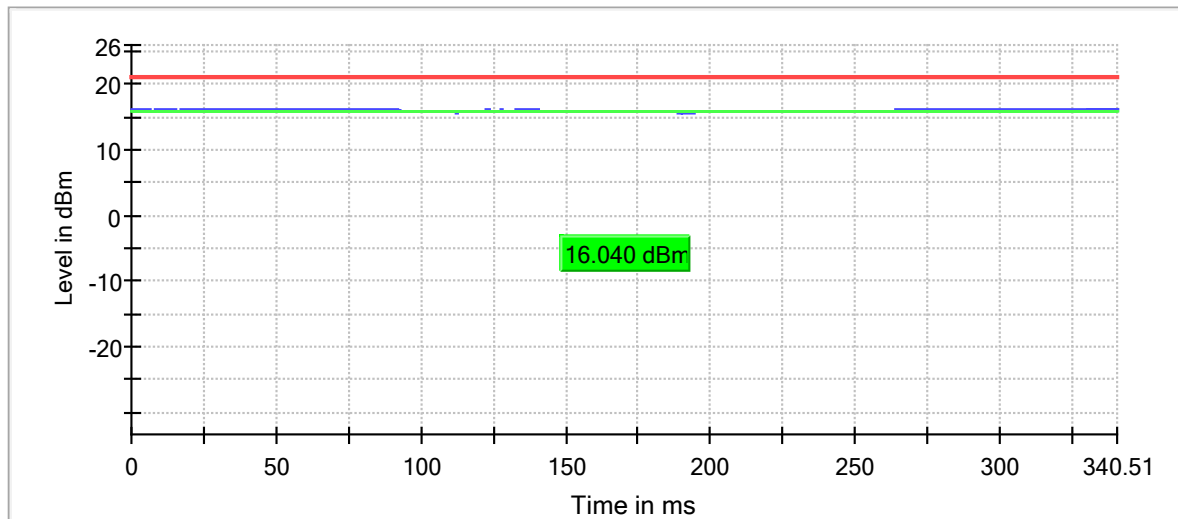
Setting	Instrument Value	Target Value
Measurement Time	6.400 s	6.400 s
Tracepoints	6400000	6400000
Time resolution	1.000 µs	1.000 µs
Detector	RMS	RMS

## RF output power (2406 MHz; 20.000 dBm; 3 MHz; Test Mode)

### Result

DUT Frequency (MHz)	Gated RMS (dBm)	Limit Max (dBm)	Gated EIRP (dBm)	DutyCycle (%)	Result
2406.000000	16.0	21.0	16.0	34.228	PASS

Gated Trace



— Gated Trace    — Overall    — Limit

### OSP PowerMeter settings

Setting	Instrument Value	Target Value
Measurement Time	1.000 s	1.000 s
Points	1000000	1000000
Time resolution	1.000 $\mu$ s	1.000 $\mu$ s



## Emission Bandwidth 20 dB (2406 MHz; 20.000 dBm; 3 MHz; Test Mode)

Customized settings.

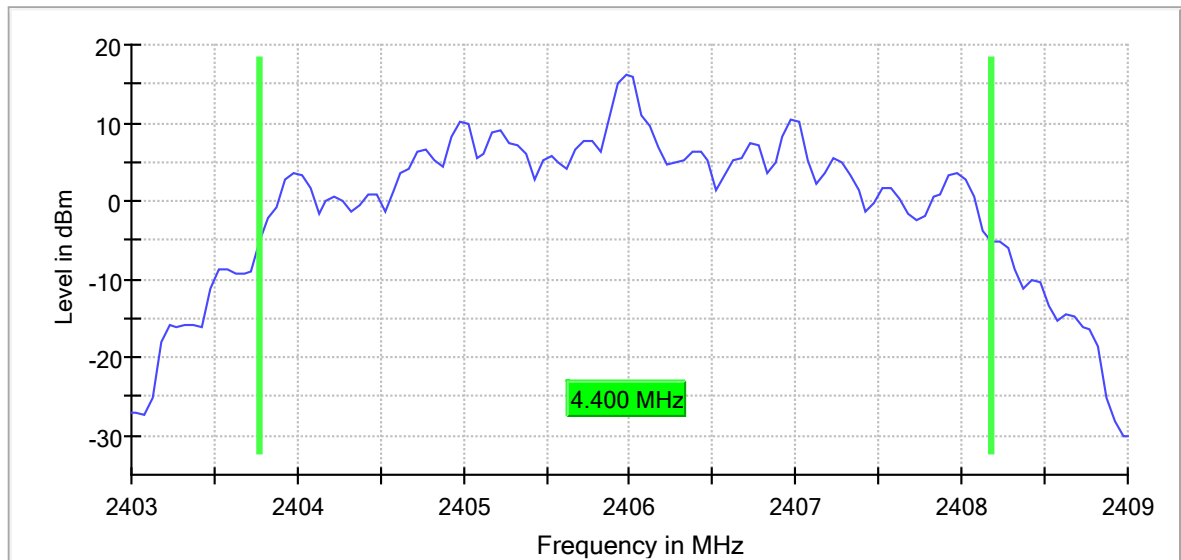
### 20 dB Bandwidth

DUT Frequency (MHz)	Bandwidth (MHz)	Limit Min (MHz)	Limit Max (MHz)	Band Edge Left (MHz)	Band Edge Right (MHz)
2406.000000	4.400000	---	---	2403.775000	2408.175000

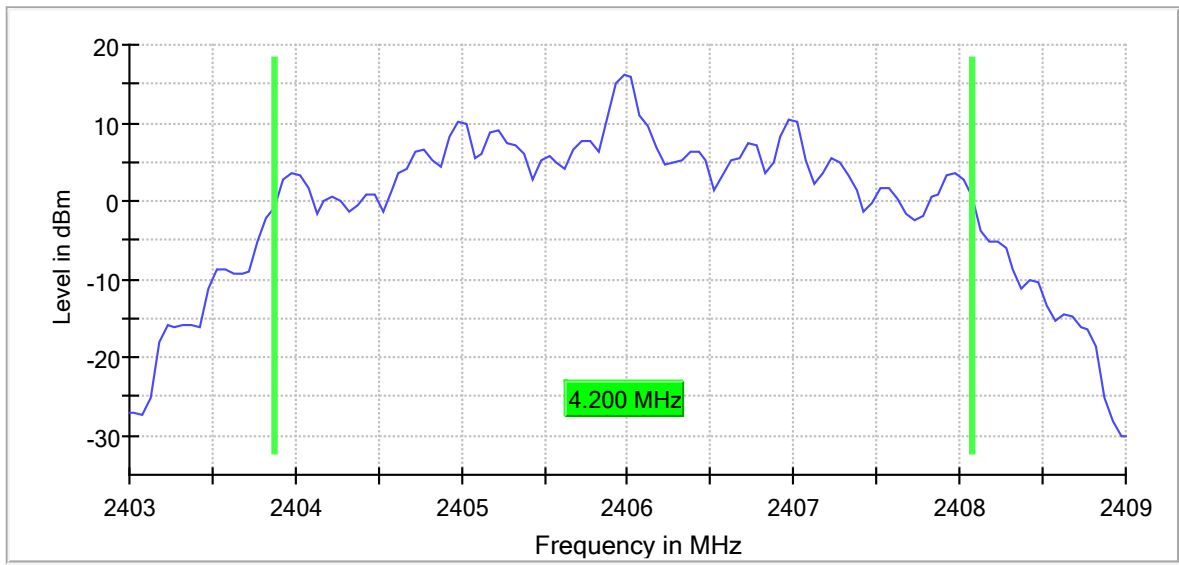
(continuation of the "20 dB Bandwidth" table from column 6 ...)

DUT Frequency (MHz)	Max Level (dBm)	Result
2406.000000	16.2	PASS

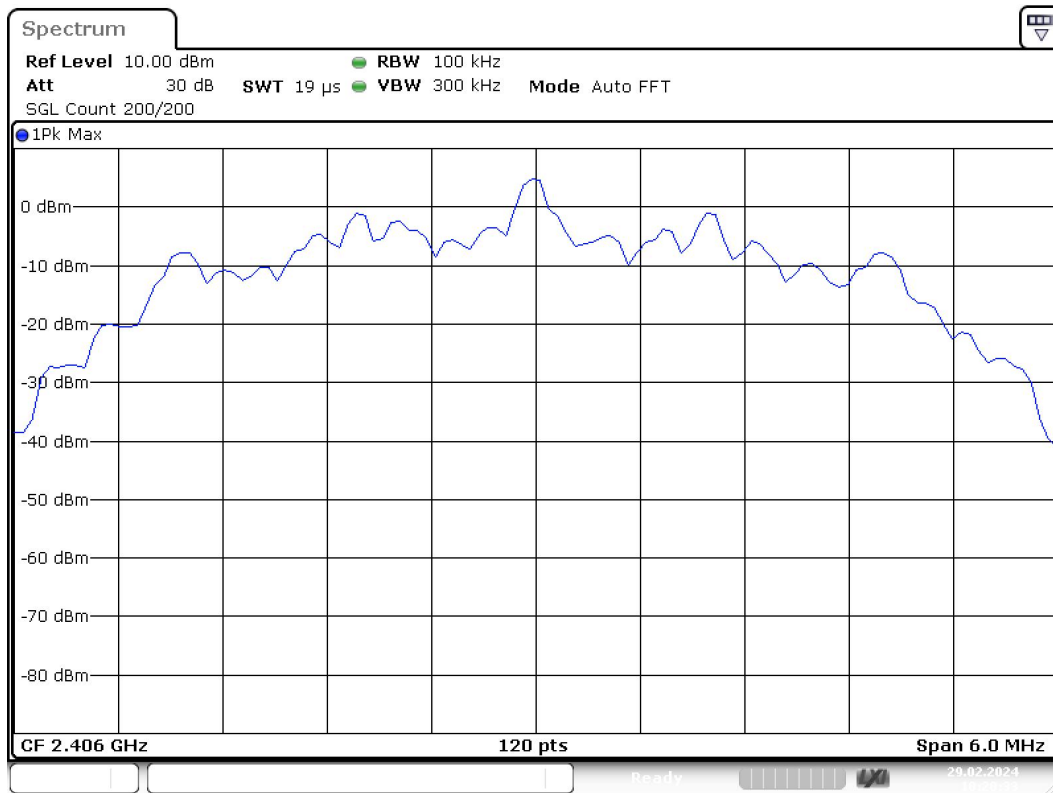
20 dB Bandwidth



99 % Bandwidth



Bandwidth



Date: 29.FEB.2024 10:20:33

## Measurement

Setting	Instrument Value	Target Value
Start Frequency	2.40300 GHz	2.40300 GHz
Stop Frequency	2.40900 GHz	2.40900 GHz
Span	6.000 MHz	6.000 MHz
RBW	100.000 kHz	>= 100.000 kHz
VBW	300.000 kHz	>= 300.000 kHz
SweepPoints	120	~ 120
SweepTime	18.984 µs	AUTO
Reference Level	10.000 dBm	10.000 dBm
Attenuation	30.000 dB	AUTO
Detector	MaxPeak	MaxPeak
SweepCount	200	200
Filter	3 dB	3 dB
Trace Mode	Max Hold	Max Hold
SweepType	FFT	AUTO
Preamp	off	off
Stablemode	Trace	Trace
Stablevalue	0.50 dB	0.50 dB
Run	1 / max. 1	max. 1
Stable	0 / 1	1
Max Stable Difference	0.00 dB	0.50 dB

## Band Edge low (2406 MHz; 20.000 dBm; 3 MHz; Test Mode)

### Result

DUT Frequency (MHz)	Result
2406.000000	PASS

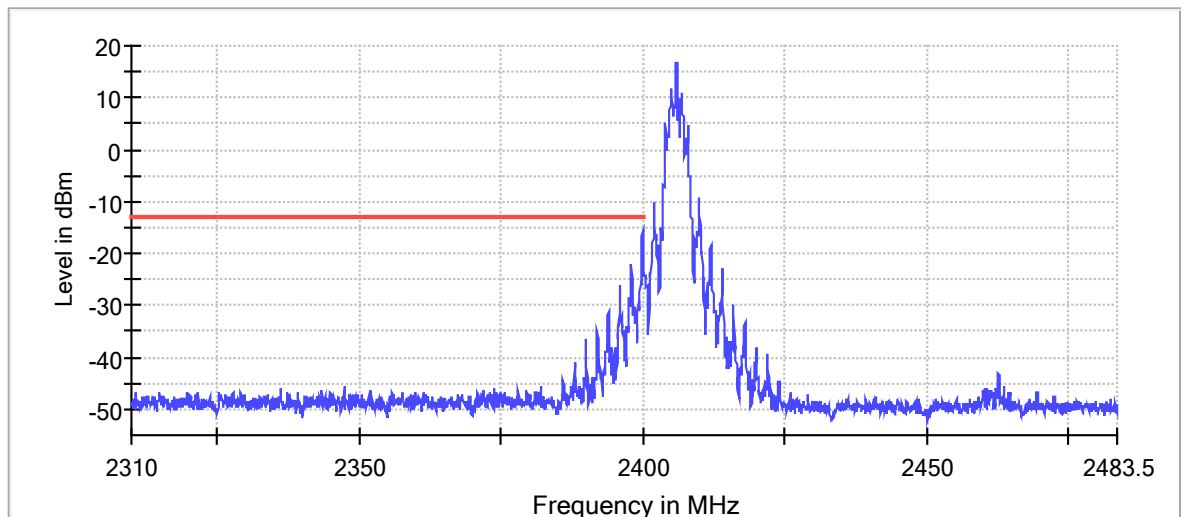
### Inband Peak

Frequency (MHz)	Level (dBm)
2405.975000	16.8

### Measurements

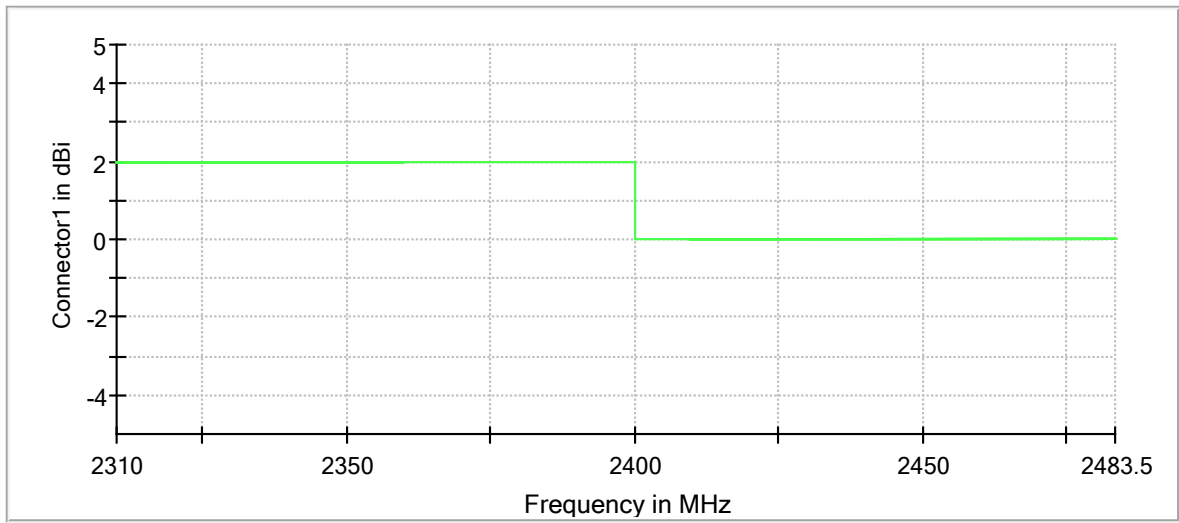
Frequency (MHz)	Level (dBm)	Margin (dB)	Limit (dBm)	Result
2399.975000	-15.6	2.4	-13.2	PASS
2399.925000	-16.5	3.3	-13.2	PASS
2399.875000	-20.9	7.8	-13.2	PASS
2399.825000	-21.9	8.7	-13.2	PASS
2397.975000	-22.0	8.9	-13.2	PASS
2398.025000	-22.2	9.1	-13.2	PASS
2397.925000	-23.0	9.8	-13.2	PASS
2399.775000	-24.8	11.6	-13.2	PASS
2398.075000	-25.0	11.8	-13.2	PASS
2399.575000	-25.6	12.4	-13.2	PASS
2399.625000	-25.7	12.6	-13.2	PASS
2395.975000	-26.1	13.0	-13.2	PASS
2399.675000	-26.2	13.0	-13.2	PASS
2398.125000	-26.2	13.1	-13.2	PASS
2396.025000	-26.3	13.2	-13.2	PASS

Band Edge



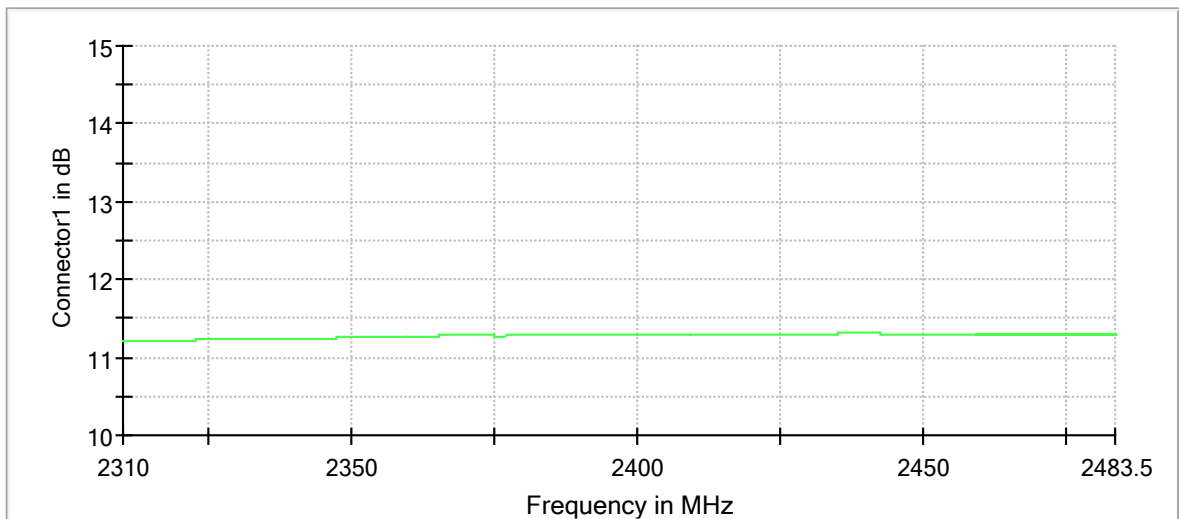
— Limit    — Sum Level    × Fail

Gain



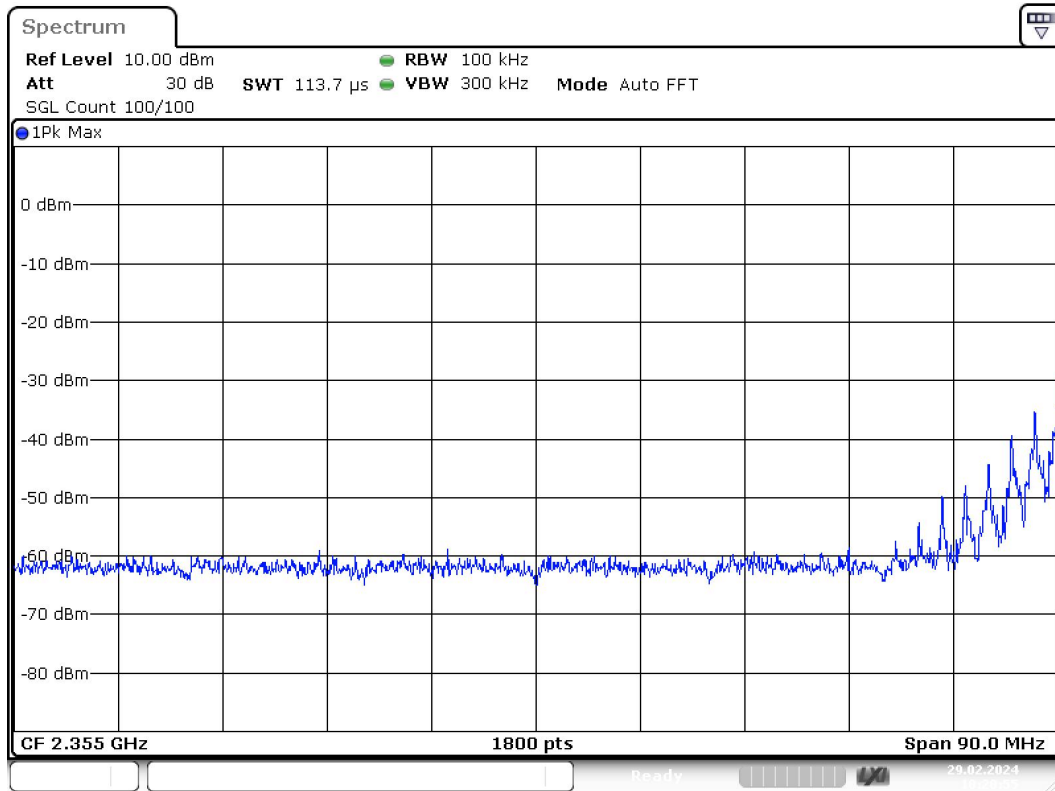
Connector1

Attenuation



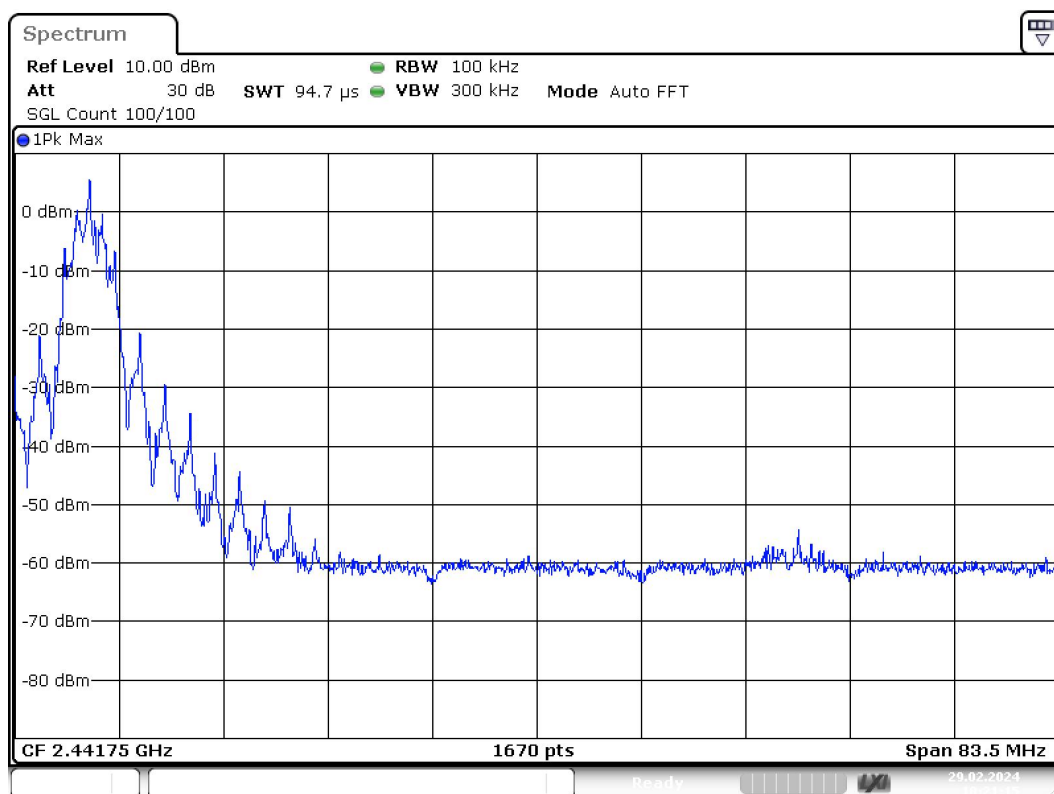
Connector1

Band Edge Connector 1\_0



Date: 29.FEB.2024 10:20:55

### Band Edge Connector 1\_1



Date: 29.FEB.2024 10:21:16

### Measurement 1

Setting	Instrument Value	Target Value
Start Frequency	2.31000 GHz	2.31000 GHz
Stop Frequency	2.40000 GHz	2.40000 GHz
Span	90.000 MHz	90.000 MHz
RBW	100.000 kHz	<= 100.000 kHz
VBW	300.000 kHz	>= 300.000 kHz
SweepPoints	1800	~ 1800
Sweeptime	113.672 μs	AUTO
Reference Level	10.000 dBm	10.000 dBm
Attenuation	30.000 dB	AUTO
Detector	MaxPeak	MaxPeak
SweepCount	100	100
Filter	3 dB	3 dB
Trace Mode	Max Hold	Max Hold
SweepType	FFT	AUTO
Preamp	off	off
Stablemode	Trace	Trace
Stablevalue	0.50 dB	0.50 dB
Run	4 / max. 150	max. 150
Stable	3 / 3	3
Max Stable Difference	0.45 dB	0.50 dB

### Measurement 2

Setting	Instrument Value	Target Value
Start Frequency	2.40000 GHz	2.40000 GHz
Stop Frequency	2.48350 GHz	2.48350 GHz
Span	83.500 MHz	83.500 MHz
RBW	100.000 kHz	<= 100.000 kHz
VBW	300.000 kHz	>= 300.000 kHz

<b>SweepPoints</b>	<b>1670</b>	<b>~ 1670</b>
<b>Sweeptime</b>	<b>94.727 µs</b>	<b>AUTO</b>
<b>Reference Level</b>	<b>10.000 dBm</b>	<b>10.000 dBm</b>
<b>Attenuation</b>	<b>30.000 dB</b>	<b>AUTO</b>
<b>Detector</b>	<b>MaxPeak</b>	<b>MaxPeak</b>
<b>SweepCount</b>	<b>100</b>	<b>100</b>
<b>Filter</b>	<b>3 dB</b>	<b>3 dB</b>
<b>Trace Mode</b>	<b>Max Hold</b>	<b>Max Hold</b>
<b>SweepType</b>	<b>FFT</b>	<b>AUTO</b>
<b>Preamp</b>	<b>off</b>	<b>off</b>
<b>Stablemode</b>	<b>Trace</b>	<b>Trace</b>
<b>Stablevalue</b>	<b>0.50 dB</b>	<b>0.50 dB</b>
<b>Run</b>	<b>12 / max. 150</b>	<b>max. 150</b>
<b>Stable</b>	<b>3 / 3</b>	<b>3</b>
<b>Max Stable Difference</b>	<b>0.00 dB</b>	<b>0.50 dB</b>



## Tx Spurious Emission (2406 MHz; 20.000 dBm; 3 MHz; Test Mode)

### Result

DUT Frequency (MHz)	Result
2406.000000	PASS

### Final measurements

Frequency (MHz)	Level Pre Measurement (dBm)	level (dBm)	Limit (dBm)	Margin (dB)	Result
---	---	---	---	---	---

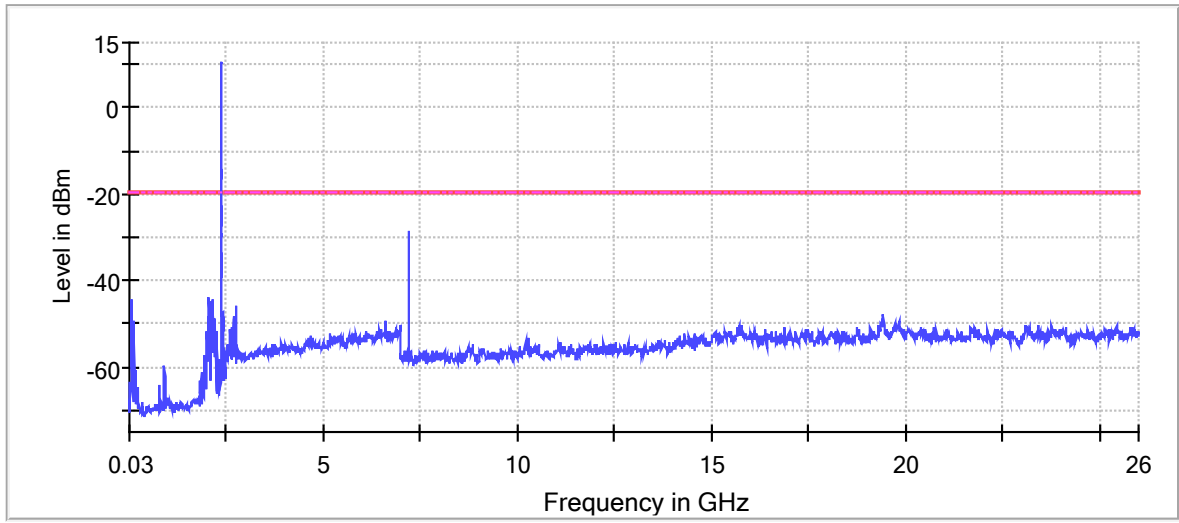
### Pre Measurements

Frequency (MHz)	Level (dBm)	Margin (dB)	Limit (dBm)
7215.783362	-28.6	9.0	-19.6
2395.021008	-29.8	10.2	-19.6
7225.777624	-38.2	18.6	-19.6
2086.323529	-43.9	24.3	-19.6
94.726891	-44.5	24.9	-19.6
2185.903361	-44.5	25.0	-19.6
2116.197479	-44.7	25.1	-19.6
2758.342223	-45.9	26.3	-19.6
2165.987395	-46.1	26.5	-19.6
2106.239496	-46.7	27.1	-19.6
2195.861345	-47.3	27.7	-19.6
19438.766575	-47.8	28.2	-19.6
2056.449580	-48.4	28.8	-19.6
2385.063025	-48.4	28.8	-19.6
2698.376647	-48.5	28.9	-19.6

### Measurement Settings

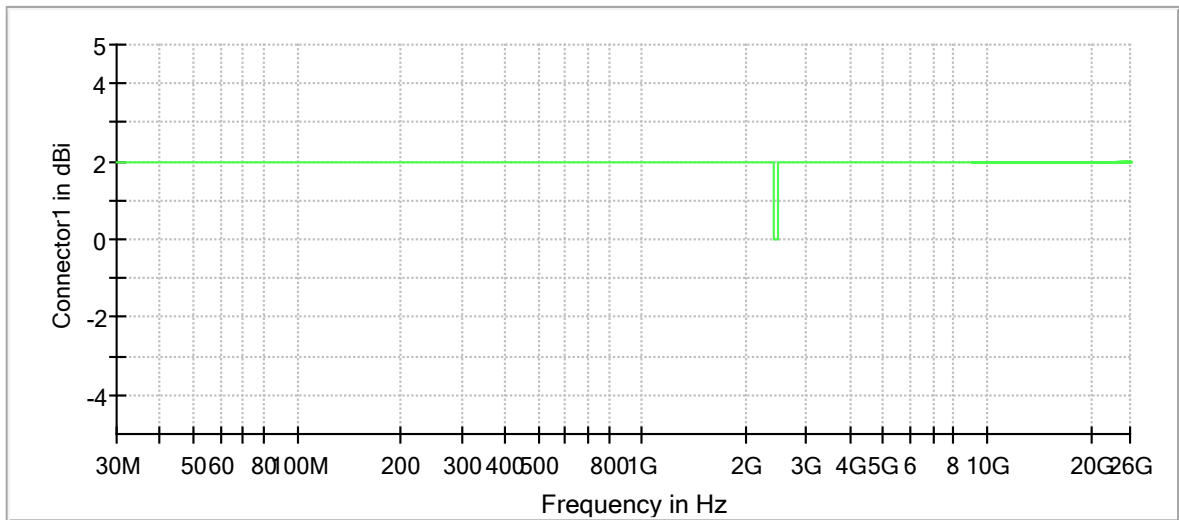
Start Frequency (MHz)	Stop Frequency (MHz)	Pre Measurement	Final Measurement
30.000000	2400.000000	1	1
2400.000000	2483.500000	1	1
2483.500000	26000.000000	1	1

Spurious



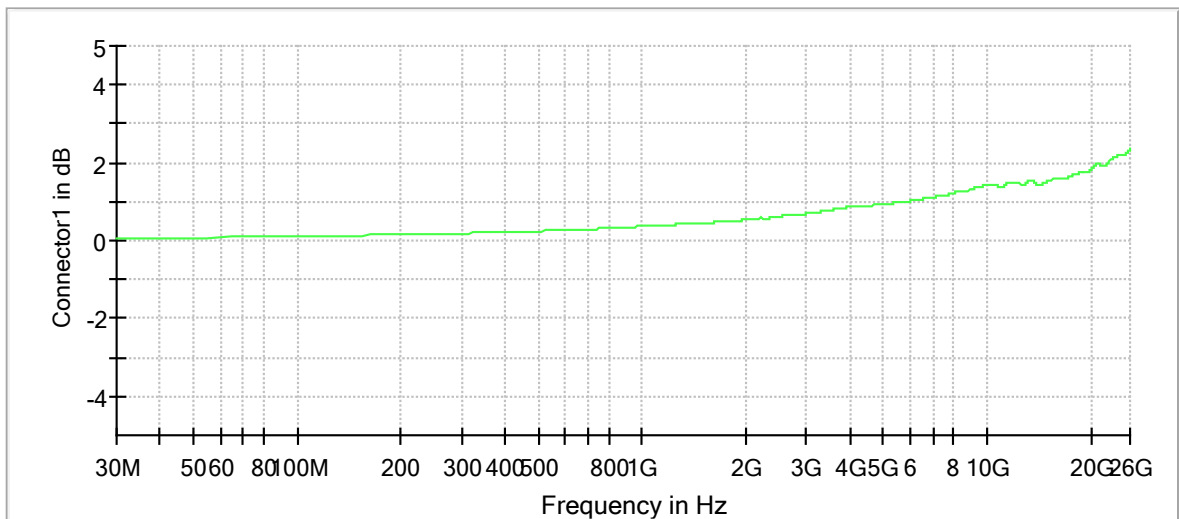
— Limit    — Sum Level    - - - Threshold    × Critical    × Final Critical

Gain



Connector1

Attenuation



Connector1

### Pre Measurement 1

Setting	Instrument Value	Target Value
RBW	100.000 kHz	<= 100.000 kHz
VBW	300.000 kHz	>= 300.000 kHz
SweepPoints	238	~ 238
SweepTime	23.700 ms	AUTO
Reference Level	-10.000 dBm	-30.000 dBm
Attenuation	20.000 dB	AUTO
Detector	MaxPeak	MaxPeak
SweepCount	3	3
Filter	3 dB	3 dB
Trace Mode	Max Hold	Max Hold
Sweeptype	Sweep	AUTO
Preamp	off	off
Stablemode	Trace	Trace
Stablevalue	0.50 dB	0.50 dB
Run	4 / max. 40	max. 40
Stable	3 / 3	3
Max Stable Difference	0.00 dB	0.50 dB

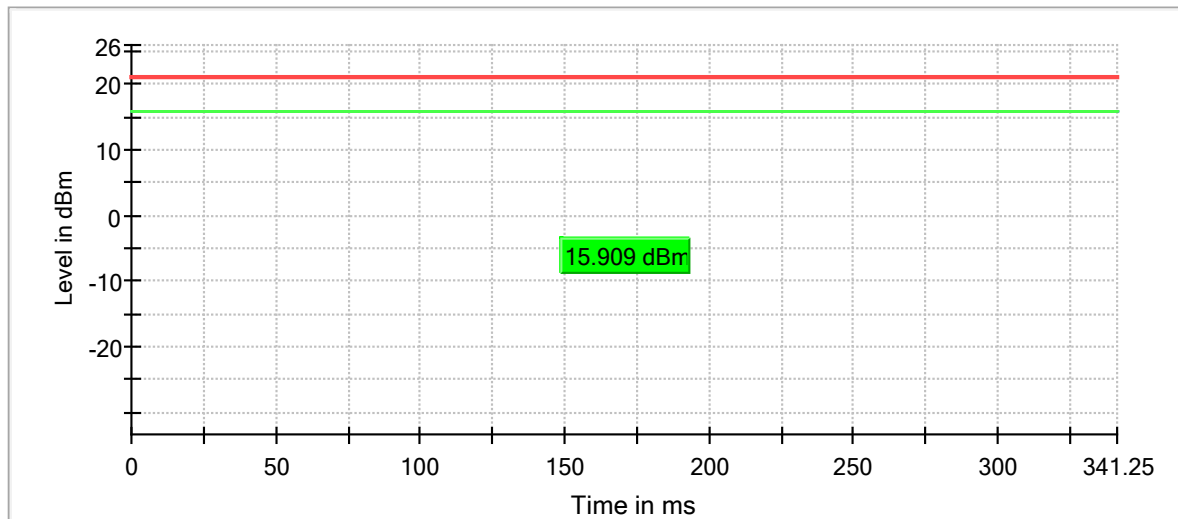


## RF output power (2442 MHz; 20.000 dBm; 3 MHz; Test Mode)

### Result

DUT Frequency (MHz)	Gated RMS (dBm)	Limit Max (dBm)	Gated EIRP (dBm)	DutyCycle (%)	Result
2442.000000	15.9	21.0	15.9	34.302	PASS

Gated Trace



— Gated Trace — Overall — Limit

### OSP PowerMeter settings

Setting	Instrument Value	Target Value
Measurement Time	1.000 s	1.000 s
Points	1000000	1000000
Time resolution	1.000 $\mu$ s	1.000 $\mu$ s

## Emission Bandwidth 20 dB (2442 MHz; 20.000 dBm; 3 MHz; Test Mode)

Customized settings.

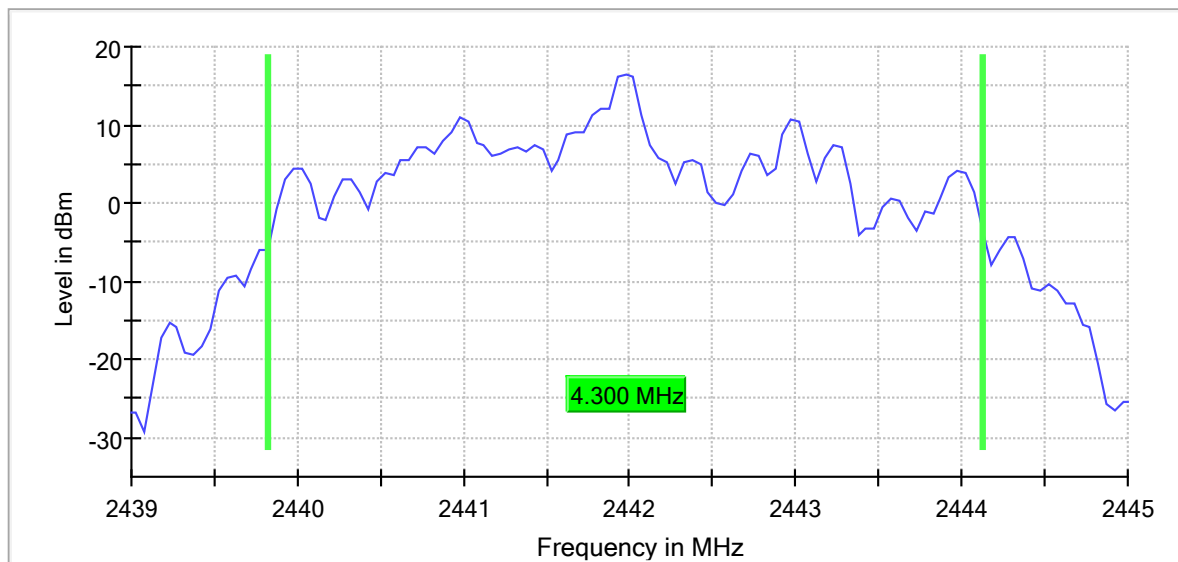
### 20 dB Bandwidth

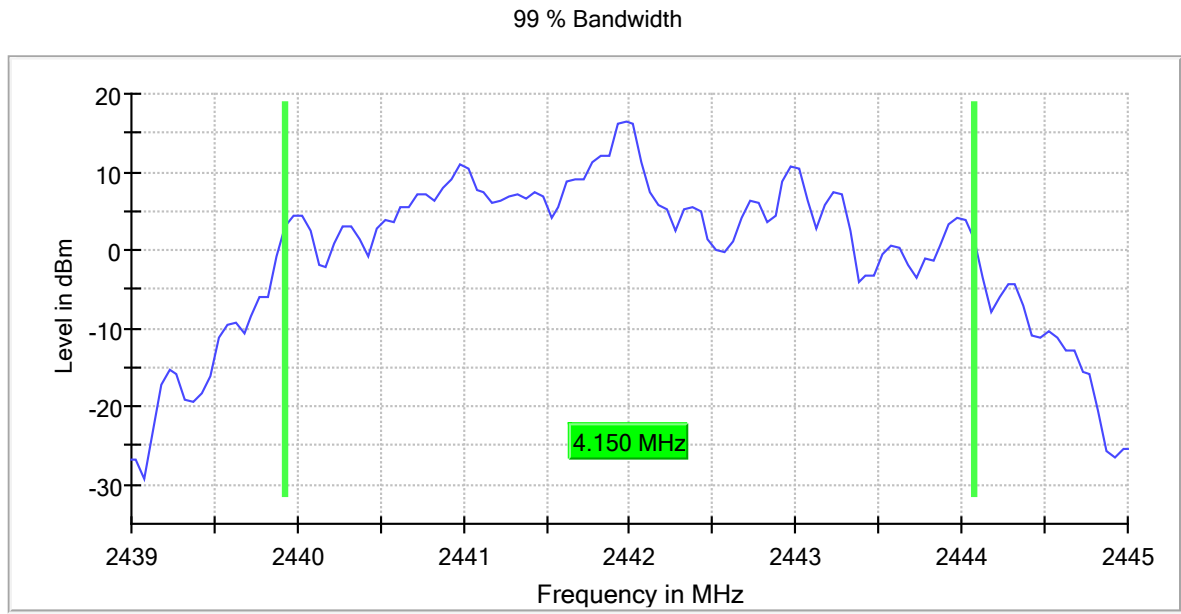
DUT Frequency (MHz)	Bandwidth (MHz)	Limit Min (MHz)	Limit Max (MHz)	Band Edge Left (MHz)	Band Edge Right (MHz)
2442.000000	4.300000	---	---	2439.825000	2444.125000

(continuation of the "20 dB Bandwidth" table from column 6 ...)

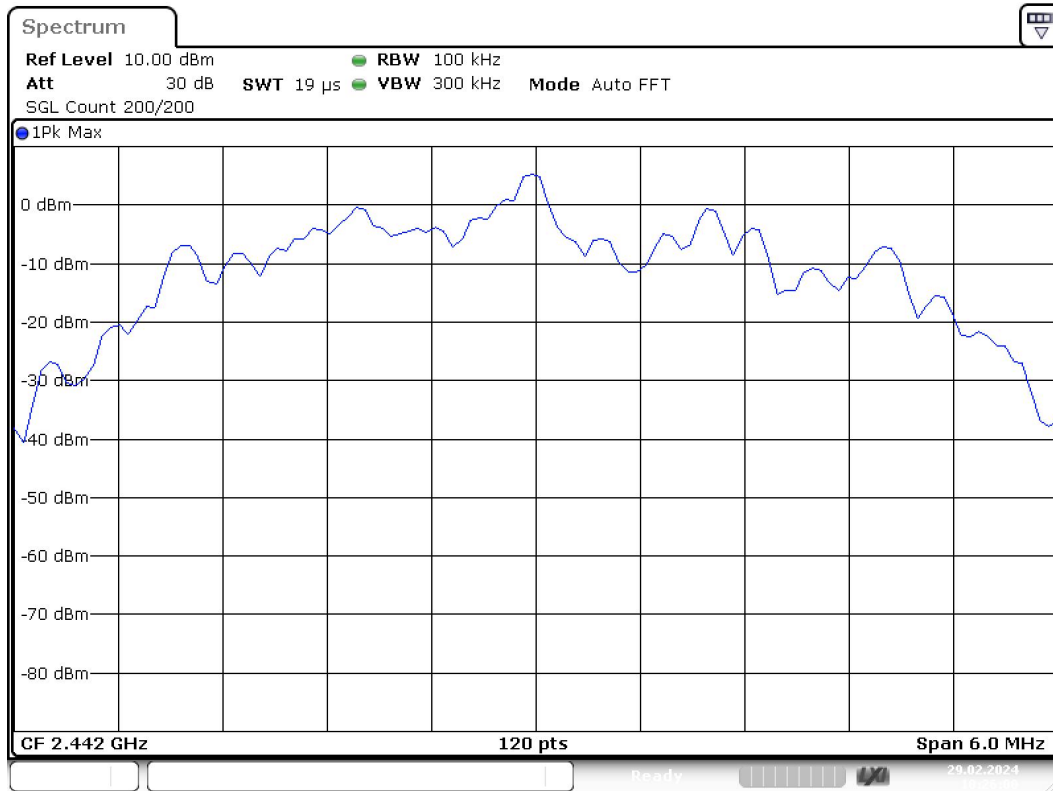
DUT Frequency (MHz)	Max Level (dBm)	Result
2442.000000	16.6	PASS

20 dB Bandwidth





Bandwidth



Date: 29.FEB.2024 10:26:01

## Measurement

Setting	Instrument Value	Target Value
Start Frequency	2.43900 GHz	2.43900 GHz
Stop Frequency	2.44500 GHz	2.44500 GHz
Span	6.000 MHz	6.000 MHz
RBW	100.000 kHz	>= 100.000 kHz
VBW	300.000 kHz	>= 300.000 kHz
SweepPoints	120	~ 120
Sweeptime	18.984 µs	AUTO
Reference Level	10.000 dBm	10.000 dBm
Attenuation	30.000 dB	AUTO
Detector	MaxPeak	MaxPeak
SweepCount	200	200
Filter	3 dB	3 dB
Trace Mode	Max Hold	Max Hold
Sweeptype	FFT	AUTO
Preamp	off	off
Stablemode	Trace	Trace
Stablevalue	0.50 dB	0.50 dB
Run	1 / max. 1	max. 1
Stable	0 / 1	1
Max Stable Difference	0.00 dB	0.50 dB



## Tx Spurious Emission (2442 MHz; 20.000 dBm; 3 MHz; Test Mode)

### Result

DUT Frequency (MHz)	Result
2442.000000	PASS

### Final measurements

Frequency (MHz)	Level Pre Measurement (dBm)	level (dBm)	Limit (dBm)	Margin (dB)	Result
---	---	---	---	---	---

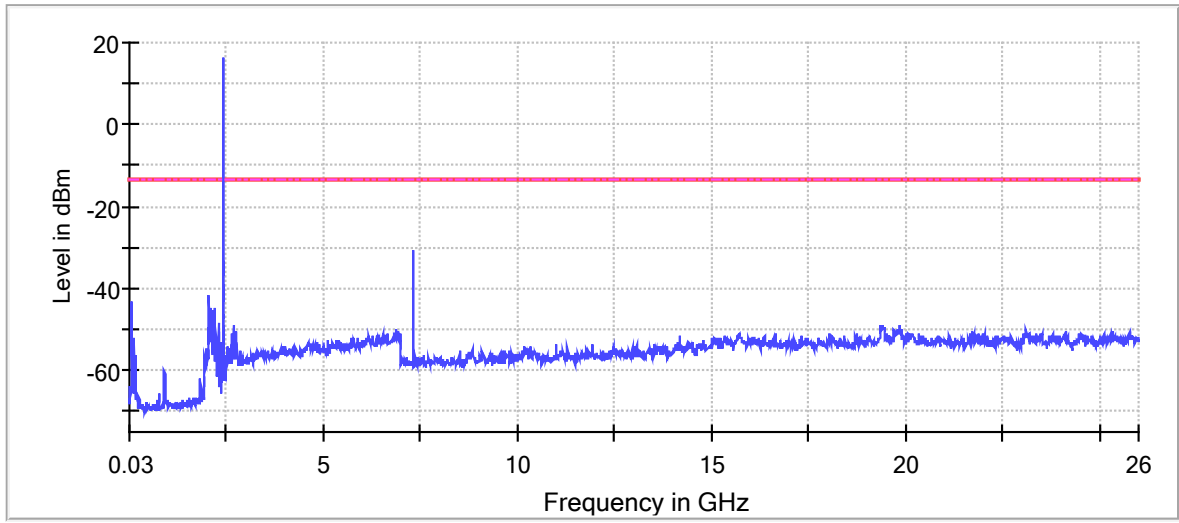
### Pre Measurements

Frequency (MHz)	Level (dBm)	Margin (dB)	Limit (dBm)
7325.720251	-30.5	17.0	-13.5
2086.323529	-41.8	28.3	-13.5
94.726891	-43.4	29.9	-13.5
2136.113445	-44.7	31.2	-13.5
2215.777311	-45.0	31.5	-13.5
2185.903361	-45.4	31.9	-13.5
2205.819328	-46.2	32.7	-13.5
2126.155462	-46.3	32.8	-13.5
2156.029412	-46.3	32.8	-13.5
2315.357143	-48.2	34.7	-13.5
2235.693277	-48.4	35.0	-13.5
2106.239496	-48.6	35.1	-13.5
2698.376647	-48.9	35.4	-13.5
19398.789524	-48.9	35.4	-13.5
19358.812473	-48.9	35.4	-13.5

### Measurement Settings

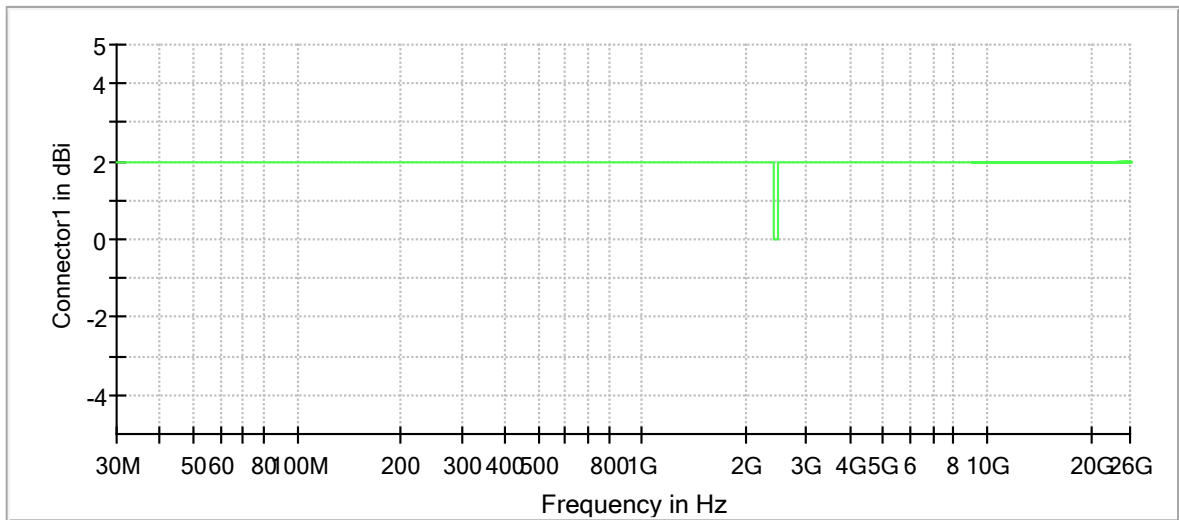
Start Frequency (MHz)	Stop Frequency (MHz)	Pre Measurement	Final Measurement
30.000000	2400.000000	1	1
2400.000000	2483.500000	1	1
2483.500000	26000.000000	1	1

Spurious



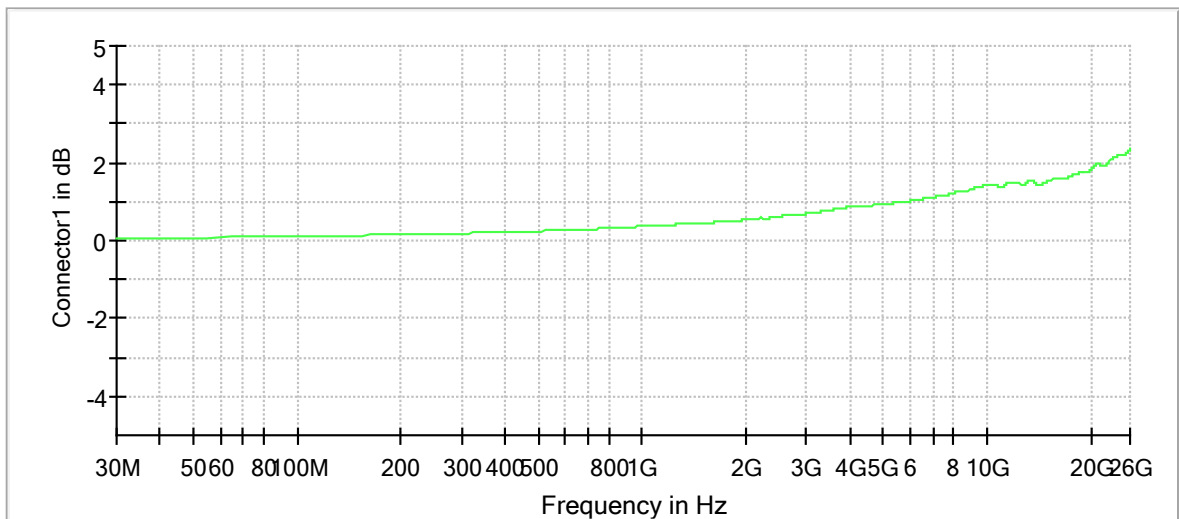
— Limit    — Sum Level    - - - Threshold    × Critical    × Final Critical

Gain



Connector1

Attenuation



Connector1

### Pre Measurement 1

Setting	Instrument Value	Target Value
RBW	100.000 kHz	<= 100.000 kHz
VBW	300.000 kHz	>= 300.000 kHz
SweepPoints	238	~ 238
SweepTime	23.700 ms	AUTO
Reference Level	-10.000 dBm	-30.000 dBm
Attenuation	20.000 dB	AUTO
Detector	MaxPeak	MaxPeak
SweepCount	3	3
Filter	3 dB	3 dB
Trace Mode	Max Hold	Max Hold
Sweeptype	Sweep	AUTO
Preamp	off	off
Stablemode	Trace	Trace
Stablevalue	0.50 dB	0.50 dB
Run	15 / max. 40	max. 40
Stable	3 / 3	3
Max Stable Difference	0.00 dB	0.50 dB

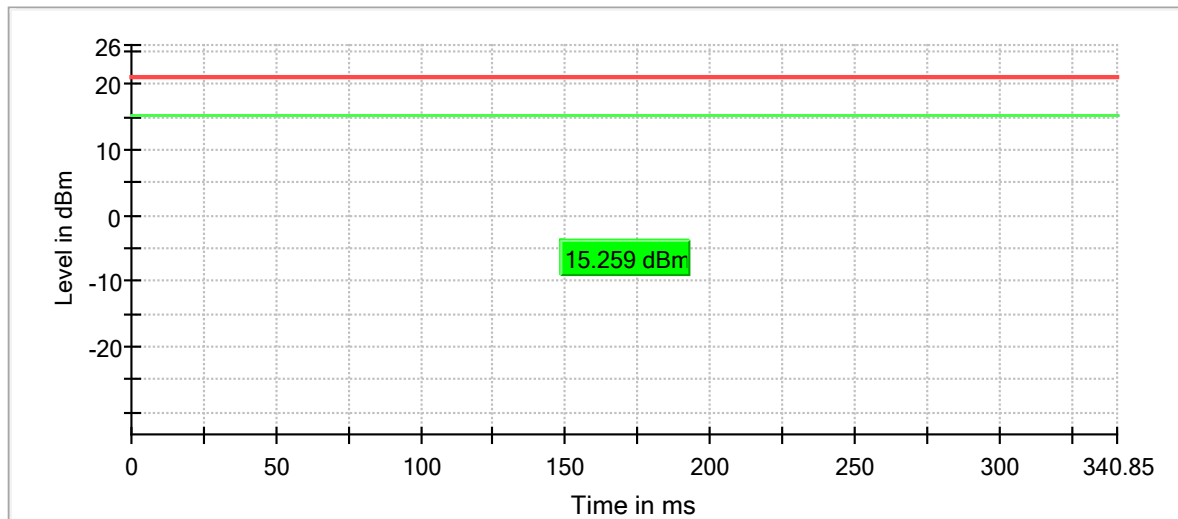


## RF output power (2475 MHz; 20.000 dBm; 3 MHz; Test Mode)

### Result

DUT Frequency (MHz)	Gated RMS (dBm)	Limit Max (dBm)	Gated EIRP (dBm)	DutyCycle (%)	Result
2475.000000	15.3	21.0	15.3	34.271	PASS

Gated Trace



— Gated Trace    — Overall    — Limit

### OSP PowerMeter settings

Setting	Instrument Value	Target Value
Measurement Time	1.000 s	1.000 s
Points	1000000	1000000
Time resolution	1.000 $\mu$ s	1.000 $\mu$ s

## Emission Bandwidth 20 dB (2475 MHz; 20.000 dBm; 3 MHz; Test Mode)

Customized settings.

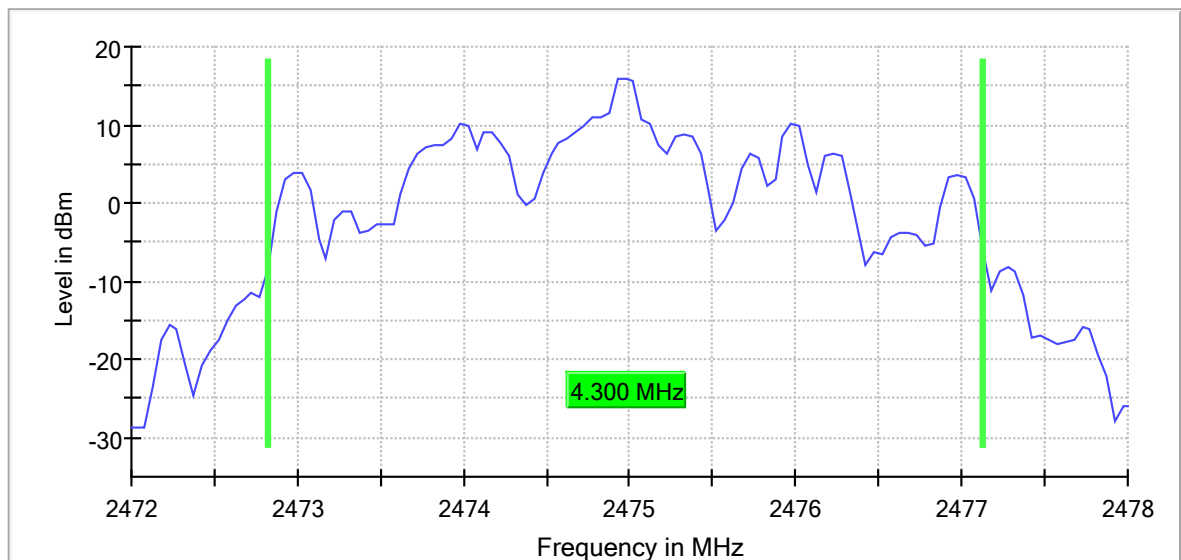
### 20 dB Bandwidth

DUT Frequency (MHz)	Bandwidth (MHz)	Limit Min (MHz)	Limit Max (MHz)	Band Edge Left (MHz)	Band Edge Right (MHz)
2475.000000	4.300000	---	---	2472.825000	2477.125000

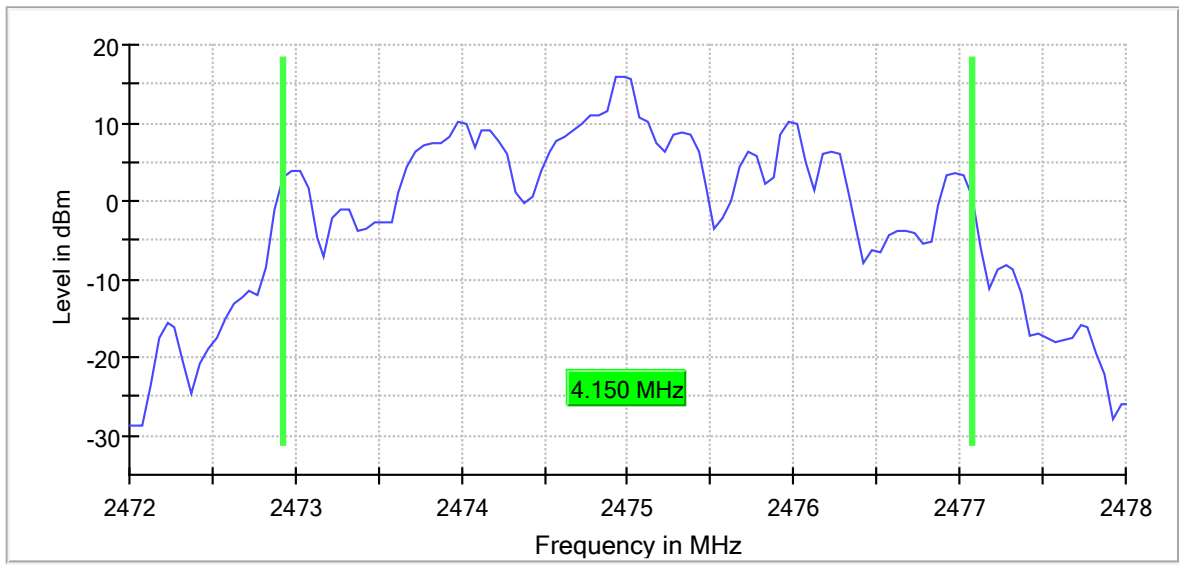
(continuation of the "20 dB Bandwidth" table from column 6 ...)

DUT Frequency (MHz)	Max Level (dBm)	Result
2475.000000	16.0	PASS

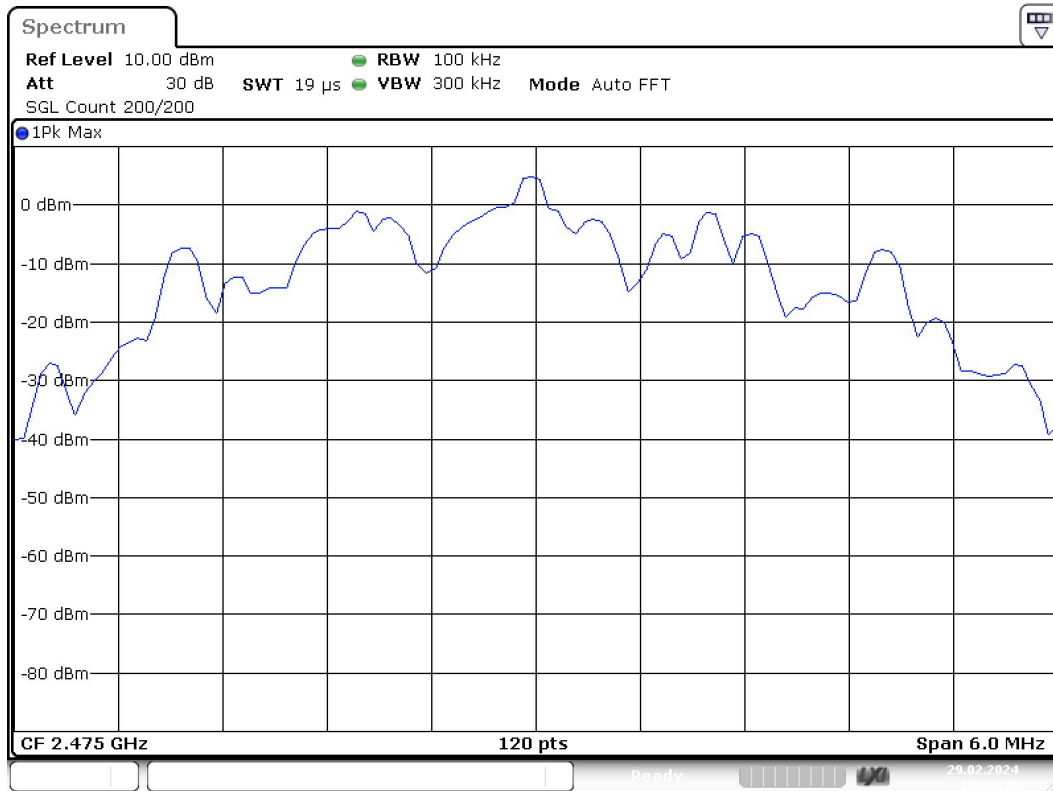
20 dB Bandwidth



99 % Bandwidth



Bandwidth



Date: 29.FEB.2024 10:30:40

## Measurement

Setting	Instrument Value	Target Value
Start Frequency	2.47200 GHz	2.47200 GHz
Stop Frequency	2.47800 GHz	2.47800 GHz
Span	6.000 MHz	6.000 MHz
RBW	100.000 kHz	>= 100.000 kHz
VBW	300.000 kHz	>= 300.000 kHz
SweepPoints	120	~ 120
SweepTime	18.984 µs	AUTO
Reference Level	10.000 dBm	10.000 dBm
Attenuation	30.000 dB	AUTO
Detector	MaxPeak	MaxPeak
SweepCount	200	200
Filter	3 dB	3 dB
Trace Mode	Max Hold	Max Hold
SweepType	FFT	AUTO
Preamp	off	off
Stablemode	Trace	Trace
Stablevalue	0.50 dB	0.50 dB
Run	1 / max. 1	max. 1
Stable	0 / 1	1
Max Stable Difference	0.00 dB	0.50 dB



## Band Edge high (2475 MHz; 20.000 dBm; 3 MHz; Test Mode)

### Result

DUT Frequency (MHz)	Result
2475.000000	PASS

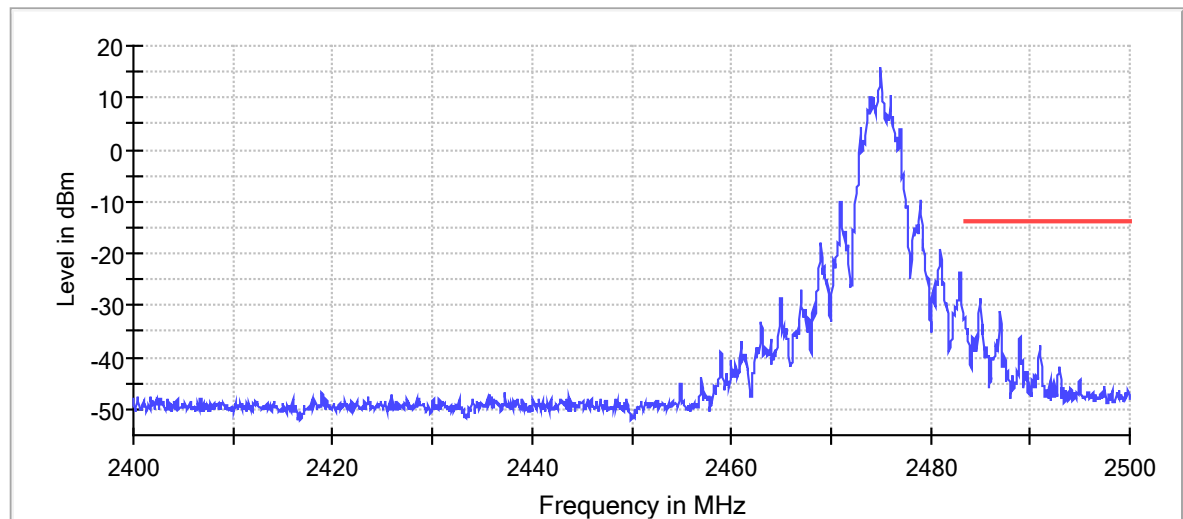
### Inband Peak

Frequency (MHz)	Level (dBm)
2474.975000	16.0

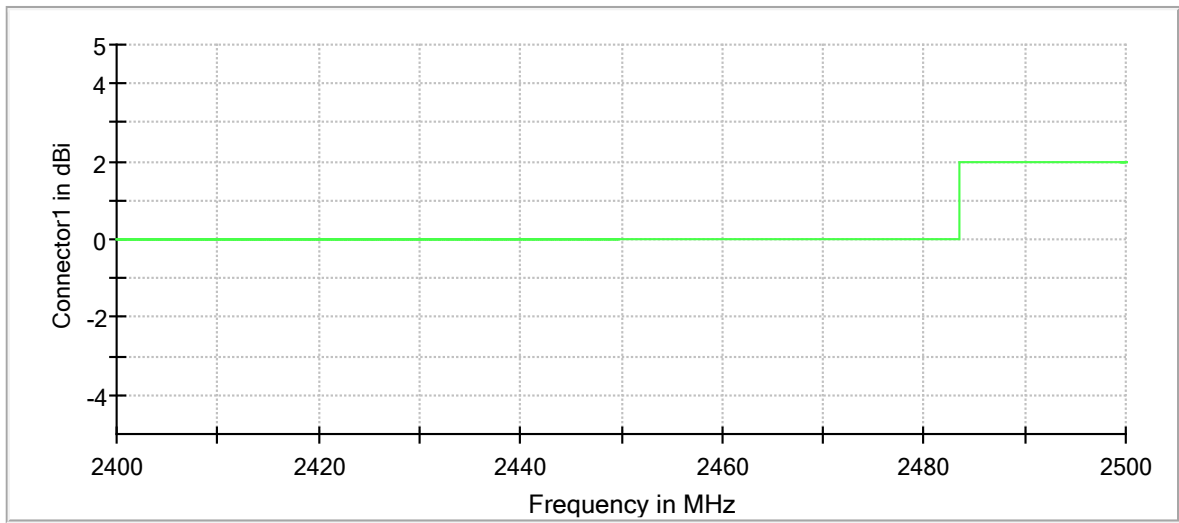
### Measurements

Frequency (MHz)	Level (dBm)	Margin (dB)	Limit (dBm)	Result
2484.975000	-28.6	14.6	-14.0	PASS
2485.025000	-28.8	14.8	-14.0	PASS
2484.925000	-29.3	15.3	-14.0	PASS
2485.075000	-30.4	16.4	-14.0	PASS
2486.975000	-31.0	17.0	-14.0	PASS
2487.025000	-31.2	17.2	-14.0	PASS
2484.825000	-31.3	17.3	-14.0	PASS
2484.875000	-31.4	17.4	-14.0	PASS
2486.925000	-31.8	17.8	-14.0	PASS
2483.525000	-32.6	18.6	-14.0	PASS
2484.775000	-32.7	18.7	-14.0	PASS
2485.275000	-33.4	19.4	-14.0	PASS
2485.225000	-33.4	19.4	-14.0	PASS
2487.075000	-33.7	19.7	-14.0	PASS
2485.125000	-34.1	20.1	-14.0	PASS

Band Edge

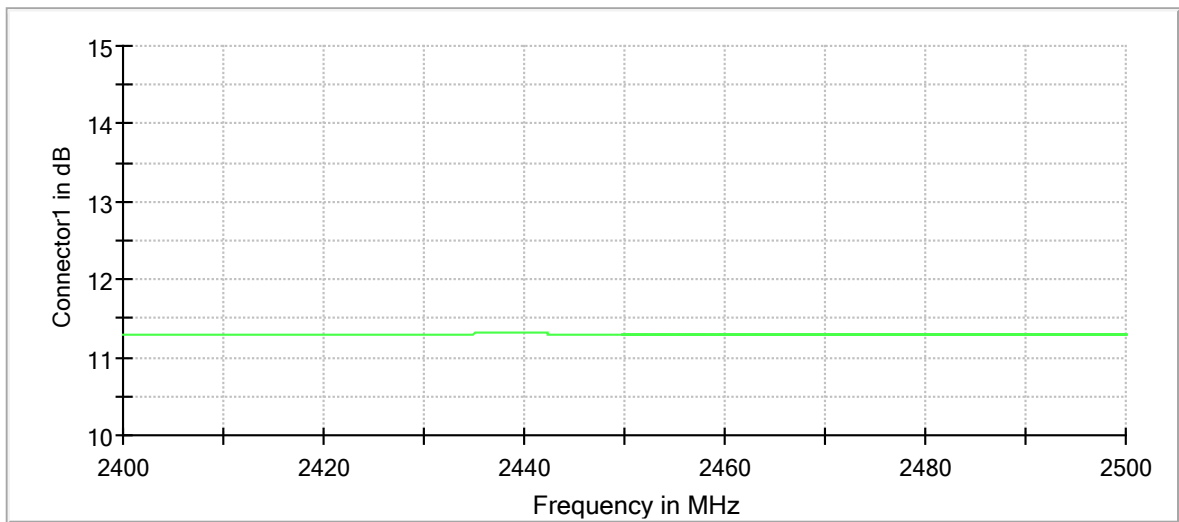


Gain



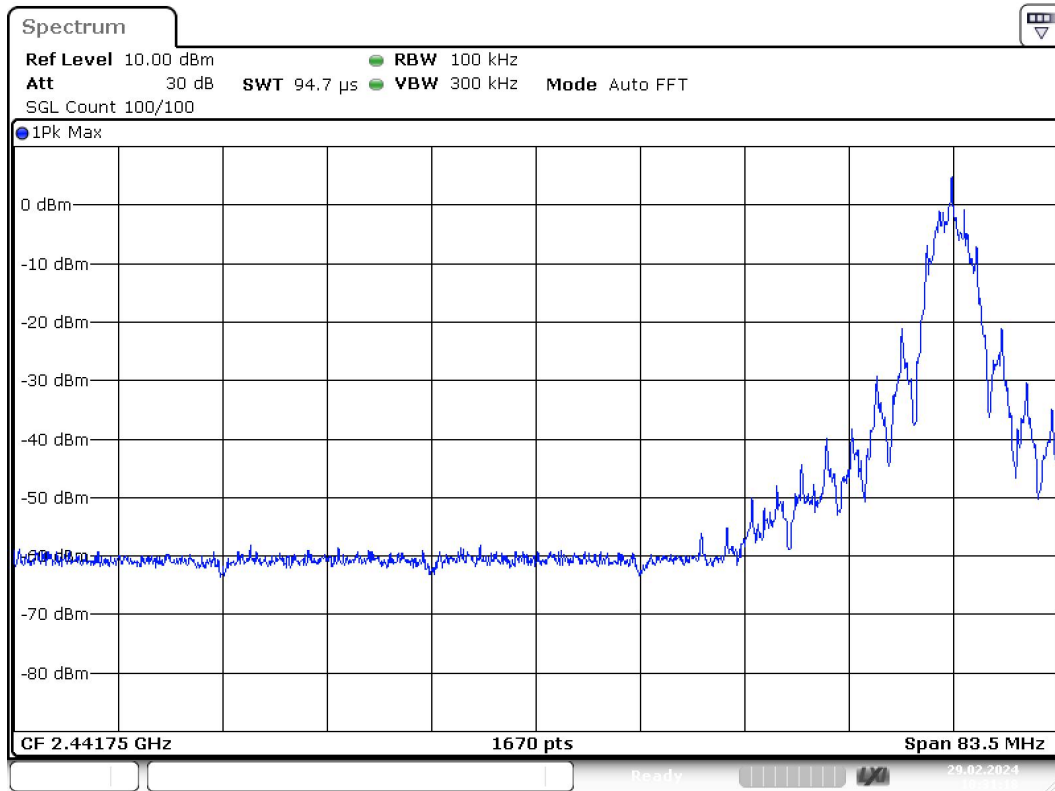
Connector1

Attenuation



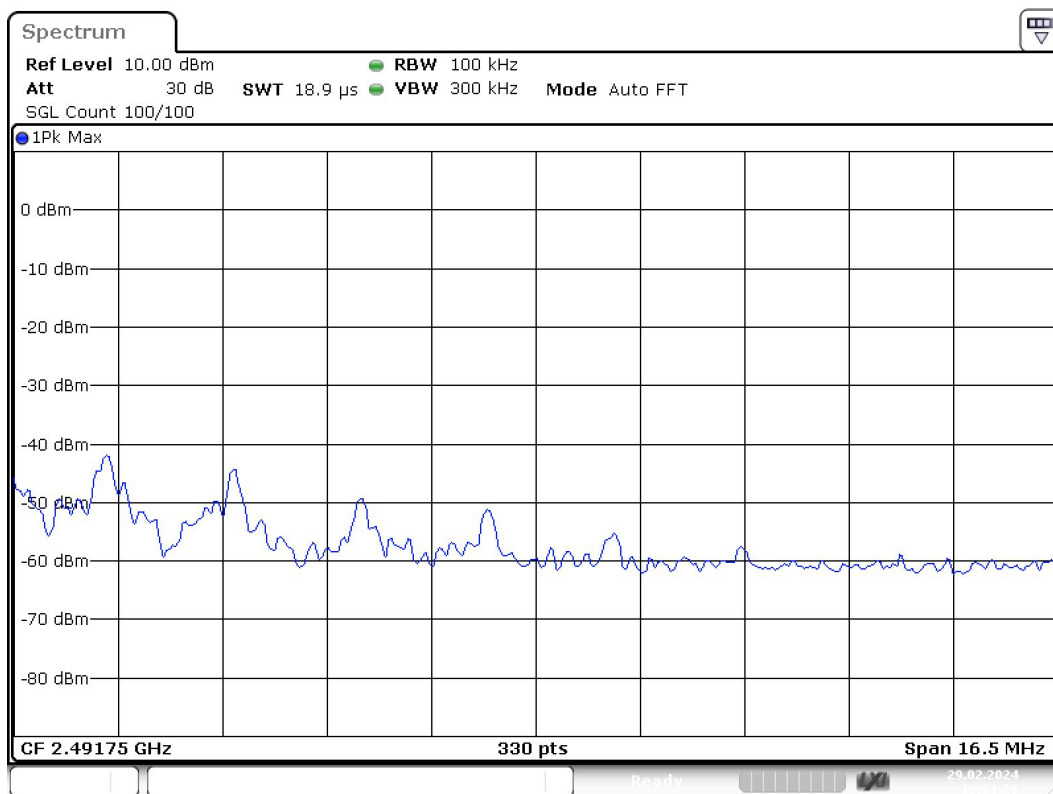
Connector1

Band Edge Connector 1\_0



Date: 29.FEB.2024 10:31:16

### Band Edge Connector 1\_1



Date: 29.FEB.2024 10:31:28

### Measurement 1

Setting	Instrument Value	Target Value
Start Frequency	2.40000 GHz	2.40000 GHz
Stop Frequency	2.48350 GHz	2.48350 GHz
Span	83.500 MHz	83.500 MHz
RBW	100.000 kHz	<= 100.000 kHz
VBW	300.000 kHz	>= 300.000 kHz
SweepPoints	1670	~ 1670
Sweptime	94.727 μs	AUTO
Reference Level	10.000 dBm	10.000 dBm
Attenuation	30.000 dB	AUTO
Detector	MaxPeak	MaxPeak
SweepCount	100	100
Filter	3 dB	3 dB
Trace Mode	Max Hold	Max Hold
SweepType	FFT	AUTO
Preamp	off	off
Stablemode	Trace	Trace
Stablevalue	0.50 dB	0.50 dB
Run	20 / max. 150	max. 150
Stable	3 / 3	3
Max Stable Difference	0.00 dB	0.50 dB

### Measurement 2

Setting	Instrument Value	Target Value
Start Frequency	2.48350 GHz	2.48350 GHz
Stop Frequency	2.50000 GHz	2.50000 GHz
Span	16.500 MHz	16.500 MHz
RBW	100.000 kHz	<= 100.000 kHz
VBW	300.000 kHz	>= 300.000 kHz

<b>SweepPoints</b>	<b>330</b>	<b>~ 330</b>
<b>Sweeptime</b>	<b>18.945 µs</b>	<b>AUTO</b>
<b>Reference Level</b>	<b>10.000 dBm</b>	<b>10.000 dBm</b>
<b>Attenuation</b>	<b>30.000 dB</b>	<b>AUTO</b>
<b>Detector</b>	<b>MaxPeak</b>	<b>MaxPeak</b>
<b>SweepCount</b>	<b>100</b>	<b>100</b>
<b>Filter</b>	<b>3 dB</b>	<b>3 dB</b>
<b>Trace Mode</b>	<b>Max Hold</b>	<b>Max Hold</b>
<b>SweepType</b>	<b>FFT</b>	<b>AUTO</b>
<b>Preamp</b>	<b>off</b>	<b>off</b>
<b>Stablemode</b>	<b>Trace</b>	<b>Trace</b>
<b>Stablevalue</b>	<b>0.50 dB</b>	<b>0.50 dB</b>
<b>Run</b>	<b>9 / max. 150</b>	<b>max. 150</b>
<b>Stable</b>	<b>3 / 3</b>	<b>3</b>
<b>Max Stable Difference</b>	<b>0.00 dB</b>	<b>0.50 dB</b>

## Tx Spurious Emission (2475 MHz; 20.000 dBm; 3 MHz; Test Mode)

### Result

DUT Frequency (MHz)	Result
2475.000000	PASS

### Final measurements

Frequency (MHz)	Level Pre Measurement (dBm)	level (dBm)	Limit (dBm)	Margin (dB)	Result
---	---	---	---	---	---

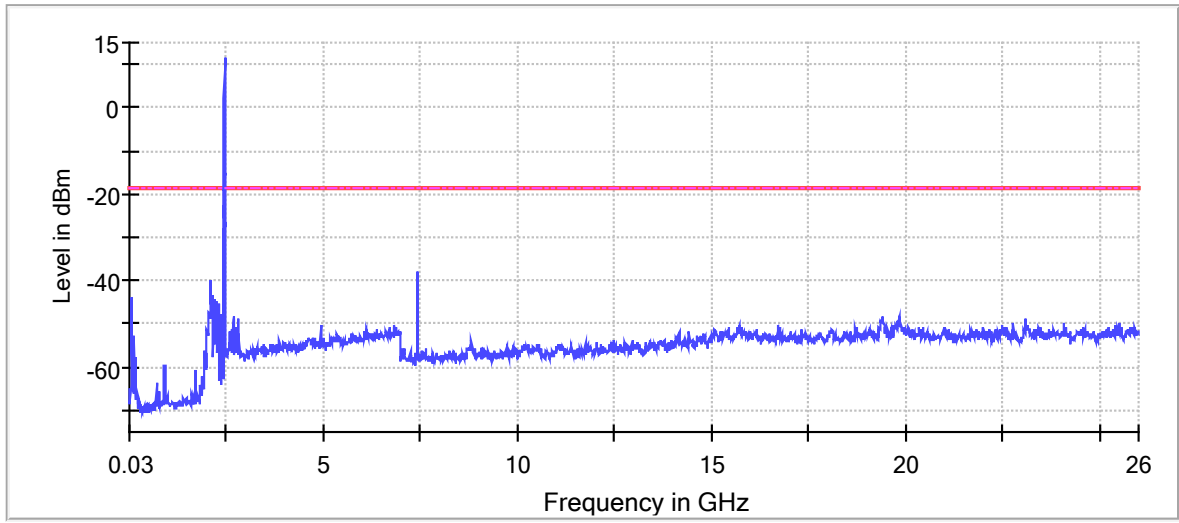
### Pre Measurements

Frequency (MHz)	Level (dBm)	Margin (dB)	Limit (dBm)
2488.497131	-29.4	11.0	-18.4
7425.662877	-38.0	19.6	-18.4
2126.155462	-39.8	21.4	-18.4
2185.903361	-43.2	24.8	-18.4
2116.197479	-44.0	25.5	-18.4
94.726891	-44.0	25.6	-18.4
2215.777311	-44.5	26.1	-18.4
2175.945378	-44.6	26.1	-18.4
2255.609244	-44.7	26.3	-18.4
2156.029412	-45.0	26.6	-18.4
2136.113445	-45.3	26.8	-18.4
2235.693277	-45.4	26.9	-18.4
2345.231092	-45.5	27.1	-18.4
2265.567227	-45.7	27.2	-18.4
2146.071429	-46.2	27.8	-18.4

### Measurement Settings

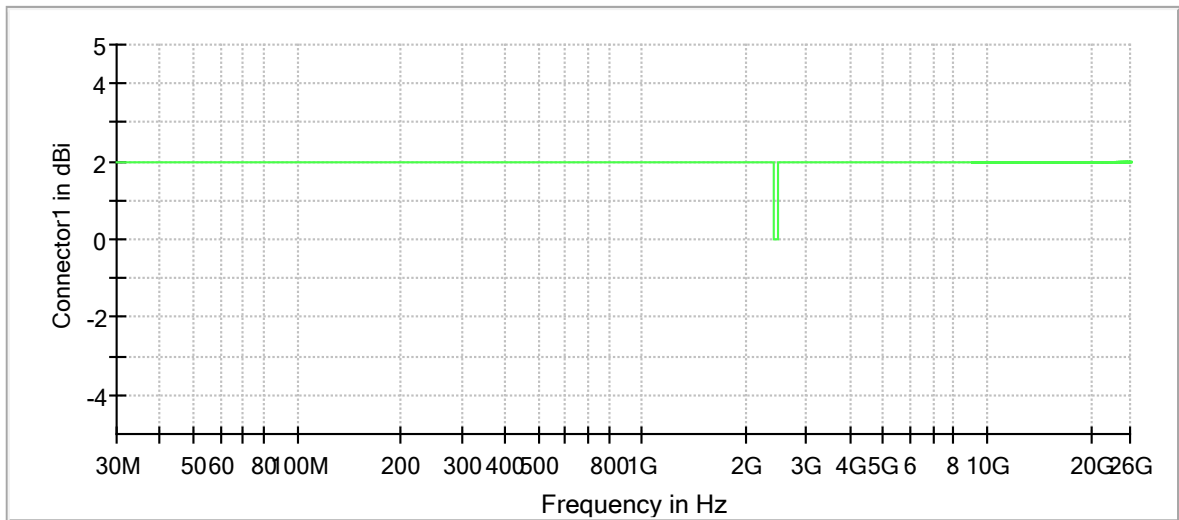
Start Frequency (MHz)	Stop Frequency (MHz)	Pre Measurement	Final Measurement
30.000000	2400.000000	1	1
2400.000000	2483.500000	1	1
2483.500000	26000.000000	1	1

Spurious



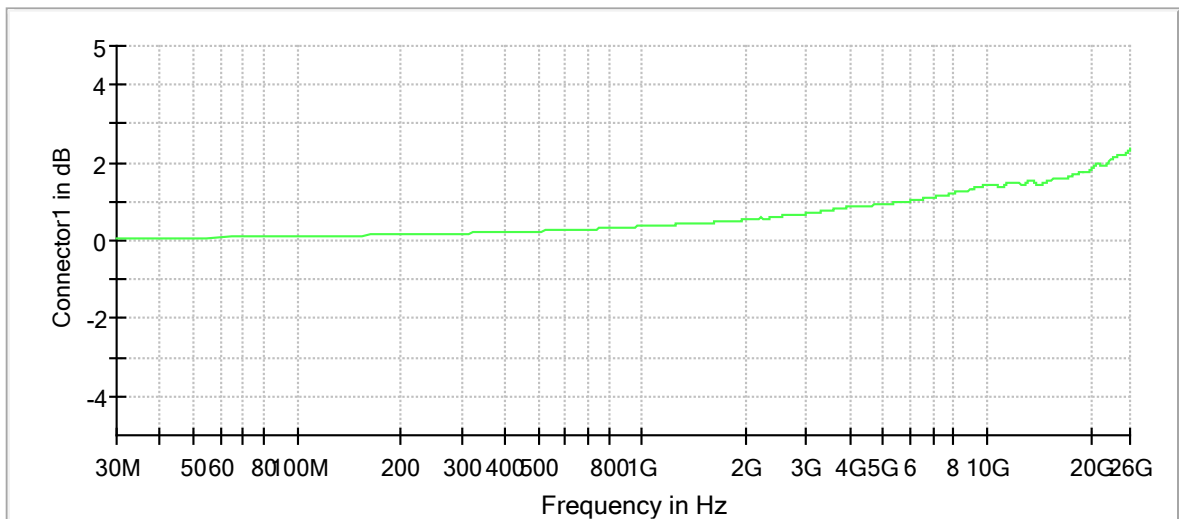
— Limit    — Sum Level    - - - Threshold    × Critical    × Final Critical

Gain



Connector1

Attenuation



Connector1

### Pre Measurement 1

Setting	Instrument Value	Target Value
RBW	100.000 kHz	<= 100.000 kHz
VBW	300.000 kHz	>= 300.000 kHz
SweepPoints	238	~ 238
Sweeptime	23.700 ms	AUTO
Reference Level	-10.000 dBm	-30.000 dBm
Attenuation	20.000 dB	AUTO
Detector	MaxPeak	MaxPeak
SweepCount	3	3
Filter	3 dB	3 dB
Trace Mode	Max Hold	Max Hold
Sweeptype	Sweep	AUTO
Preamp	off	off
Stablemode	Trace	Trace
Stablevalue	0.50 dB	0.50 dB
Run	15 / max. 40	max. 40
Stable	3 / 3	3
Max Stable Difference	0.00 dB	0.50 dB



