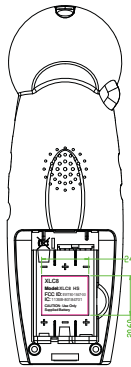


XLC8 LABEL ARTWORK

(Updated on Feb 19,2020)



ALC8
Model: XLC8 HS
ZCC 40 (max. output)
ECC 40 (max. output)
ECC 40 (max. output)
ECC 40 (max. output)

ALC8-GD0
Model: XLC8-GD0
ZCC 40 (max. output)
ECC 40 (max. output)
ECC 40 (max. output)
ECC 40 (max. output)

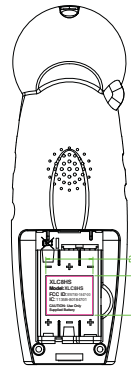
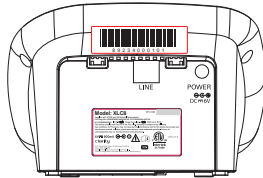
HS LBL
Size= 24L X 20W MM,R=0.5 MM
50# white matte UL approved PET



BS SN LBL
Size=50x14mm



BS UL LBL
Size= 46L X 24W MM,R=0.5 MM
50# white matte UL approved PET



ALC8HS
Model: XLC8HS
ZCC 40 (max. output)
ECC 40 (max. output)
ECC 40 (max. output)
ECC 40 (max. output)

HS LBL
Size= 24L X 20W MM,R=0.5 MM
50# white matte UL approved PET



CH SN LBL
Size=50x14mm



CH LBL
Size= 46L X 24W MM
50# white matte UL approved PET

