
APPENDIX 3: Photographs of test setup

Conducted emission

Internal Antenna



External Antenna



UL Japan, Inc.

Shonan EMC Lab.


1-22-3 Megumigaoka, Hiratsuka-shi, Kanagawa-ken, 259-1220 JAPAN

Telephone : +81 463 50 6400


Facsimile : +81 463 50 6401

Radiated emission

Internal Antenna




External Antenna





Front

Rear (below 1GHz)



Rear (above 1GHz)



UL Japan, Inc.

Shonan EMC Lab.

1-22-3 Megumigaoka, Hiratsuka-shi, Kanagawa-ken, 259-1220 JAPAN

Telephone : +81 463 50 6400

Facsimile : +81 463 50 6401

Pre-check of the worst position

Internal Antenna

X-axis



Y-axis



Z-axis



UL Japan, Inc.

Shonan EMC Lab.


1-22-3 Megumigaoka, Hiratsuka-shi, Kanagawa-ken, 259-1220 JAPAN

Telephone : +81 463 50 6400

Facsimile : +81 463 50 6401

External Antenna


Antenna
X-axis



Module
X-axis




Y-axis



Y-axis



Z-axis



Z-axis



END OF REPORT

UL Japan, Inc.

Shonan EMC Lab.

1-22-3 Megumigaoka, Hiratsuka-shi, Kanagawa-ken, 259-1220 JAPAN

Telephone : +81 463 50 6400

Facsimile : +81 463 50 6401