



## 11. SETUP PHOTOS

### ANTENNA PORT CONDUCTED RF MEASUREMENT SETUP




**RADIATED RF MEASUREMENT SETUP**







**RADIATED RF MEASUREMENT SETUP FOR PORTABLE CONFIGURATION**





Y-AXIS FRONT PHOTO (WORST CASE)





**POWERLINE CONDUCTED EMISSIONS MEASUREMENT SETUP**





**END OF REPORT**