



6. Photographs of test setup


Photograph 1: Set-up for AC Mains Conducted Emission of Transmitter, Front View



Photograph 2: Set-up for AC Mains Conducted Emission of Transmitter, Rear View



Photograph 3: Set-up for Radiated Emission of Transmitter, Front View



Photograph 4: Set-up for Radiated Emission of Transmitter, Rear View



Photograph 5: Set-up for Radiated Emission, EUT Configuration X-Axis



Produkte
Products

Prüfbericht - Nr.:
Test Report No.:

12606802 009

Seite 34 von 36
Page 34 of 36

Photograph 6: Set-up for Radiated Emission, EUT Configuration Y/Z-Axis

