



11. SETUP PHOTOS


ANTENNA PORT CONDUCTED RF MEASUREMENT SETUP




RADIATED RF MEASUREMENT SETUP FOR PORTABLE CONFIGURATION


DIPOLE, 2.21dBi ANYENNA_WORST-CASE CONFIGURATION





INVERTED-F, 2.21dBi ANTENNA_WORST-CASE CONFIGURATION





POWERLINE CONDUCTED EMISSIONS MEASUREMENT SETUP





END OF REPORT