




12. SETUP PHOTOS

12.1. FUNDAMENTAL FIELD (WORST-CASE ORIENTATION INVESTIGATION)








12.2. RADIATED EMISSION BELOW 30 MHz

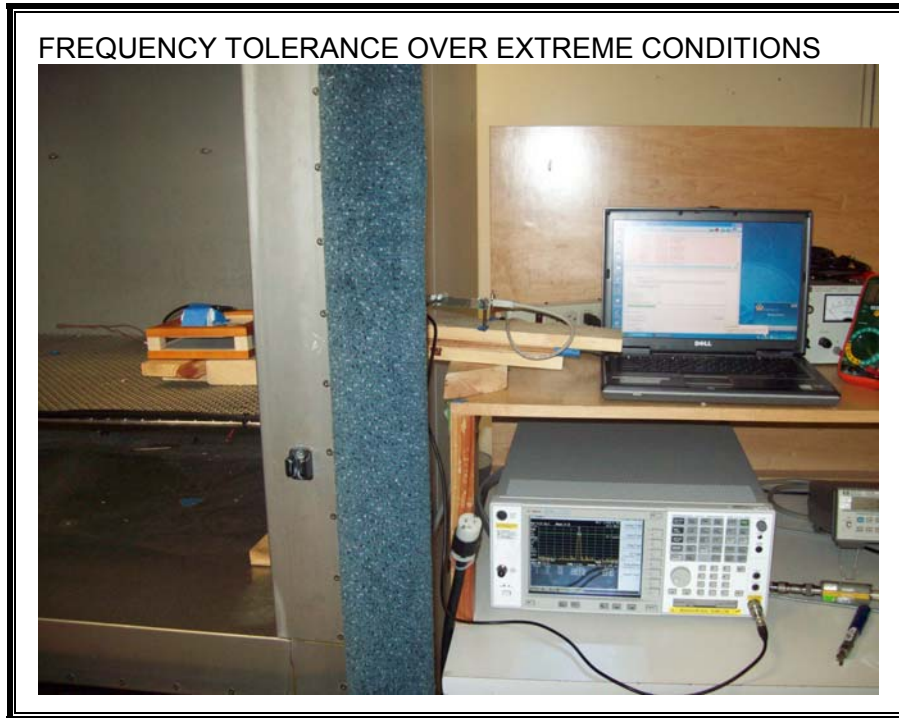


12.3. RADIATED EMISSION ABOVE 30 MHz







12.4. FREQUENCY TOLERANCE OVER EXTREME CONDITIONS



12.5. AC MAINS LINE CONDUCTED EMISSION





END OF REPORT