

Test Laboratory: Compliance Certification Services Inc.

D2450V2-SN 728-Body

DUT: Dipole 2450 MHz; Type: D2450V2; Serial: D2450V2 - SN:728

Communication System: CW2450; Frequency: 2450 MHz; Duty Cycle: 1:1

Medium parameters used: $f = 2450$ MHz; $\sigma = 2.03$ mho/m; $\epsilon_r = 50.8$; $\rho = 1000$ kg/m³

Air Temperature: 24.8 deg C; Liquid Temperature: 23.8 deg C

Phantom section: Flat Section

DASY4 Configuration:

- Probe: EX3DV4 - SN3554; ConvF(6.14, 6.14, 6.14); Calibrated: 11/19/2004
- Sensor-Surface: 4mm (Mechanical Surface Detection) Sensor-Surface: 0mm (Fix Surface)
- Electronics: DAE3 Sn558; Calibrated: 8/24/2004
- Phantom: SAM 34; Type: SAM V4.0; Serial: TP-1150
- Measurement SW: DASY4, V4.4 Build 3; Postprocessing SW: SEMCAD, V1.8 Build 130

Pin=250mW, d=10mm/Area Scan (6x6x1): Measurement grid: dx=15mm, dy=15mm

Maximum value of SAR (measured) = 9.96 mW/g

Pin=250mW, d=10mm/Z Scan (1x1x21): Measurement grid: dx=20mm, dy=20mm, dz=5mm

Maximum value of SAR (measured) = 22.5 mW/g

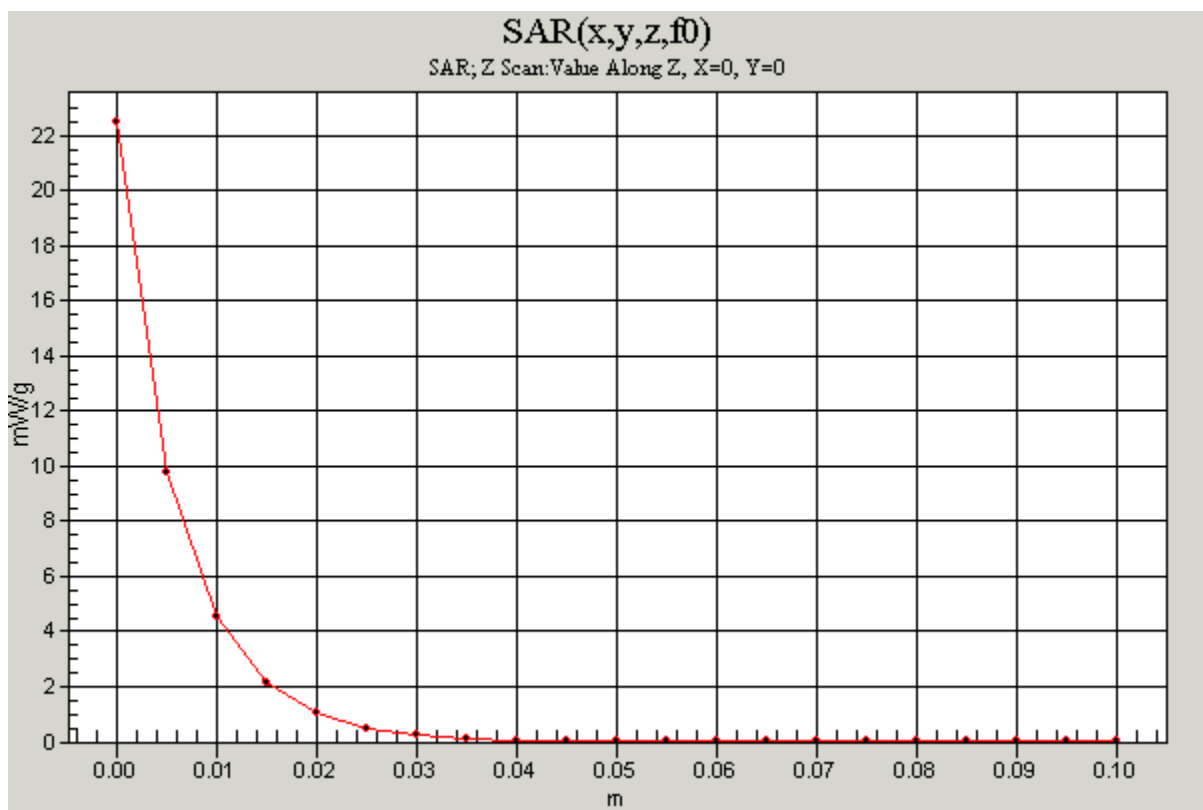
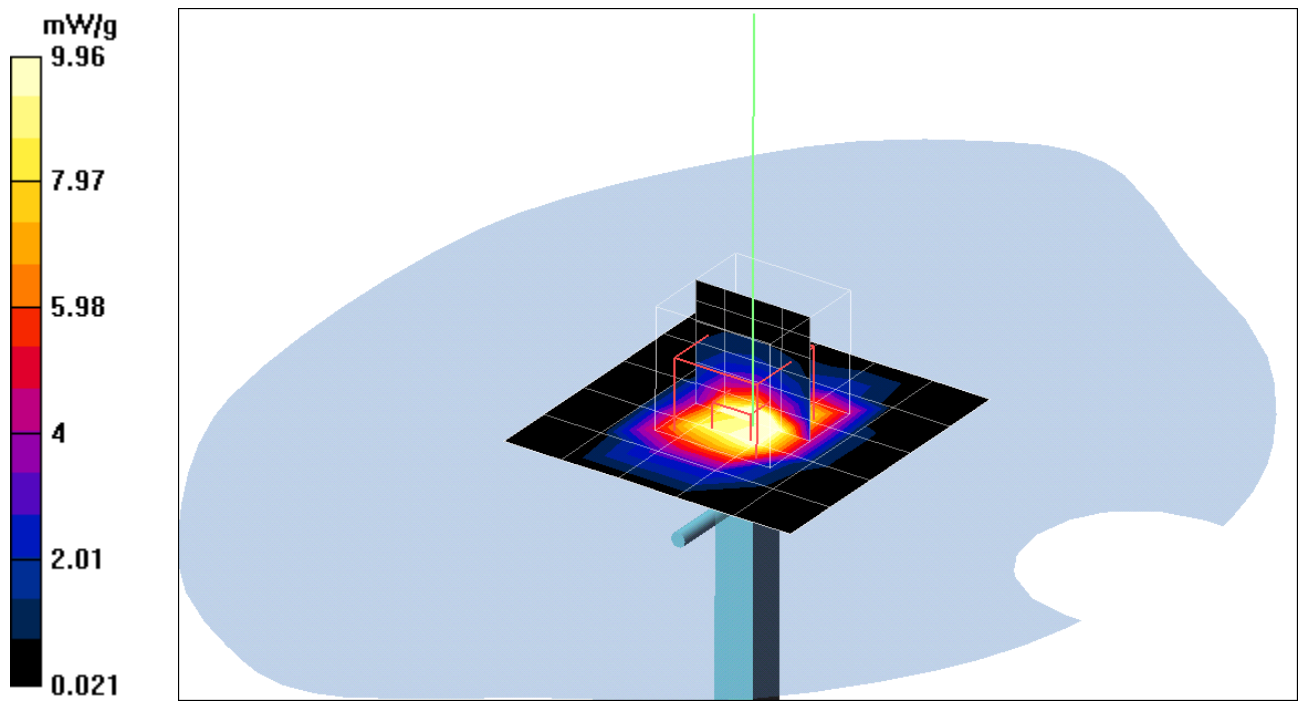
Pin=250mW, d=10mm/Zoom Scan (5x5x7)/Cube 0: Measurement grid: dx=7.5mm, dy=7.5mm, dz=5mm

Reference Value = 87.8 V/m; Power Drift = 0.1 dB

Peak SAR (extrapolated) = 31.8 W/kg

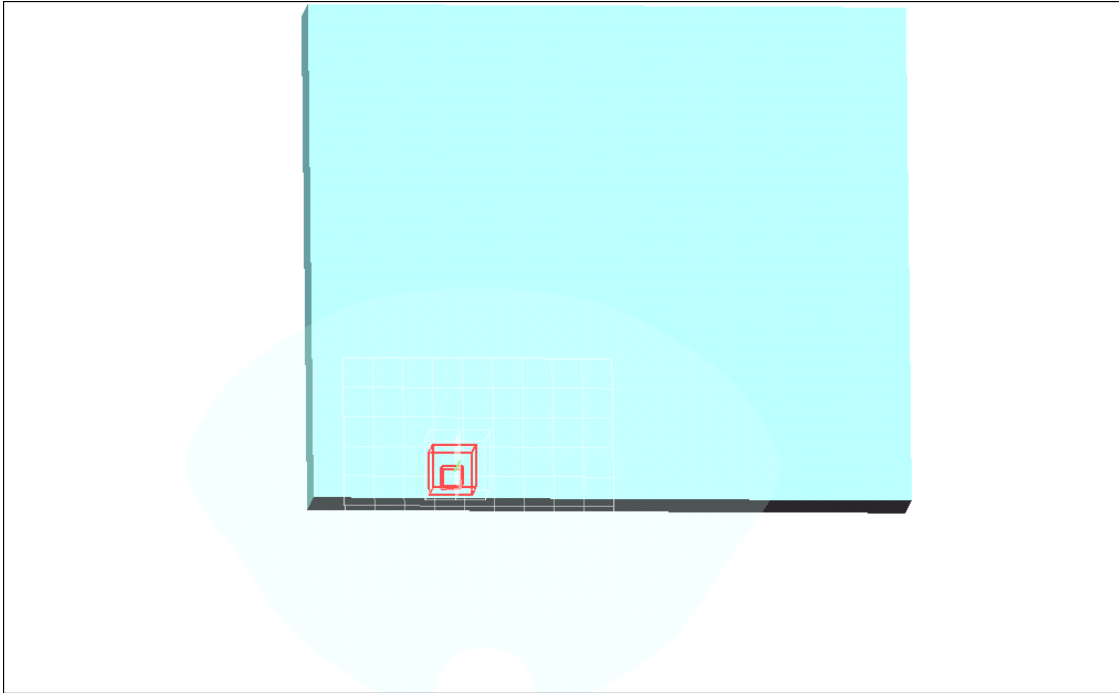
SAR(1 g) = 14 mW/g; SAR(10 g) = 6.1 mW/g

Maximum value of SAR (measured) = 15.8 mW/g



Test Laboratory: Compliance Certification Services Inc.

Test Configuration-1



Test Laboratory: Compliance Certification Services Inc.

802.11b Touch mode Main Ant Panel parallel Phantom

DUT: Notebook PC; Type: T2300; Serial: N/A

Communication System: IEEE 802.11b WLAN; Frequency: 2437 MHz; Duty Cycle: 1:1

Medium parameters used: $f = 2437$ MHz; $\sigma = 2.03$ mho/m; $\epsilon_r = 50.8$; $\rho = 1000$ kg/m³

Air Temperature: 24.8 deg C; Liquid Temperature: 23.8 deg C

Phantom section: Flat Section

DASY4 Configuration:

- Probe: EX3DV4 - SN3554; ConvF(6.14, 6.14, 6.14); Calibrated: 11/19/2004
- Sensor-Surface: 4mm (Mechanical Surface Detection)
- Electronics: DAE3 Sn558; Calibrated: 8/24/2004
- Phantom: SAM 34; Type: SAM V4.0; Serial: TP-1150
- Measurement SW: DASY4, V4.4 Build 3; Postprocessing SW: SEMCAD, V1.8 Build 130

Middle CH Main Ant. Rate=1M bit 0mm 4/Area Scan (9x10x1): Measurement grid: dx=15mm, dy=15mm

Maximum value of SAR (measured) = 0.165 mW/g

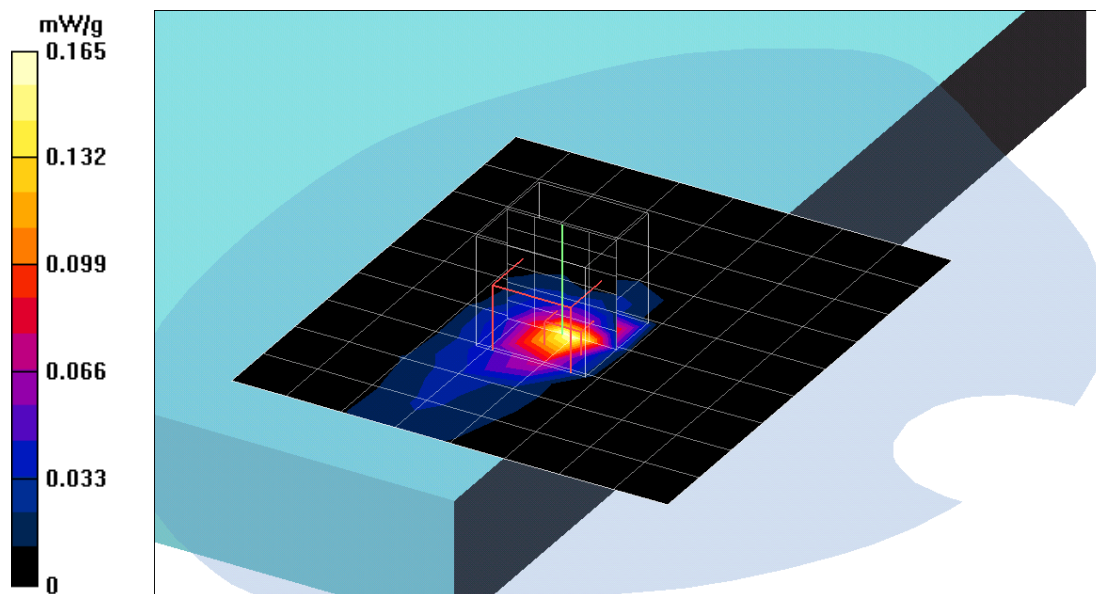
Middle CH Main Ant. Rate=1M bit 0mm 4/Zoom Scan (5x5x7)/Cube 0: Measurement grid: dx=7.5mm, dy=7.5mm, dz=5mm

Reference Value = 3.29 V/m; Power Drift = 0.2 dB

Peak SAR (extrapolated) = 1.43 W/kg

SAR(1 g) = 0.211 mW/g; SAR(10 g) = 0.064 mW/g

Maximum value of SAR (measured) = 0.166 mW/g



Test Laboratory: Compliance Certification Services Inc.

802.11g Touch mode Main Ant Panel parallel Phantom

DUT: Notebook PC; Type: T2300; Serial: N/A

Communication System: IEEE 802.11g WLAN; Frequency: 2437 MHz; Duty Cycle: 1:1

Medium parameters used: $f = 2437$ MHz; $\sigma = 2.03$ mho/m; $\epsilon_r = 50.8$; $\rho = 1000$ kg/m³

Air Temperature: 24.8 deg C; Liquid Temperature: 23.8 deg C

Phantom section: Flat Section

DASY4 Configuration:

- Probe: EX3DV4 - SN3554; ConvF(6.14, 6.14, 6.14); Calibrated: 11/19/2004
- Sensor-Surface: 4mm (Mechanical Surface Detection)
- Electronics: DAE3 Sn558; Calibrated: 8/24/2004
- Phantom: SAM 34; Type: SAM V4.0; Serial: TP-1150
- Measurement SW: DASY4, V4.4 Build 3; Postprocessing SW: SEMCAD, V1.8 Build 130

Middle CH Main Ant. Rate=6M bit 0mm/Area Scan (8x10x1): Measurement grid: dx=15mm, dy=15mm

Maximum value of SAR (measured) = 0.063 mW/g

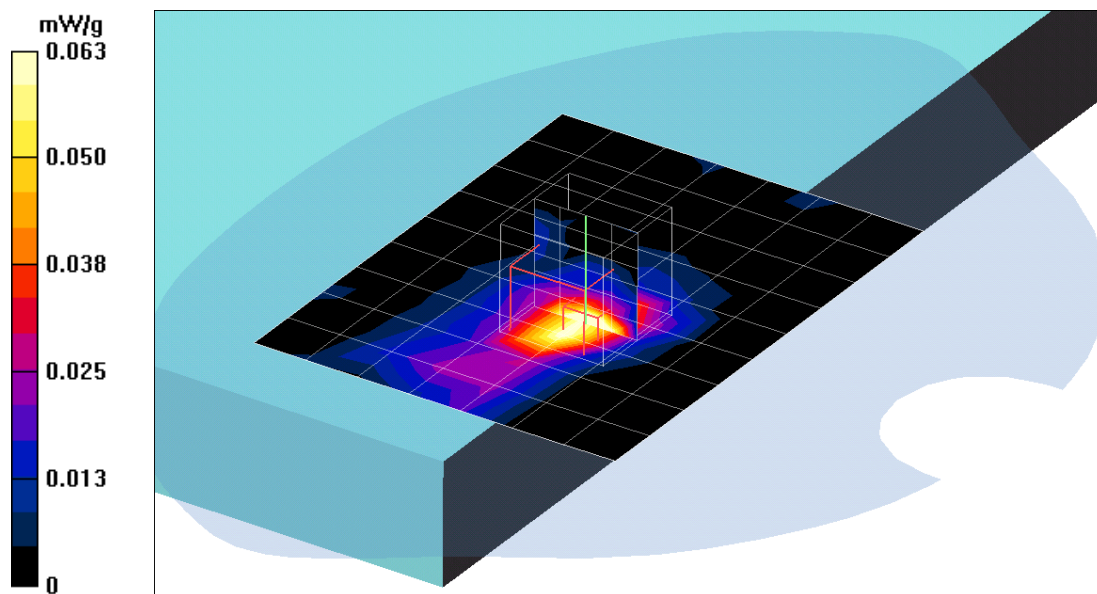
Middle CH Main Ant. Rate=6M bit 0mm/Zoom Scan (5x5x7)/Cube 0: Measurement grid: dx=7.5mm, dy=7.5mm, dz=5mm

Reference Value = 3.69 V/m; Power Drift = -0.2 dB

Peak SAR (extrapolated) = 2.74 W/kg

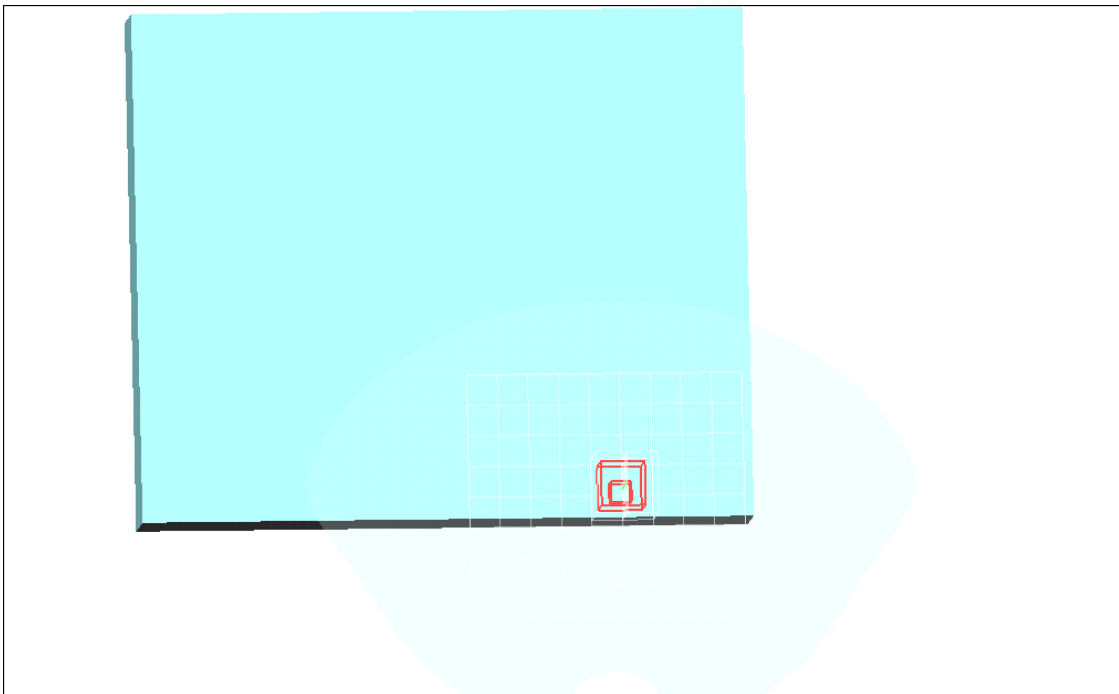
SAR(1 g) = 0.164 mW/g; SAR(10 g) = 0.043 mW/g

Maximum value of SAR (measured) = 0.093 mW/g



Test Laboratory: Compliance Certification Services Inc.

Test Configuration-2



Test Laboratory: Compliance Certification Services Inc.

802.11b Touch mode Aux Ant Panel parallel Phantom

DUT: Notebook PC; Type: T2300; Serial: N/A

Communication System: IEEE 802.11b WLAN; Frequency: 2437 MHz; Duty Cycle: 1:1

Medium parameters used: $f = 2437$ MHz; $\sigma = 2.03$ mho/m; $\epsilon_r = 50.8$; $\rho = 1000$ kg/m³

Air Temperature: 24.8 deg C; Liquid Temperature: 23.8 deg C

Phantom section: Flat Section

DASY4 Configuration:

- Probe: EX3DV4 - SN3554; ConvF(6.14, 6.14, 6.14); Calibrated: 11/19/2004
- Sensor-Surface: 4mm (Mechanical Surface Detection) Sensor-Surface: 0mm (Fix Surface)
- Electronics: DAE3 Sn558; Calibrated: 8/24/2004
- Phantom: SAM 34; Type: SAM V4.0; Serial: TP-1150
- Measurement SW: DASY4, V4.4 Build 3; Postprocessing SW: SEMCAD, V1.8 Build 130

Middle CH Rate=1M bit 0mm/Area Scan (8x10x1): Measurement grid:

dx=15mm, dy=15mm

Maximum value of SAR (measured) = 0.233 mW/g

Middle CH Rate=1M bit 0mm/Z Scan (1x1x21): Measurement grid: dx=20mm,

dy=20mm, dz=5mm

Maximum value of SAR (measured) = 0.408 mW/g

Middle CH Rate=1M bit 0mm/Zoom Scan (5x5x7)/Cube 0: Measurement

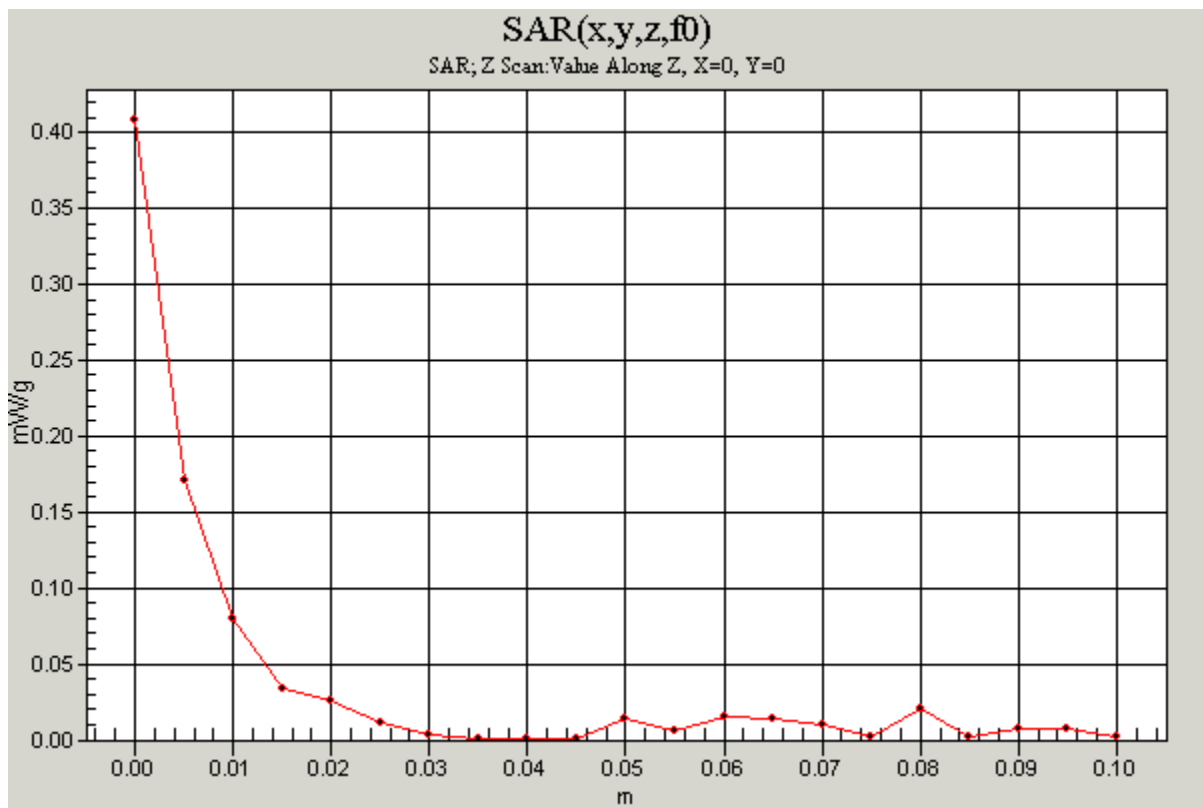
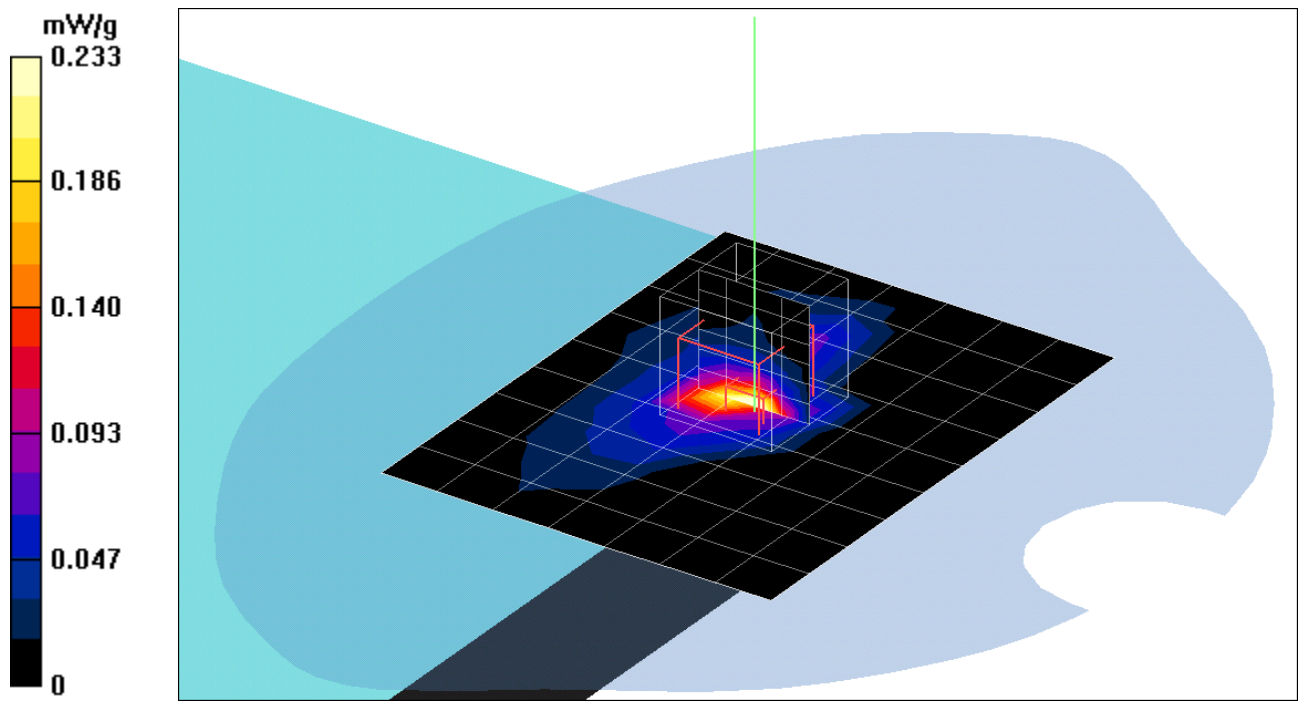
grid: dx=7.5mm, dy=7.5mm, dz=5mm

Reference Value = 10.8 V/m; Power Drift = -0.2 dB

Peak SAR (extrapolated) = 0.636 W/kg

SAR(1 g) = 0.236 mW/g; SAR(10 g) = 0.090 mW/g

Maximum value of SAR (measured) = 0.283 mW/g



Test Laboratory: Compliance Certification Services Inc.

802.11g Touch mode Main Ant Panel parallel Phantom

DUT: Notebook PC; Type: T2300; Serial: N/A

Communication System: IEEE 802.11g WLAN; Frequency: 2437 MHz; Duty Cycle: 1:1

Medium parameters used: $f = 2437$ MHz; $\sigma = 2.03$ mho/m; $\epsilon_r = 50.8$; $\rho = 1000$ kg/m³

Air Temperature: 24.8 deg C; Liquid Temperature: 23.8 deg C

Phantom section: Flat Section

DASY4 Configuration:

- Probe: EX3DV4 - SN3554; ConvF(6.14, 6.14, 6.14); Calibrated: 11/19/2004
- Sensor-Surface: 4mm (Mechanical Surface Detection) Sensor-Surface: 0mm (Fix Surface)
- Electronics: DAE3 Sn558; Calibrated: 8/24/2004
- Phantom: SAM 34; Type: SAM V4.0; Serial: TP-1150
- Measurement SW: DASY4, V4.4 Build 3; Postprocessing SW: SEMCAD, V1.8 Build 130

Middle CH Aux Ant. Rate=6M bit 0mm/Area Scan (8x9x1): Measurement

grid: dx=15mm, dy=15mm

Maximum value of SAR (measured) = 0.195 mW/g

Middle CH Aux Ant. Rate=6M bit 0mm/Z Scan (1x1x21): Measurement grid:

dx=20mm, dy=20mm, dz=5mm

Maximum value of SAR (measured) = 0.311 mW/g

Middle CH Aux Ant. Rate=6M bit 0mm/Zoom Scan (5x5x7)/Cube 0:

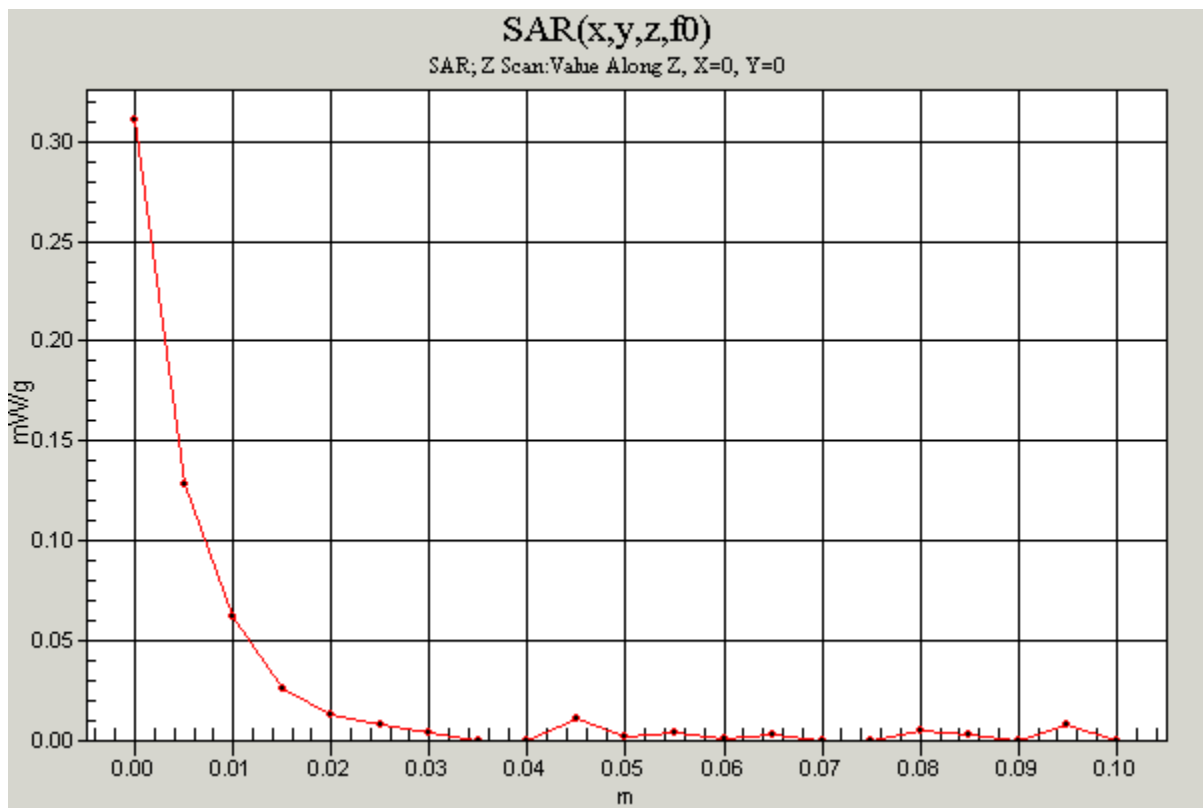
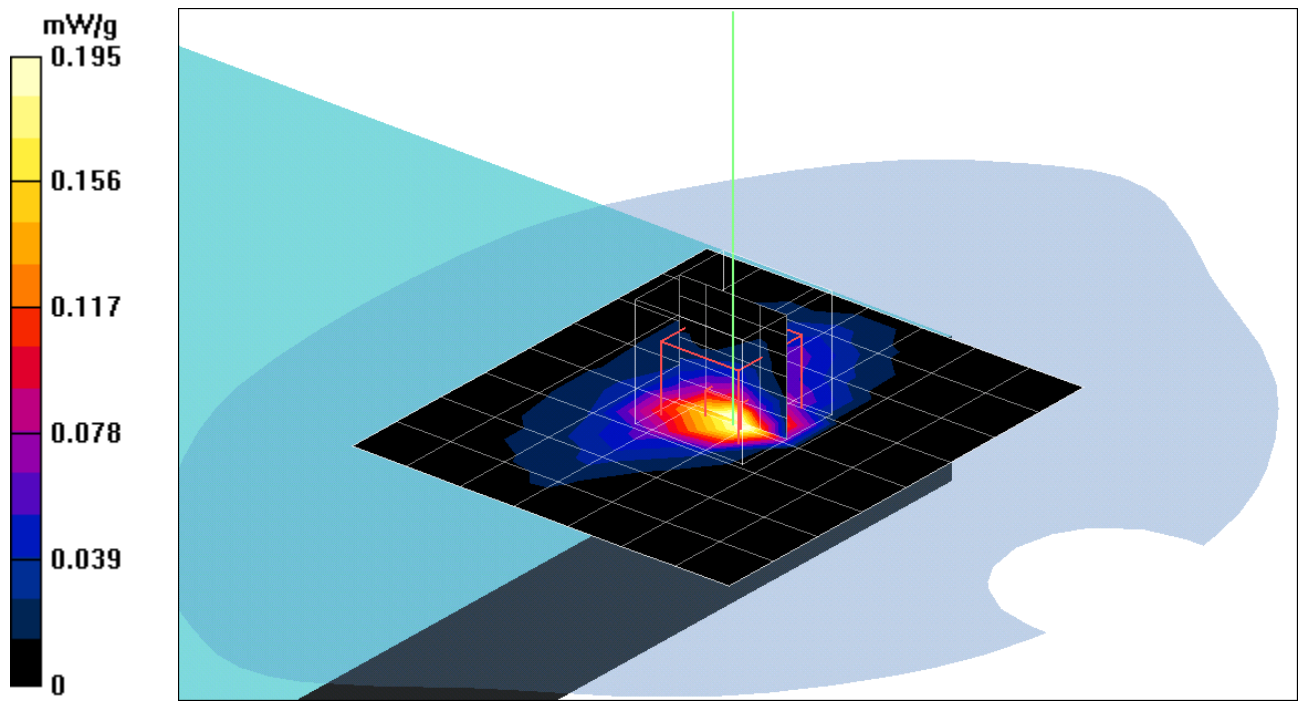
Measurement grid: dx=7.5mm, dy=7.5mm, dz=5mm

Reference Value = 10.3 V/m; Power Drift = -0.2 dB

Peak SAR (extrapolated) = 0.356 W/kg

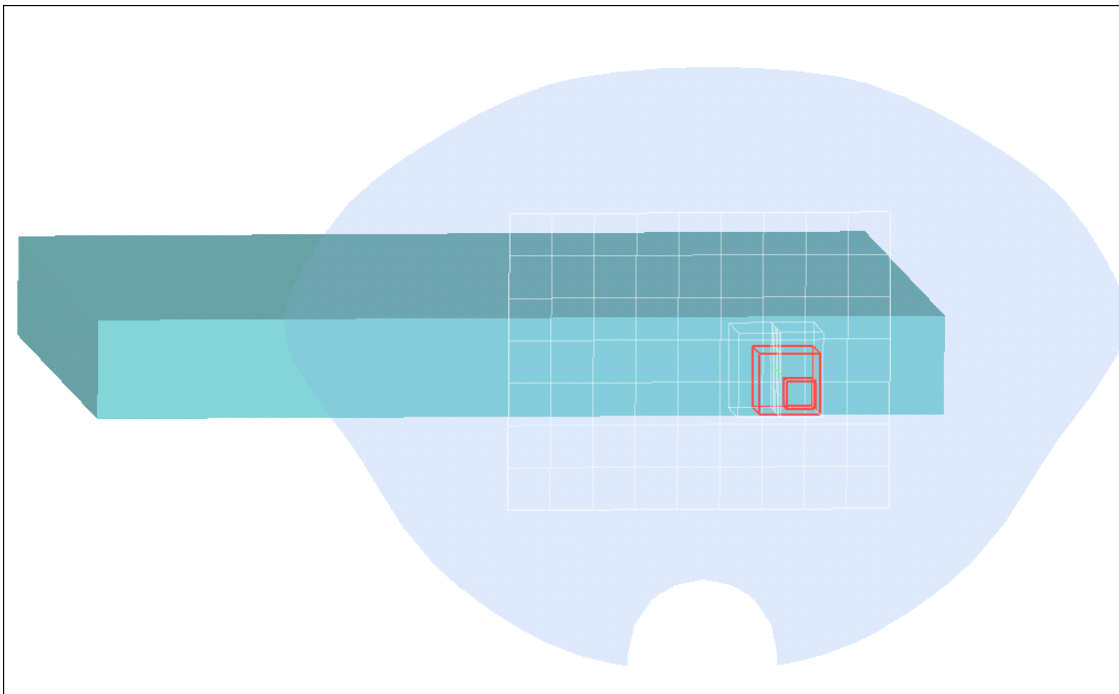
SAR(1 g) = 0.175 mW/g; SAR(10 g) = 0.073 mW/g

Maximum value of SAR (measured) = 0.221 mW/g



Test Laboratory: Compliance Certification Services Inc.

Test Configuration-3



Test Laboratory: Compliance Certification Services Inc.

802.11b Touch mode Panel Top parallel Phantom

DUT: Notebook PC; Type: T2300; Serial: N/A

Communication System: IEEE 802.11b WLAN; Frequency: 2437 MHz; Duty Cycle: 1:1

Medium parameters used: $f = 2437$ MHz; $\sigma = 2.03$ mho/m; $\epsilon_r = 50.8$; $\rho = 1000$ kg/m³

Air Temperature: 24.8 deg C; Liquid Temperature: 23.8 deg C

Phantom section: Flat Section

DASY4 Configuration:

- Probe: EX3DV4 - SN3554; ConvF(6.14, 6.14, 6.14); Calibrated: 11/19/2004
- Sensor-Surface: 4mm (Mechanical Surface Detection)
- Electronics: DAE3 Sn558; Calibrated: 8/24/2004
- Phantom: SAM 34; Type: SAM V4.0; Serial: TP-1150
- Measurement SW: DASY4, V4.4 Build 3; Postprocessing SW: SEMCAD, V1.8 Build 130

Middle CH Main Ant. Rate=1M bit 0mm/Area Scan (8x10x1): Measurement grid: dx=15mm, dy=15mm

Maximum value of SAR (measured) = 0.054 mW/g

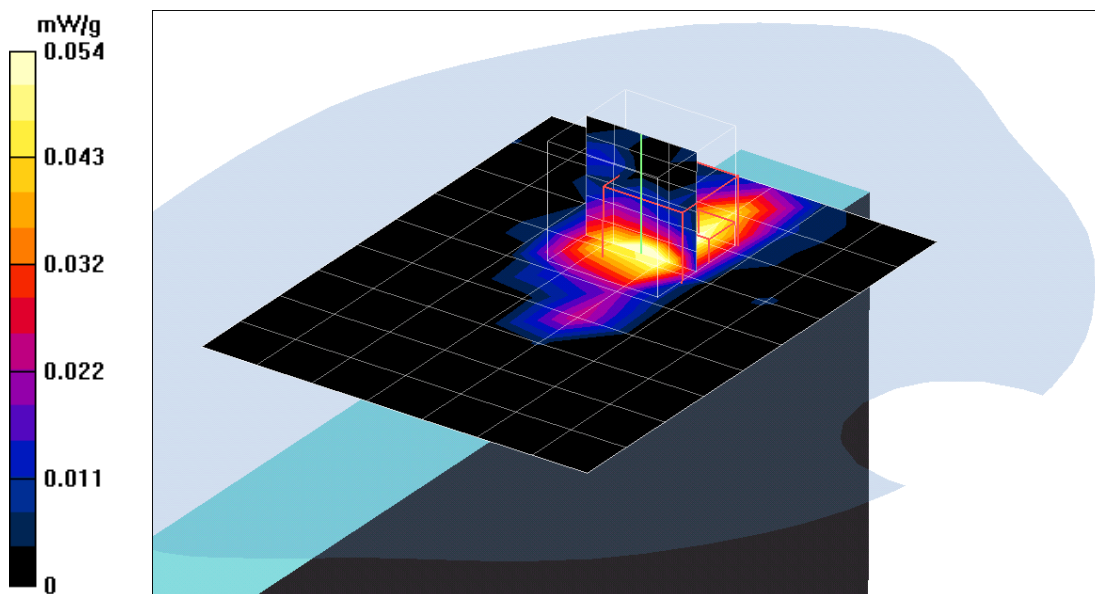
Middle CH Main Ant. Rate=1M bit 0mm/Zoom Scan (5x5x7)/Cube 0: Measurement grid: dx=7.5mm, dy=7.5mm, dz=5mm

Reference Value = 3.34 V/m; Power Drift = -0.0 dB

Peak SAR (extrapolated) = 25.1 W/kg

SAR(1 g) = 0.087 mW/g; SAR(10 g) = 0.032 mW/g

Maximum value of SAR (measured) = 0.066 mW/g



Test Laboratory: Compliance Certification Services Inc.

802.11g Touch mode Main Ant Top parallel Phantom

DUT: Notebook PC; Type: T2300; Serial: N/A

Communication System: IEEE 802.11g WLAN; Frequency: 2437 MHz; Duty Cycle: 1:1

Medium parameters used: $f = 2437$ MHz; $\sigma = 2.03$ mho/m; $\epsilon_r = 50.8$; $\rho = 1000$ kg/m³

Air Temperature: 24.8 deg C; Liquid Temperature: 23.8 deg C

Phantom section: Flat Section

DASY4 Configuration:

- Probe: EX3DV4 - SN3554; ConvF(6.14, 6.14, 6.14); Calibrated: 11/19/2004
- Sensor-Surface: 4mm (Mechanical Surface Detection)
- Electronics: DAE3 Sn558; Calibrated: 8/24/2004
- Phantom: SAM 34; Type: SAM V4.0; Serial: TP-1150
- Measurement SW: DASY4, V4.4 Build 3; Postprocessing SW: SEMCAD, V1.8 Build 130

Middle CH Main Ant. Rate=6M bit 0mm/Area Scan (8x10x1): Measurement grid: dx=15mm, dy=15mm

Maximum value of SAR (measured) = 0.038 mW/g

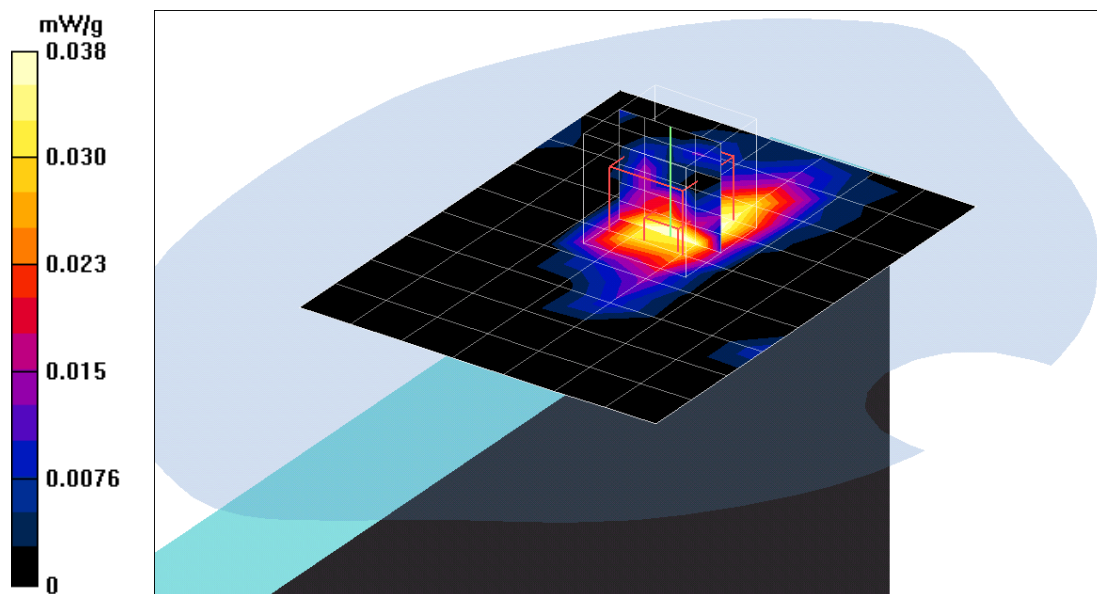
Middle CH Main Ant. Rate=6M bit 0mm/Zoom Scan (5x5x7)/Cube 0: Measurement grid: dx=7.5mm, dy=7.5mm, dz=5mm

Reference Value = 2.64 V/m; Power Drift = 0.2 dB

Peak SAR (extrapolated) = 0.616 W/kg

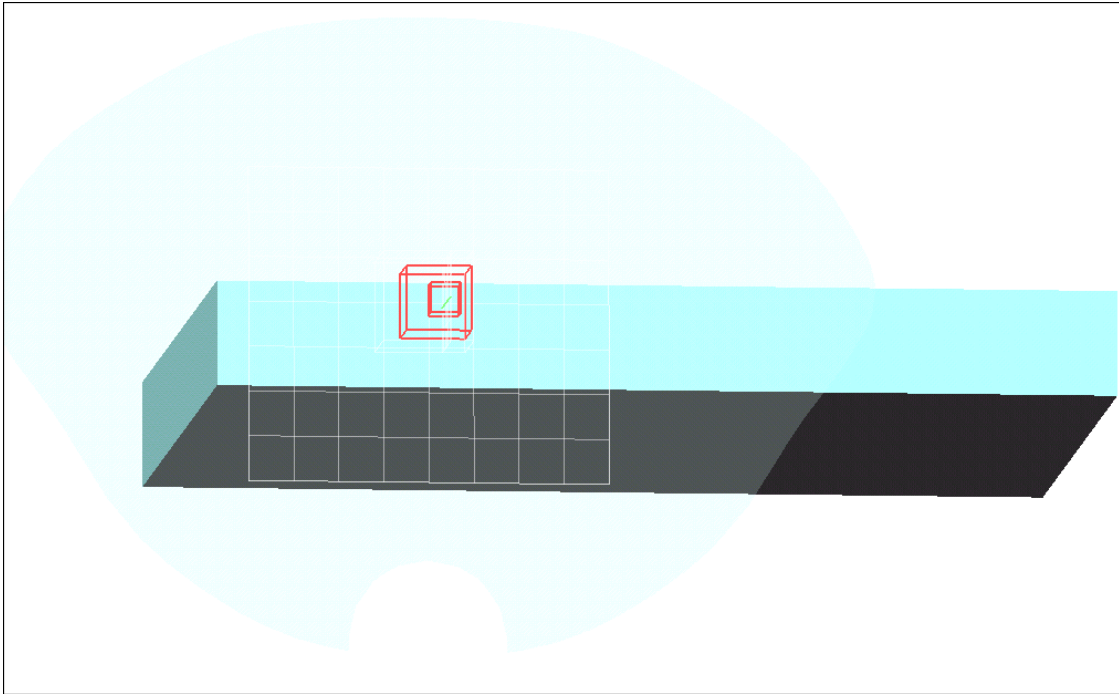
SAR(1 g) = 0.039 mW/g; SAR(10 g) = 0.017 mW/g

Maximum value of SAR (measured) = 0.045 mW/g



Test Laboratory: Compliance Certification Services Inc.

Test Configuration-4



Test Laboratory: Compliance Certification Services Inc.

802.11b Touch mode Panel Top parallel Phantom

DUT: Notebook PC; Type: T2300; Serial: N/A

Communication System: IEEE 802.11b WLAN; Frequency: 2437 MHz; Duty Cycle: 1:1

Medium parameters used: $f = 2437$ MHz; $\sigma = 2.03$ mho/m; $\epsilon_r = 50.8$; $\rho = 1000$ kg/m³

Air Temperature: 24.8 deg C; Liquid Temperature: 23.8 deg C

Phantom section: Flat Section

DASY4 Configuration:

- Probe: EX3DV4 - SN3554; ConvF(6.14, 6.14, 6.14); Calibrated: 11/19/2004
- Sensor-Surface: 4mm (Mechanical Surface Detection)
- Electronics: DAE3 Sn558; Calibrated: 8/24/2004
- Phantom: SAM 34; Type: SAM V4.0; Serial: TP-1150
- Measurement SW: DASY4, V4.4 Build 3; Postprocessing SW: SEMCAD, V1.8 Build 130

Middle CH Aux Ant. Rate=1M bit 0mm/Area Scan (8x9x1): Measurement grid: dx=15mm, dy=15mm

Maximum value of SAR (measured) = 0.083 mW/g

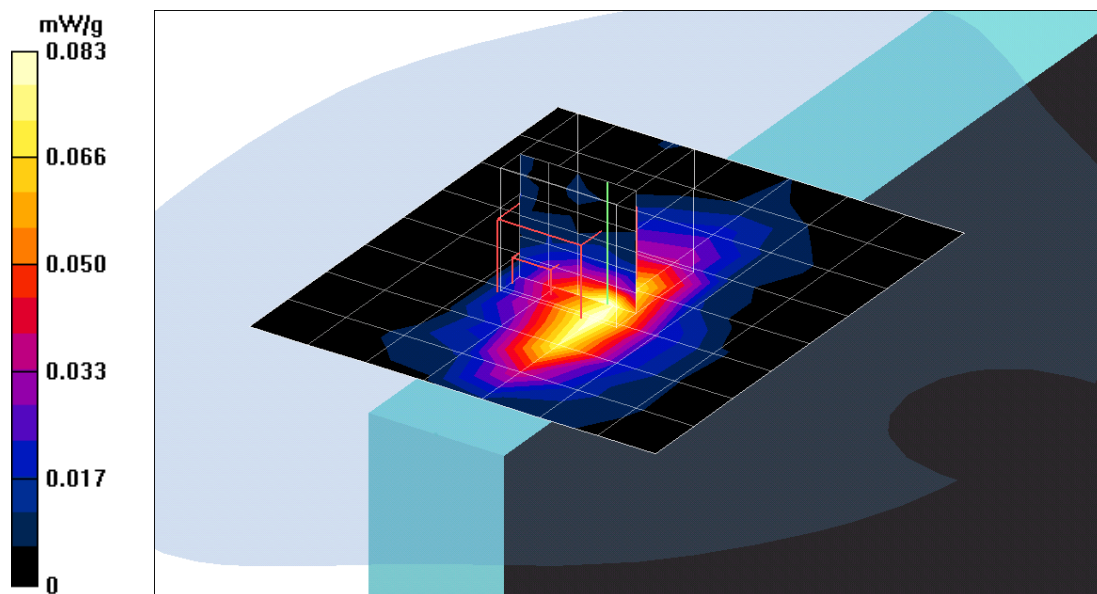
Middle CH Aux Ant. Rate=1M bit 0mm/Zoom Scan (5x5x7)/Cube 0: Measurement grid: dx=7.5mm, dy=7.5mm, dz=5mm

Reference Value = 6.02 V/m; Power Drift = -0.2 dB

Peak SAR (extrapolated) = 836396.4 W/kg

SAR(1 g) = 0.135 mW/g; SAR(10 g) = 0.034 mW/g

Maximum value of SAR (measured) = 0.087 mW/g



Test Laboratory: Compliance Certification Services Inc.

802.11g Touch mode Main Ant Top parallel Phantom

DUT: Notebook PC; Type: T2300; Serial: N/A

Communication System: IEEE 802.11g WLAN; Frequency: 2437 MHz; Duty Cycle: 1:1

Medium parameters used: $f = 2437$ MHz; $\sigma = 2.03$ mho/m; $\epsilon_r = 50.8$; $\rho = 1000$ kg/m³

Air Temperature: 24.8 deg C; Liquid Temperature: 23.8 deg C

Phantom section: Flat Section

DASY4 Configuration:

- Probe: EX3DV4 - SN3554; ConvF(6.14, 6.14, 6.14); Calibrated: 11/19/2004
- Sensor-Surface: 4mm (Mechanical Surface Detection)
- Electronics: DAE3 Sn558; Calibrated: 8/24/2004
- Phantom: SAM 34; Type: SAM V4.0; Serial: TP-1150
- Measurement SW: DASY4, V4.4 Build 3; Postprocessing SW: SEMCAD, V1.8 Build 130

Middle CH Aux Ant. Rate=6M bit 0mm/Area Scan (8x9x1): Measurement grid: dx=15mm, dy=15mm

Maximum value of SAR (measured) = 0.070 mW/g

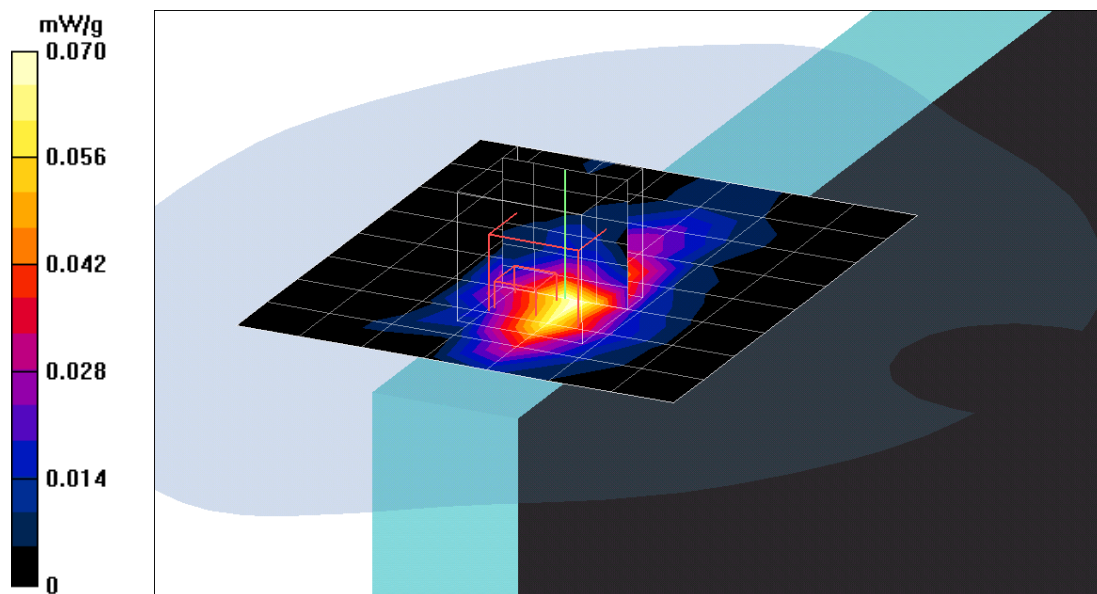
Middle CH Aux Ant. Rate=6M bit 0mm/Zoom Scan (5x5x7)/Cube 0: Measurement grid: dx=7.5mm, dy=7.5mm, dz=5mm

Reference Value = 5.63 V/m; Power Drift = 0.0 dB

Peak SAR (extrapolated) = 2.65 W/kg

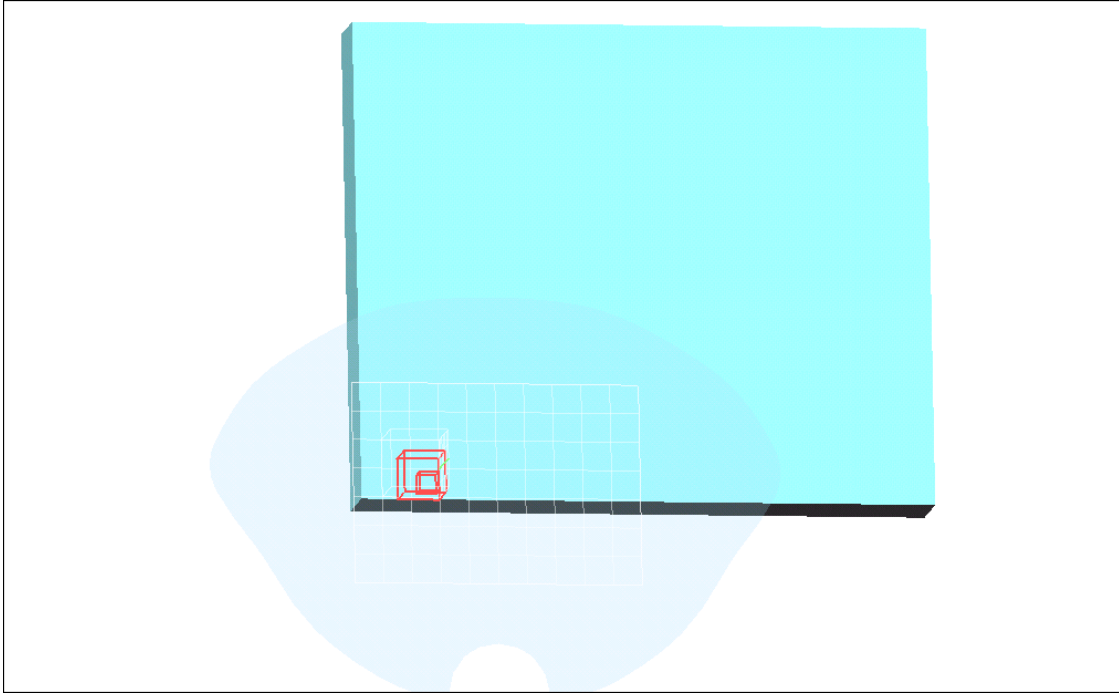
SAR(1 g) = 0.081 mW/g; SAR(10 g) = 0.029 mW/g

Maximum value of SAR (measured) = 0.069 mW/g



Test Laboratory: Compliance Certification Services Inc.

Test Configuration-5



Test Laboratory: Compliance Certification Services Inc.

802.11b Touch mode Bottom parallel Phantom

DUT: Notebook PC; Type: T2300; Serial: N/A

Communication System: IEEE 802.11b WLAN; Frequency: 2437 MHz; Duty Cycle: 1:1

Medium parameters used: $f = 2437$ MHz; $\sigma = 2.03$ mho/m; $\epsilon_r = 50.8$; $\rho = 1000$ kg/m³

Air Temperature: 24.8 deg C; Liquid Temperature: 23.8 deg C

Phantom section: Flat Section

DASY4 Configuration:

- Probe: EX3DV4 - SN3554; ConvF(6.14, 6.14, 6.14); Calibrated: 11/19/2004
- Sensor-Surface: 4mm (Mechanical Surface Detection)
- Electronics: DAE3 Sn558; Calibrated: 8/24/2004
- Phantom: SAM 34; Type: SAM V4.0; Serial: TP-1150
- Measurement SW: DASY4, V4.4 Build 3; Postprocessing SW: SEMCAD, V1.8 Build 130

Middle CH Aux Ant. Rate=1M bit 0mm/Area Scan (9x10x1): Measurement grid: dx=15mm, dy=15mm

Maximum value of SAR (measured) = 0.015 mW/g

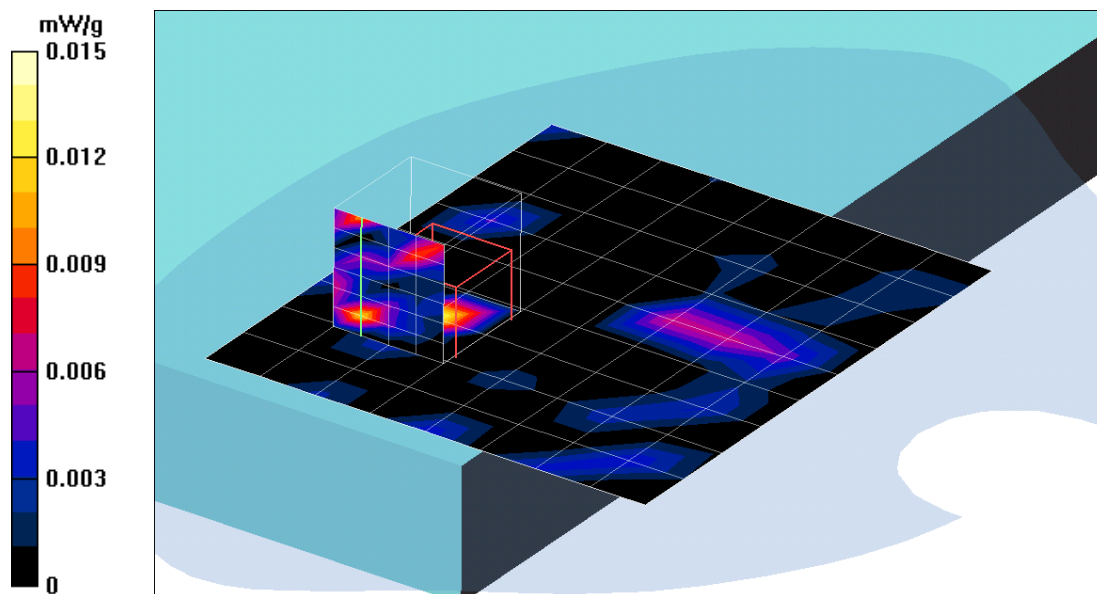
Middle CH Aux Ant. Rate=1M bit 0mm/Zoom Scan (5x5x7)/Cube 0: Measurement grid: dx=7.5mm, dy=7.5mm, dz=5mm

Reference Value = 0.610 V/m; Power Drift = 0.2 dB

Peak SAR (extrapolated) = 0.00953 W/kg

SAR(1 g) = 0.000299 mW/g; SAR(10 g) = 5.58e-005 mW/g

Maximum value of SAR (measured) = 0.012 mW/g



Test Laboratory: Compliance Certification Services Inc.

802.11g Touch mode Bottom parallel Phantom

DUT: Notebook PC; Type: T2300; Serial: N/A

Communication System: IEEE 802.11g WLAN; Frequency: 2437 MHz; Duty Cycle: 1:1

Medium parameters used: $f = 2437$ MHz; $\sigma = 2.03$ mho/m; $\epsilon_r = 50.8$; $\rho = 1000$ kg/m³

Air Temperature: 24.8 deg C; Liquid Temperature: 23.8 deg C

Phantom section: Flat Section

DASY4 Configuration:

- Probe: EX3DV4 - SN3554; ConvF(6.14, 6.14, 6.14); Calibrated: 11/19/2004
- Sensor-Surface: 4mm (Mechanical Surface Detection)
- Electronics: DAE3 Sn558; Calibrated: 8/24/2004
- Phantom: SAM 34; Type: SAM V4.0; Serial: TP-1150
- Measurement SW: DASY4, V4.4 Build 3; Postprocessing SW: SEMCAD, V1.8 Build 130

Middle CH Aux Ant. Rate=6M bit 0mm/Area Scan (9x11x1): Measurement grid: dx=15mm, dy=15mm

Maximum value of SAR (measured) = 0.00606 mW/g

Middle CH Aux Ant. Rate=6M bit 0mm/Zoom Scan (5x5x7)/Cube 0: Measurement grid: dx=7.5mm, dy=7.5mm, dz=5mm

Reference Value = 1.12 V/m; Power Drift = 0.2 dB

Peak SAR (extrapolated) = 0.016 W/kg

SAR(1 g) = 0.000235 mW/g; SAR(10 g) = 7.23e-005 mW/g

Maximum value of SAR (measured) = 0.016 mW/g

