


21. Inner View Of Panel (Mode 2)


22. Inner View Of Panel (Mode 2)




- 23. Component Side Of Main Board & CPU (Mode 1)
- 24. Solder Side Of Main Board & CPU (Mode 1)




- 25. Component Side Of Main Board & CPU (Mode 2)
- 26. Solder Side Of Main Board & CPU (Mode 2)




- 27. Component Side Of DC/DC/Charger Board
- 28. Solder Side Of DC/DC/Charger Board




- 29. Component Side Of Inverter (Mode 1)
- 30. Solder Side Of Inverter (Mode 1)



- 31. Component Side Of Inverter (Mode 2)
- 32. Solder Side Of Inverter (Mode 2)



- 33. Component Side Of Modem Board & Modem Jack (Mode 1)
- 34. Solder Side Of Modem Board & Modem Jack (Mode 1)





- 35. Component Side Of LAN Board & LAN Jack (Mode 2)
- 36. Solder Side Of LAN Board & LAN Jack (Mode 2)





- 37. Component Side Of Glide Pad
- 38. Solder Side Of Glide Pad



- 39. Front View Of Port Bar
- 40. Back View Of Port Bar

