


7. PHOTOS OF TESTING
D. MAIN BOARD SOLDER SIDE VIEW




8G21

IBM MX-300 233MHz

98 7

AMD K6/2 300MHz


8G21



7. PHOTOS OF TESTING
E. MAIN BOARD COMPONENT SIDE VIEW

AMD K6/2 333MHz

8G21




7. PHOTOS OF TESTING
G. MAIN BOARD COMPONENT SIDE VIEW

88


AMD K6/2 300MHz

8G21



7. PHOTOS OF TESTING
F. MAIN BOARD SOLDER SIDE VIEW

7. PHOTOS OF TESTING
H. MAIN BOARD SOLDER SIDE VIEW




8G21

AMD K6/2 333MHz



98

- 7. PHOTOS OF TESTING
 - I. POWER SUPPLY WHOLE VIEW
 - J. POWER SUPPLY INSIDE WHOLE VIEW




7. PHOTOS OF TESTING

- K. POWER SUPPLY BOARD COMPONENT SIDE
- L. POWER SUPPLY BOARD SOLDER SIDE



- 7. PHOTOS OF TESTING
- M. POWER SUPPLY WHOLE VIEW
- N. POWER SUPPLY INSIDE WHOLE VIEW



- 7. PHOTOS OF TESTING
- O. POWER SUPPLY BOARD COMPONENT SIDE
- P. POWER SUPPLY BOARD SOLDER SIDE

