

- 7. PHOTOS OF TESTING
- A25. PC RIGHT SIDE VIEW
- A26. PC LEFT SIDE VIEW



- 7. PHOTOS OF TESTING
- A27. PC INSIDE WHOLE VIEW
- A28. CASE INSIDE WHOLE VIEW



- 7. PHOTOS OF TESTING
- A29. PC FRONT PANNEL VIEW
- A30. PC TOP OF THE COVER




7. PHOTOS OF TESTING
A31. FRONT COVR



7. PHOTOS OF TESTING


- A32. CPU IBM MX-300 225MHz
- A33. CPU IBM MX-300 233MHz



7. PHOTOS OF TESTING

A34. CPU AMD K6/2 300MHz

A35. CPU AMD K6/2 333MHz




7. PHOTOS OF TESTING

A36. LED BOARD COMPONENT SIDE

A37. LED BOARD SOLDER SIDE



- 7. PHOTOS OF TESTING
- A46. MODEM COMPONENT SIDE
- A47. MODEM SOLDER SIDE



7. PHOTOS OF TESTING

A48. MODEM COMPONENT SIDE

A49. MODEM SOLDER SIDE



- 7. PHOTOS OF TESTING
 - A50. MODEM COMPONENT SIDE
 - A51. MODEM SOLDER SIDE

