



PORTABLE BLUETOOTH STEREO SPEAKER

4000708, 4000709, 4000710, 4000711
User's Guide

We hope you enjoy your AUVIO Portable Bluetooth Stereo Speaker. This Bluetooth speaker lets you free from cables and synch with a Bluetooth-enabled device, and make and receive hands-free calls. Please read this user's guide before using your speaker.

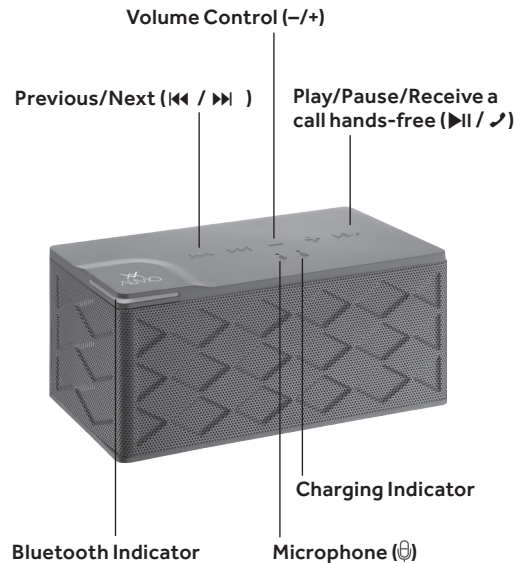
Package Contents

- Portable Bluetooth Stereo Speaker
- USB Charging Cable
- User's Guide

Specifications

Power Input DC 5V
 Output 3 W × 2
 Impedance 4Ω
 Frequency Response 100 – 15,000 Hz
 Bluetooth Connection Range 30 ft (9.14m)
 S/N Ratio ≥ 65 dB (A weighted)
 Driver 1.5 in. (38mm) × 2
 Bluetooth Protocol V4.0+EDR, Class 2
 Dimensions (HWD) 2.9×6×2.8 in (73×153×70mm)
 Specifications are subject to change and improvement without notice. Actual product may vary from the images found in this document.


2



3

Charge Your Speaker

If the battery power is low, the speaker beeps to alert you. Use the USB charging cable to charge the speaker.



Note:

- You can play music and charge the speaker at the same time.
- The charging indicator lights red when charging and turns off when fully charged.
- A full charge takes about 3.5 hours. When fully charged, the speaker is capable of operating for up to 6 hours at medium volume.

4

Use Your Speaker

Pairing Bluetooth Devices

1. Turn on the speaker. When the Bluetooth indicator flashes quickly, your speaker is searching for Bluetooth devices.
2. Activate your device's Bluetooth function (refer to your device's user's guide). When your device locates **AUVIO PBT600**, select it. When paired, the Bluetooth indicator flashes slowly.
3. You can control your speaker through your device or with the speaker's **⏸ / 📞**, **+/-**, and **⏮ / ⏭** buttons.
 - If a smartphone is connected and you receive a call, you can answer the call by pressing **⏸ / 📞** and speak into the microphone (🎤).
 - Press and hold **⏸ / 📞** for 3 seconds to disconnect Bluetooth. The speaker starts searching for another Bluetooth device.

5

- Press the **⏮ / ⏭** buttons to skip to the previous or next track. To rewind or fast forwarding a track, use the controls of your device.
- When you press and hold the **+** button and hear a beep, the speaker is at its maximum volume.

Notes:

- If prompted for a PIN, enter 0000.
- You can download Auvio EQ App free from the App StoreSM and Google PlayTM to customize your calls and music. Not all AndroidTM phones can use this app.
- The speaker automatically turns to sleep mode if there is no Bluetooth connection after 15 minutes. The Bluetooth indicator flashes slowly. Press and hold **⏸ / 📞** button for 3 seconds to wake it up.

6

Device Not Pairing?

Many Bluetooth-enabled devices, such as speakers, remember the most recently paired source (music, smartphone, etc.) and automatically reconnect when turned on. This is convenient, but can prevent you from connecting to a new source.



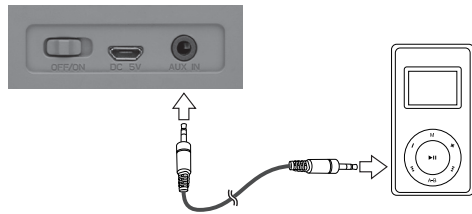
If you can't pair your speaker, you may need to disconnect it from its previous source.

Disconnect Your Device

To disconnect the paired device, press and hold the speaker's **▶|| / ↘** button for 3 seconds until the speaker sounds beep and the Bluetooth indicator flashes blue. The speaker starts searching for another Bluetooth device.

Connecting with AUX IN

Connect a 3.5mm audio cable (not included) to your audio device, then connect to your speaker's **AUX IN** jack. The Bluetooth



indicator is off and Bluetooth is automatically deactivated.

Note: The controls on the speaker are disabled for **AUX IN** connections. Use the controls on your audio device to control music playback.

Care and Caution

- Do not operate the speaker if it has been damaged in any way.
- Do not place heavy objects on top of the speaker.
- To avoid electromagnetic interference, do not place the speaker on top of a TV or other electrical appliance.

Lithium Battery Notes:

- Recycle lithium batteries. Do not dispose in the trash.
- Do not burn or bury batteries. Do not puncture or crush. Do not disassemble.
- Charge batteries on a fireproof surface away from flammable items or liquids.
- Do not charge inside an automobile, especially while driving.
- If the electrolyte in the cells should get on your skin, thoroughly wash with soap and water. If in the eyes, rinse thoroughly with cool water. Immediately seek medical attention.
- Follow the instructions for charging the speaker and do not charge longer than recommended. Unplug the USB cable when the battery is charged.

FCC Information

This equipment has been tested and found to comply with the limits for a Class B digital device, pursuant to Part 15 of the FCC Rules. These limits are designed to provide reasonable protection against harmful interference in a residential installation. This equipment generates, uses, and can radiate radio frequency energy and, if not installed and used in accordance with the instructions, may cause harmful interference to radio communications. However, there is no guarantee that interference will not occur in a particular installation. If this equipment does cause harmful

interference to radio or television reception, which can be determined by turning the equipment off and on, the user is encouraged to try to correct the interference by one or more of the following measures:

- Reorient or relocate the receiving antenna.
- Increase the separation between the equipment and receiver.
- Connect the equipment into an outlet on a circuit different from that to which the receiver is connected.
- Consult the dealer or an experienced radio/TV technician for help.

Changes or modifications not expressly approved by the party responsible for compliance could void the user's authority to operate the equipment. This device complies with Part 15 of the FCC Rules. Operation is subject to the following two conditions: (1) this device may not cause harmful interference, and (2) this device must accept any interference received, including interference that may cause undesired operation.

Limited Warranty

General Wireless Operations Inc., doing business as RadioShack (hereafter "RadioShack") warrants this product against defects in materials and workmanship under normal use by the original purchaser for **ninety (90) days** after the date of purchase from a RadioShack-owned store or an authorized RadioShack franchisee or dealer. **RADIOSHACK MAKES NO OTHER EXPRESS WARRANTIES.**

This warranty does not cover: (a) damage or failure caused by or attributable to abuse, misuse, failure to follow instructions, improper installation or maintenance, alteration, accident, Acts of God (such as floods or lightning), or excess voltage

or current; (b) improper or incorrectly performed repairs by persons who are not a RadioShack authorized service facility; (c) consumables such as fuses or batteries; (d) ordinary wear and tear or cosmetic damage; (e) transportation, shipping or insurance costs; (f) costs of product removal, installation, set-up service, adjustment or reinstallation; and (g) claims by persons other than the original purchaser.

Should a problem occur that is covered by this warranty, take the product and the RadioShack sales receipt as proof of purchase date to any RadioShack store in the U.S. RadioShack will, at its option, unless otherwise provided by law (a) replace the product with the same or a comparable product, or (b) refund the purchase price. All replaced products, and products on which a refund is made, become the property of RadioShack.

RADIOSHACK EXPRESSLY DISCLAIMS ALL WARRANTIES AND CONDITIONS NOT STATED IN THIS LIMITED WARRANTY. ANY IMPLIED WARRANTIES THAT MAY BE IMPOSED BY LAW, INCLUDING THE IMPLIED WARRANTY OF MERCHANTABILITY AND, IF APPLICABLE, THE IMPLIED WARRANTY OF FITNESS FOR A PARTICULAR PURPOSE, SHALL EXPIRE ON THE EXPIRATION OF THE STATED WARRANTY PERIOD.

EXCEPT AS DESCRIBED ABOVE, RADIOSHACK SHALL HAVE NO LIABILITY OR RESPONSIBILITY TO THE PURCHASER OF THE PRODUCT OR ANY OTHER PERSON OR ENTITY WITH RESPECT TO ANY LIABILITY, LOSS OR DAMAGE CAUSED DIRECTLY OR INDIRECTLY BY USE OR PERFORMANCE OF THE PRODUCT OR ARISING OUT OF ANY BREACH OF THIS WARRANTY, INCLUDING, BUT NOT LIMITED TO, ANY DAMAGES RESULTING FROM INCONVENIENCE AND ANY LOSS OF TIME, DATA, PROPERTY, REVENUE, OR PROFIT AND ANY INDIRECT,

SPECIAL, INCIDENTAL, OR CONSEQUENTIAL DAMAGES, EVEN IF RADIOSHACK HAS BEEN ADVISED OF THE POSSIBILITY OF SUCH DAMAGES.

Some states do not allow limitations on how long an implied warranty lasts or the exclusion or limitation of incidental or consequential damages, so the above limitations or exclusions may not apply to you. This warranty gives you specific legal rights, and you may also have other rights which vary from state to state.

Contact General Wireless Operations Inc. at:
RadioShack Customer Relations
300 RadioShack Circle
Fort Worth, TX 76102

07/15

www.radioshack.com

RoHS Complies with the European Union's "Restriction of Hazardous Substances Directive," which protects the environment by restricting specific hazardous materials and products.

The Bluetooth® word mark and logos are owned by Bluetooth SIG, Inc. and any use of such marks by RadioShack Corporation is under license.

App Store is a service mark of Apple Inc.

Android and Google Play are trademarks of Google Inc.

© 2015 General Wireless Operations Inc. All rights reserved. AUVIO is a registered trademark used by General Wireless Operations Inc.



07A15

Printed in China

4000708, 4000709, 4000710, 4000711