



## Home Bluetooth® Speaker

Please read this user's guide before using your new speaker.

User's Guide

4000438





### Package Contents

- Home Bluetooth Speaker
- AC Power Adapter
- AC Cable
- Remote Control
- User's Guide

### Features

- Sonic emotion absolute 3D technology\* adopted to produce rich, full sound that permeates every inch of your room
- Remote for conveniently controlling the speaker from a distance
- USB charging port charges your devices
- Compatible with most Bluetooth enabled tablets, laptops, MP3 players, and smartphones with iOS or Android™ platforms

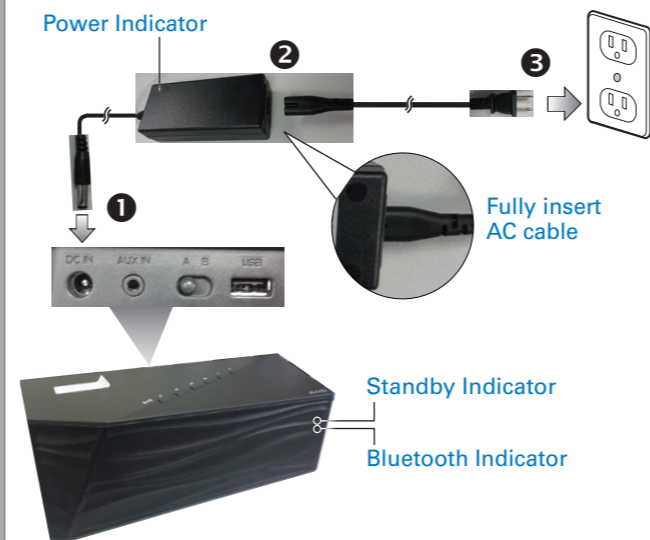
\*  *Sonic Emotion Absolute 3D is the listening experience.*

 **Note:** You can download the free Auvio EQ App from the App Store<sup>SM</sup> and Google Play<sup>TM</sup> to customize your calls and music.

### Connect Power

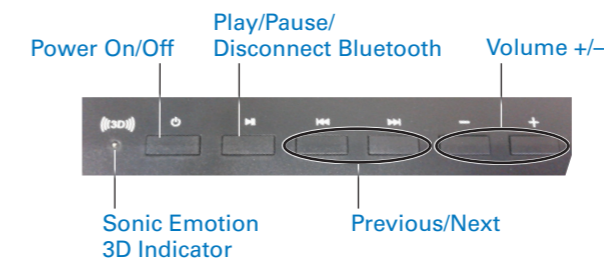
Connect your speaker to the standard wall outlet using the AC power adapter and AC cable. The standby indicator lights red.

1. Plug the output cable end of the AC power adapter into the speaker's **DC IN** jack.
2. Plug the AC cable to the jack of the AC power adapter.
3. Plug the AC cable to the wall outlet. The power indicator of the AC power adapter lights.



### Use Your Speaker

1. Press the power button (⏻), the Bluetooth indicator flashes red and blue as the speaker searches for a Bluetooth-enabled device.
2. Activate your device's Bluetooth function (refer to your device's user's guide).
3. When **AUVIO4000438** appears in the Bluetooth devices list, pair it to your device.
4. You can control your speaker through your device or the remote or with the speaker's buttons.



#### Note:

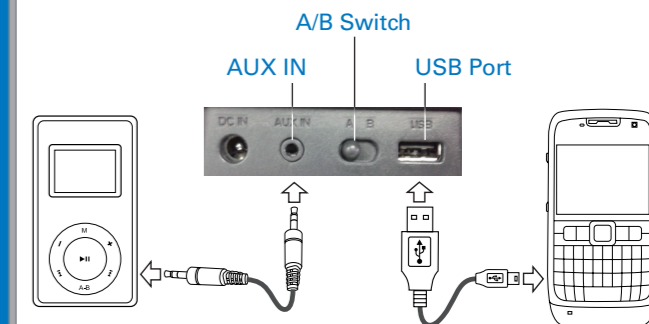
- Press and hold **▶||** for 4 seconds to disconnect Bluetooth. The speaker starts searching for other Bluetooth devices.
- If your device uses Android 2.0 and below, enter the password 0000 for Bluetooth connection.
- If the connected device moves too far away from the speaker, the speaker disconnects from the

device but resumes connection once the device is close.

- If the speaker malfunctions, reset it by pressing **▶||** twice when the Bluetooth indicator flashes red and blue.

### Charge Your Device

1. Set the **A/B** switch for charging your device: **A** for Apple, **B** for Samsung.
2. Use a USB cable (not included) to connect your device to the speaker's USB port.



### Use AUX IN

For audio devices without Bluetooth function, use an audio cable (not included) to connect it to your speaker's **AUX IN** jack. The Bluetooth indicator lights red and then turns off.



### Note:

- Bluetooth is automatically deactivated when **AUX IN** is connected.
- Bluetooth is deactivated if your device has an audio cable or earphones plugged in.
- The speaker and remote control only volume for **AUX IN** connections. Use the controls on your device to control music playback.

### Care and Caution

- Do not operate the speaker if it has been damaged in any way.
- Do not place heavy objects on top of the speaker.
- To avoid electromagnetic interference, do not place the speaker on top of a TV or other electrical appliance.

### Specifications

Power Input .....DC 15V, 4A  
 Output ..... 10W × 6 RMS (THD 10%)  
 USB Charging Output ..... 5V DC, 1A  
 Bluetooth Frequency Response ..... 100Hz – 18kHz  
 Bluetooth Connection Range ..... 30 ft. (9.1m)  
 Bluetooth Protocol ..... V2.1 + EDR Class 2  
 Drivers ..... 50mm × 4 & 75mm × 2

S/N Ratio ..... ≥ 70dB (A weighted)  
 Impedance ..... 8 Ω  
 Dimensions (HWD) ..... 4.7 × 14 × 5.2 in  
 ..... (118×355×131mm)  
 Weight ..... 91 ounces (2578g)

*Specifications are subject to change and improvement without notice. Actual product may vary from the images found in this document.*

### FCC Information

This equipment has been tested and found to comply with the limits for a Class B digital device, pursuant to Part 15 of the FCC Rules. These limits are designed to provide reasonable protection against harmful interference in a residential installation. This equipment generates, uses and can radiate radio frequency energy and, if not installed and used in accordance with the instructions, may cause harmful interference to radio communications. However, there is no guarantee that interference will not occur in a particular installation. If this equipment does cause harmful interference to radio or television reception, which can be determined by turning the equipment off and on, the user is encouraged to try to correct the interference by one or more of the following measures:

- Reorient or relocate the receiving antenna.
- Increase the separation between the equipment and receiver.
- Connect the equipment into an outlet on a circuit different from that to which the receiver is connected.
- Consult the dealer or an experienced radio/TV technician for help.

If you cannot eliminate the interference, the FCC requires that you stop using your product. Changes or modifications not expressly approved by Ignition L.P. could void the user's authority to operate the equipment.

**Warning: Changes or modifications to this unit not expressly approved by the party responsible for compliance could void the user's authority to operate the equipment.**

FCC RF Radiation Exposure Statement Caution: This Transmitter must be installed to provide a separation distance of at least 20 cm from all persons.

### Limited Warranty

Ignition L.P. warrants this product against defects in materials and workmanship under normal use by the original purchaser for **ninety (90) days** after the date of purchase. IGNITION L.P. MAKES NO OTHER EXPRESS WARRANTIES.

This warranty does not cover: (a) damage or failure caused by or attributable to abuse, misuse, failure to follow instructions, improper installation or maintenance, alteration, accident, Acts of God (such as floods or lightning), or excess voltage or current; (b) improper or incorrectly performed repairs by persons who are not a Ignition L.P. Authorized Service Facility; (c) consumables such as fuses or batteries; (d) ordinary wear and tear or cosmetic damage; (e) transportation, shipping or insurance costs; (f) costs of product removal, installation, set-up service, adjustment or reinstallation; and (g) claims by persons other than the original purchaser.

Should a problem occur that is covered by this warranty, take the product and the sales receipt as proof of purchase date to the place of purchase. Ignition L.P. will, at its option, unless otherwise provided by law: (a) repair the product without charge for parts and labor; (b) replace the product with the same or a comparable product; or (c) refund the purchase price. All replaced parts and products, and products on which a refund is made, become the property of Ignition L.P. New or reconditioned parts and products may be used in the performance of warranty service. Repaired or replaced parts and products are warranted for the remainder of the original warranty period. You will be charged for repair or replacement of the product made after the expiration of the warranty period.


IGNITION L.P. EXPRESSLY DISCLAIMS ALL WARRANTIES AND CONDITIONS NOT STATED IN THIS LIMITED WARRANTY. ANY IMPLIED WARRANTIES THAT MAY BE IMPOSED BY LAW, INCLUDING THE IMPLIED WARRANTY OF MERCHANTABILITY AND, IF APPLICABLE, THE IMPLIED WARRANTY OF FITNESS FOR A PARTICULAR PURPOSE, SHALL EXPIRE ON THE EXPIRATION OF THE STATED WARRANTY PERIOD.

EXCEPT AS DESCRIBED ABOVE, IGNITION L.P. SHALL HAVE NO LIABILITY OR RESPONSIBILITY TO THE PURCHASER OF THE PRODUCT OR ANY OTHER PERSON OR ENTITY WITH RESPECT TO ANY LIABILITY, LOSS OR DAMAGE CAUSED DIRECTLY OR INDIRECTLY BY USE OR PERFORMANCE OF THE PRODUCT OR ARISING OUT OF ANY BREACH OF THIS WARRANTY, INCLUDING, BUT NOT LIMITED TO, ANY DAMAGES RESULTING FROM INCONVENIENCE AND ANY LOSS OF TIME, DATA, PROPERTY, REVENUE, OR PROFIT AND ANY INDIRECT, SPECIAL, INCIDENTAL, OR CONSEQUENTIAL DAMAGES, EVEN IF IGNITION L.P. HAS BEEN ADVISED OF THE POSSIBILITY OF SUCH DAMAGES.

Some states do not allow limitations on how long an implied warranty lasts or the exclusion or limitation of incidental or consequential damages, so the above limitations or exclusions may not apply to you. This warranty gives you specific legal rights, and you may also have other rights which vary from state to state. You may contact Ignition L.P. at:  
 Ignition L.P., 3102 Maple Ave., Suite 450, Dallas, TX 75201 02/09

For product support, call  
**1-866-315-0426**

The Bluetooth® word mark and logos are registered trademarks owned by Bluetooth SIG, Inc. and any use of such marks by Ignition L.P. is under license. Other trademarks and trade names are those of their respective owners.

Sonic Emotion and  are registered trademarks of sonic emotion ag.

Google Play and Android are trademarks of Google Inc.

Apple is a trademark of Apple Inc., registered in the United States and other countries.

Samsung is a registered trademark of Samsung Electronics Co., Ltd.

© 2013. Ignition L.P. All rights reserved. Avuio is a registered trademark used by Ignition L.P.

Package and user documentation are recyclable. User documentation contains recycled material.

Printed in China 03A13 4000437