

FCC PART 15C TEST REPORT FOR CERTIFICATION
On Behalf of

Guangzhou Panyu Juda Car Audio Equipment Co.,Ltd.

Vintage Bluetooth Speaker

Model Number: B07CWJR6YB

Additional Model: BL5605X

FCC ID: ESX-BL5605X

Prepared for:	Guangzhou Panyu Juda Car Audio Equipment Co.,Ltd.
	Vtrek Dewei Industrial Garden, Shibe Industrial Road, Dashi Town,
	Panyu Borough, Guangzhou, Guangdong, China
Prepared By:	EST Technology Co., Ltd.
	Chilingxiang, Qishantou, Santun, Houjie, Dongguan, Guangdong, China
	Tel: 86-769-83081888-808




Report Number:	ESTE-R1810090
Date of Test:	Oct. 16 ~ 29, 2018
Date of Report:	Oct. 31, 2018

TABLE OF CONTENTS

Description	Page
TEST REPORT VERIFICATION	3
1. GENERAL INFORMATION.....	5
1.1. Description of Device (EUT)	5
2. SUMMARY OF TEST	6
2.1. Summary of test result.....	6
2.2. Test Facilities.....	7
2.3. Measurement uncertainty	8
2.4. Assistant equipment used for test	8
2.5. Block Diagram.....	8
2.6. Test mode	9
2.7. Channel List.....	9
2.8. Test Equipment.....	10
3. MAXIMUM PEAK OUTPUT POWER.....	12
3.1. Limit	12
3.2. Test Procedure	12
3.3. Test Result	12
3.4. Test Data.....	13
4. 20 DB BANDWIDTH	17
4.1. Limit	17
4.2. Test Procedure	17
4.3. Test Result	17
4.4. Test Data.....	18
5. CARRIER FREQUENCY SEPARATION.....	22
5.1. Limit	22
5.2. Test Procedure	22
5.3. Test Result	22
5.4. Test Data.....	23
6. NUMBER OF HOPPING CHANNEL	27
6.1. Limit	27
6.2. Test Procedure	27
6.3. Test Result	27
6.4. Test Data.....	28
7. DWELL TIME.....	30
7.1. Limit	30
7.2. Test Procedure	30
7.3. Test Result	30
7.4. Test Data.....	31
8. RADIATED EMISSIONS	37
8.1. Limit	37
8.2. Block Diagram of Test setup	38
8.3. Test Procedure	39
8.4. Test Result	39
8.5. Test Data.....	40

9.	BAND EDGE COMPLIANCE	56
9.1.	Limit	56
9.2.	Block Diagram of Test setup	56
9.3.	Test Procedure	56
9.4.	Test Result	56
9.5.	Test Data	57
10.	POWER LINE CONDUCTED EMISSIONS	73
10.1.	Limit	73
10.2.	Test Procedure	73
11.	ANTENNA REQUIREMENTS	78
11.1.	Limit	78
11.2.	Result	78
12.	TEST SETUP PHOTO	79
13.	PHOTO EUT	81

EST Technology Co., Ltd.

Applicant:	Guangzhou Panyu Juda Car Audio Equipment Co.,Ltd.		
Address:	Vtrek Dewei Industrial Garden, Shibe Industrial Road, Dashi Town, Panyu Borough, Guangzhou, Guangdong, China		
Manufacturer:	Guangzhou Panyu Juda Car Audio Equipment Co.,Ltd.		
Address:	Vtrek Dewei Industrial Garden, Shibe Industrial Road, Dashi Town, Panyu Borough, Guangzhou, Guangdong, China		
E.U.T:	Vintage Bluetooth Speaker		
Model Number:	B07CWJR6YB		
Additional Model:	BL5605X Note: These models have the same technical construction including circuit diagram, PCB Layout, components and component layout, all electrical construction and mechanical construction, except the different model number.		
Power Supply:	AC 100-240 ~ 50/60Hz		
Test Voltage:	AC 120V/60Hz AC 240V/60Hz		
Trade Name:	amazonbasics	Serial No.:	-----
Date of Receipt:	Oct. 15, 2018	Date of Test:	Oct. 16 ~ 29, 2018
Test Specification:	FCC Rules and Regulations Part 15 Subpart C:2018 ANSI C63.10:2013		
Test Result:	<p>The device described above is tested by EST Technology Co., Ltd. The measurement results were contained in this test report and EST Technology Co., Ltd. was assumed full responsibility for the accuracy and completeness of these measurements. Also, this report shows that the EUT to be technically compliance with the FCC Rules and Regulations Part 15 Subpart C requirements.</p> <p>This report applies to above tested sample only and shall not be reproduced in part without written approval of EST Technology Co., Ltd.</p>		
		Date: Oct. 31, 2018	
Prepared by:	Reviewed by:	Approved by:	
 _____ Ring / Assistant	 _____ Tony / Engineer	 _____ Iceman Hu / Manager	
Other Aspects:	None.		
Abbreviations: OK/P=passed fail/F=failed n.a/N=not applicable E.U.T=equipment under tested			
This test report is based on a single evaluation of one sample of above mentioned products ,It is not permitted to be duplicated in extracts without written approval of EST Technology Co., Ltd.			

1. GENERAL INFORMATION

1.1. Description of Device (EUT)

Product Name	:	Vintage Bluetooth Speaker
FCC ID	:	ESX-BL5605X
Model Number	:	B07CWJR6YB
Operation frequency	:	2402MHz~2480MHz
Number of channel	:	79
Antenna	:	PCB antenna, 0dBi
Modulation	:	BT BDR: GFSK BT EDR: $\pi/4$ -DQPSK BT EDR: 8-DPSK
Sample Type	:	Prototype production

2. SUMMARY OF TEST

2.1. Summary of test result

Description of Test Item	Standard	Results
Maximum Peak Output Power	FCC Part 15: 15.247(b)(1) KDB 558074	PASS
20dB Bandwidth	FCC Part 15: 15.247a1 KDB 558074	PASS
Carrier Frequency Separation	FCC Part 15: 15.247(a)(1) KDB 558074	PASS
Number Of Hopping Channel	FCC Part 15: 15.247(a)(1)(iii) KDB 558074	PASS
Dwell Time	FCC Part 15: 15.247(a)(1)(iii) KDB 558074	PASS
Radiated Emissions	FCC Part 15: 15.209 FCC Part 15: 15.247(d) ANSI C63.10:2013 KDB 558074	PASS
Band Edge Compliance	FCC Part 15: 15.247(d) KDB 558074	PASS
Power Line Conducted Emissions	FCC Part 15: 15.207 ANSI C63.10:2013 KDB 558074	PASS
Antenna requirement	FCC Part 15: 15.203	PASS
Note: KDB 558074 D01 15.247 Meas Guidance v05		

2.2. Test Facilities

EMC Lab	:	<p>Certificated by CNAS, CHINA Registration No.: L5288 Date of registration: November 13, 2017</p> <p>Certificated by A2LA, USA Registration No.: 4366.01 Date of registration: November 07, 2017</p> <p>Certificated by FCC, USA Designation Number: CN1215 Registration No.: 722932 Date of registration: November 21, 2017</p> <p>Certificated by Industry Canada Registration No.: 9405A Date of registration: December 03, 2015</p> <p>Certificated by VCCI, Japan Registration No.: R-13663; C-14103 Date of registration: July 25, 2017 This Certificate is valid until: July 24, 2020</p> <p>Certificated by TUV Rheinland, Germany Registration No.: UA 50195514 0001 Date of registration: February 07, 2015</p> <p>Certificated by TUV/PS, Shenzhen Registration No.: SCN1017 Date of registration: January 27, 2011</p> <p>Certificated by Intertek ETL SEMKO Registration No.: 2011-RTL-L2-64 Date of registration: April 28, 2011</p> <p>Certificated by Nemko, Hong Kong Registration No.: 175193 Date of registration: May 4, 2011</p>
Name of Firm	:	EST Technology Co., Ltd.
Site Location	:	Chilingxiang, Qishantou, Santun, Houjie, Dongguan, Guangdong, China

2.3. Measurement uncertainty

Test Item	Uncertainty
Uncertainty for Conduction emission test	±3.48dB
Uncertainty for spurious emissions test (30MHz-1GHz)	±4.60 dB(Polarize: H)
	±4.68 dB(Polarize: V)
Uncertainty for spurious emissions test (1GHz to 18GHz)	±4.96dB
Uncertainty for radio frequency	7×10^{-8}
Uncertainty for conducted RF Power	0.20dB
Uncertainty for Power density test	0.26dB


Note: This uncertainty represents an expanded uncertainty expressed at approximately the 95% confidence level using a coverage factor of k=2.

2.4. Assistant equipment used for test

N/A

2.5. Block Diagram

For radiated emissions test: EUT was placed on a turn table, which is 0.8 (or 1.5) meter high above ground. EUT was beset into Bluetooth test mode by software before test.



(EUT: Vintage Bluetooth Speaker)

2.6. Test mode

The test software was used to control EUT work in Continuous TX mode, and select test channel, wireless mode

Mode	Channel	Frequency
GFSK	Low	2402MHz
	Middle	2441MHz
	High	2480MHz
8-DPSK	Low	2402MHz
	Middle	2441MHz
	High	2480MHz

2.7. Channel List

Channel No.	Frequency (MHz)	Channel No.	Frequency (MHz)	Channel No.	Frequency (MHz)	Channel No.	Frequency (MHz)
1	2402	2	2403	3	2404	4	2405
5	2406	6	2407	7	2408	8	2409
9	2410	10	2411	11	2412	12	2413
13	2414	14	2415	15	2416	16	2417
17	2418	18	2419	19	2420	20	2421
21	2422	22	2423	23	2424	24	2425
25	2426	26	2427	27	2428	28	2429
29	2430	30	2431	31	2432	32	2433
33	2434	34	2435	35	2436	36	2437
37	2438	38	2439	39	2440	40	2441
41	2442	42	2443	43	2444	44	2445
45	2446	46	2447	47	2448	48	2449
49	2450	50	2451	51	2452	52	2453
53	2454	54	2455	55	2456	56	2457
57	2458	58	2459	59	2460	60	2461
61	2462	62	2463	63	2464	64	2465
65	2466	66	2467	67	2468	68	2469
69	2470	70	2471	71	2472	72	2473
73	2474	74	2475	75	2476	76	2477
77	2478	78	2479	79	2480	-	-

2.8. Test Equipment

2.8.1. For conducted emission test

Equipment	Manufacturer	Model No.	Serial No.	Calibration Body	Last Cal.	Next Cal.
EMI Test Receiver	Rohde & Schwarz	ESHS30	832354	CEPREI	June 15,18	1 Year
Artificial Mains Network	Rohde & Schwarz	ENV216	101260	CEPREI	June 15,18	1 Year
Pulse Limiter	Rohde & Schwarz	ESH3-Z2	101100	CEPREI	June 15,18	1 Year
Test Software	Audix	e3-6.111221a	N/A	N/A	N/A	N/A

2.8.2. For radiated emission test(9 kHz-30MHz)

Equipment	Manufacturer	Model No.	Serial No.	Calibration Body	Last Cal.	Next Cal.
EMI Test Receiver	Rohde & Schwarz	ESR7	101780	CEPREI	June 15,18	1 Year
Active Loop Antenna	SCHWARZECK	FMZB 1519B	1519B-088	N/A	Aug. 01,18	1 Year
Test Software	Audix	e3-6.111221a	N/A	N/A	N/A	N/A

2.8.3. For radiated emissions test (30-1000MHz)

Equipment	Manufacturer	Model No.	Serial No.	Calibration Body	Last Cal.	Next Cal.
EMI Test Receiver	Rohde & Schwarz	ESR7	101780	CEPREI	June 15,18	1 Year
Bilog Antenna	Teseq	CBL 6111D	27090	CEPREI	June 15,18	1 Year
Test Software	Audix	e3-6.111221a	N/A	N/A	N/A	N/A

2.8.4. For radiated emission test(above 1GHz)

Equipment	Manufacturer	Model No.	Serial No.	Calibration Body	Last Cal.	Next Cal.
Horn Antenna	SCHWARZECK	BBHA 9120 D	BBHA9120D1002	CEPREI	June 18,18	1 Year
Horn Antenna	SCHWARZECK	BBHA9170	BBHA9170242	CEPREI	June 18,18	1 Year
Signal Amplifier	SCHWARZECK	BBV9718	9718-212	CEPREI	June 15,18	1 Year
Spectrum Analyzer	Rohde & Schwarz	FSV	103173	CEPREI	June 15,18	1 Year
PSA Series Spectrum Analyzer	Agilent	E4447A	MY50180031	CEPREI	June 15,18	1 Year
Test Software	Audix	e3-6.111221a	N/A	N/A	N/A	N/A

2.8.5. For connect EUT antenna terminal test

Equipment	Manufacturer	Model No.	Serial No.	Calibration Body	Last Cal.	Next Cal.
Spectrum Analyzer	Rohde & Schwarz	FSV	103173	CEPREI	June 15,18	1 Year
Spectrum Analyzer	Agilent	E4408B	MY44211 139	CEPREI	June 15,18	1 Year

3. MAXIMUM PEAK OUTPUT POWER

3.1. Limit

For FHSs operating in the band 2400-2483.5 MHz, the maximum peak conducted output power shall not exceed 1.0 W if the hopset employing at least 75 non-overlapping hopping channels; shall not exceed 0.125 W if the hopset employing at greater than or equal to 15 and less than 75 non-overlapping hopping channels.

3.2. Test Procedure

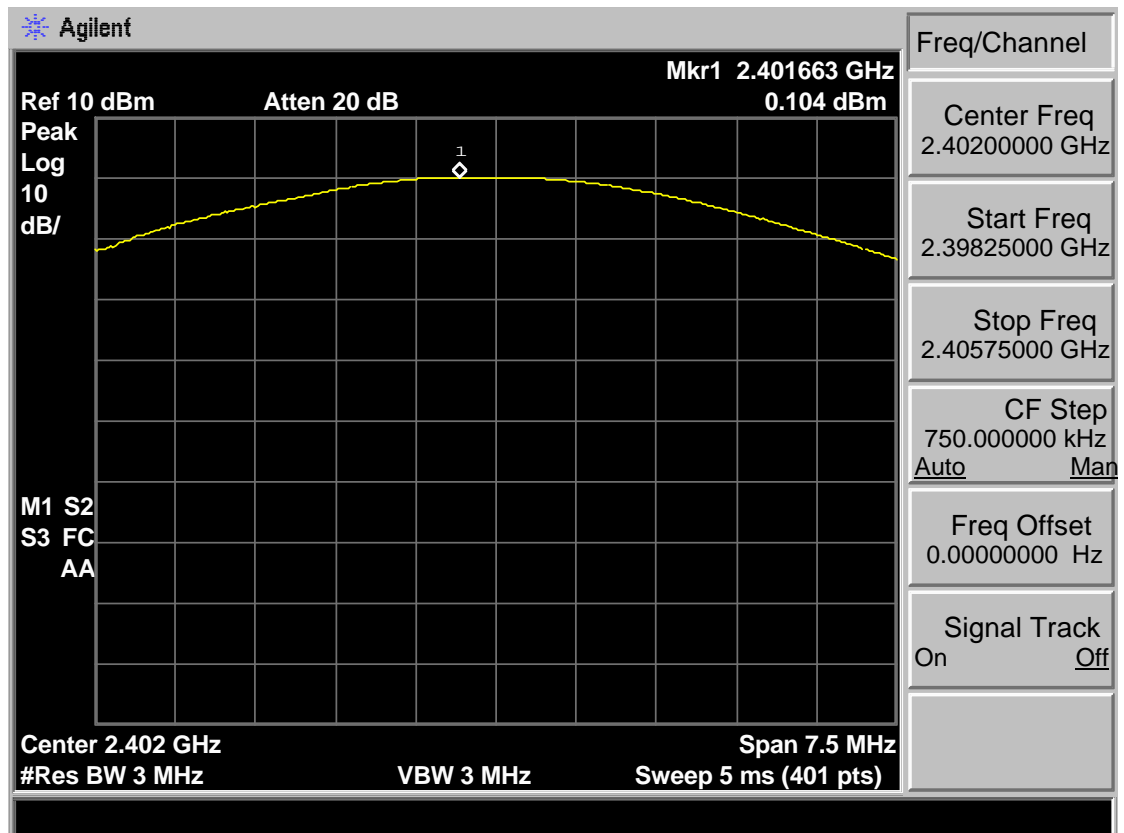
The transmitter output (antenna port) was connected to the spectrum analyzer. Connect EUT antenna terminal to the spectrum analyzer with a low loss SMA cable.

3.3. Test Result

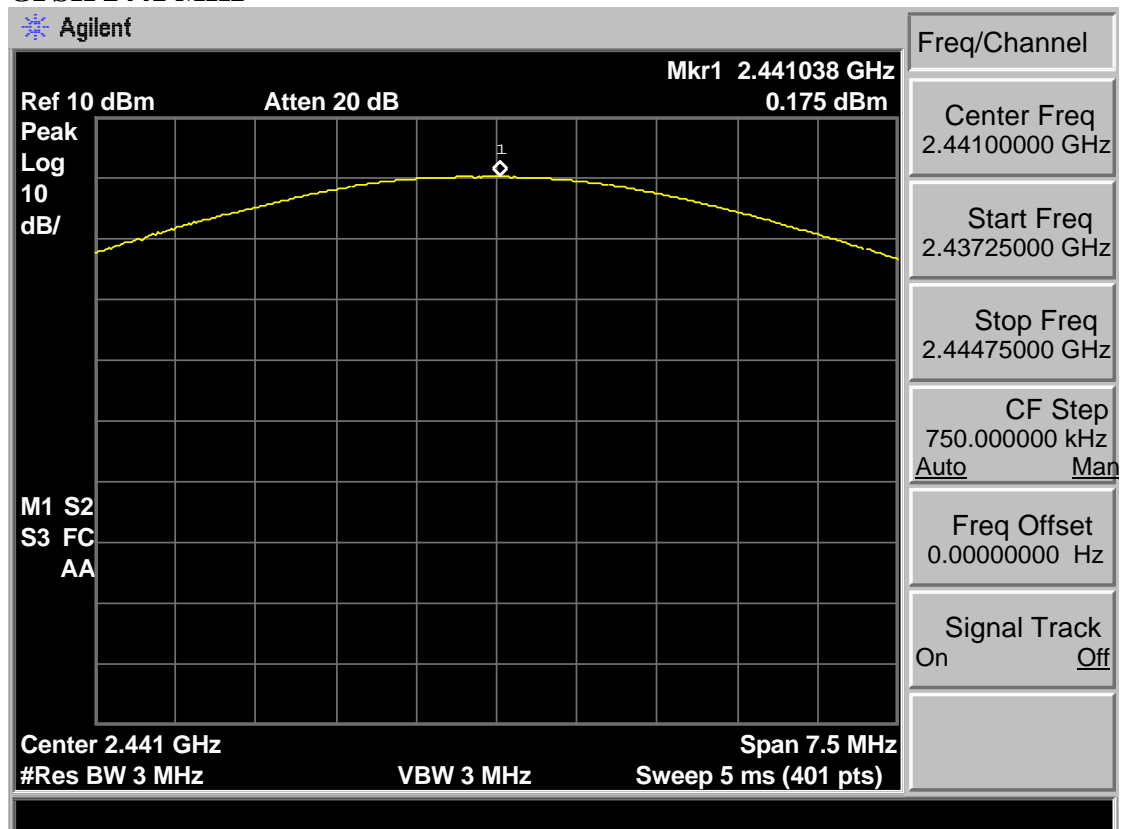
EUT: Vintage Bluetooth Speaker					
M/N: B07CWJR6YB					
Test date: 2018-10-22		Test site: RF site		Tested by: Viking	
Mode	Freq (MHz)	Result (dBm)	Limit		Conclusion
			dBm	W	
GFSK	2402	0.104	30.00	1	Pass
	2441	0.175	30.00	1	Pass
	2480	0.119	30.00	1	Pass
8-DPSK	2402	-0.166	30.00	1	Pass
	2441	0.078	30.00	1	Pass
	2480	-0.044	30.00	1	Pass

3.4. Test Data

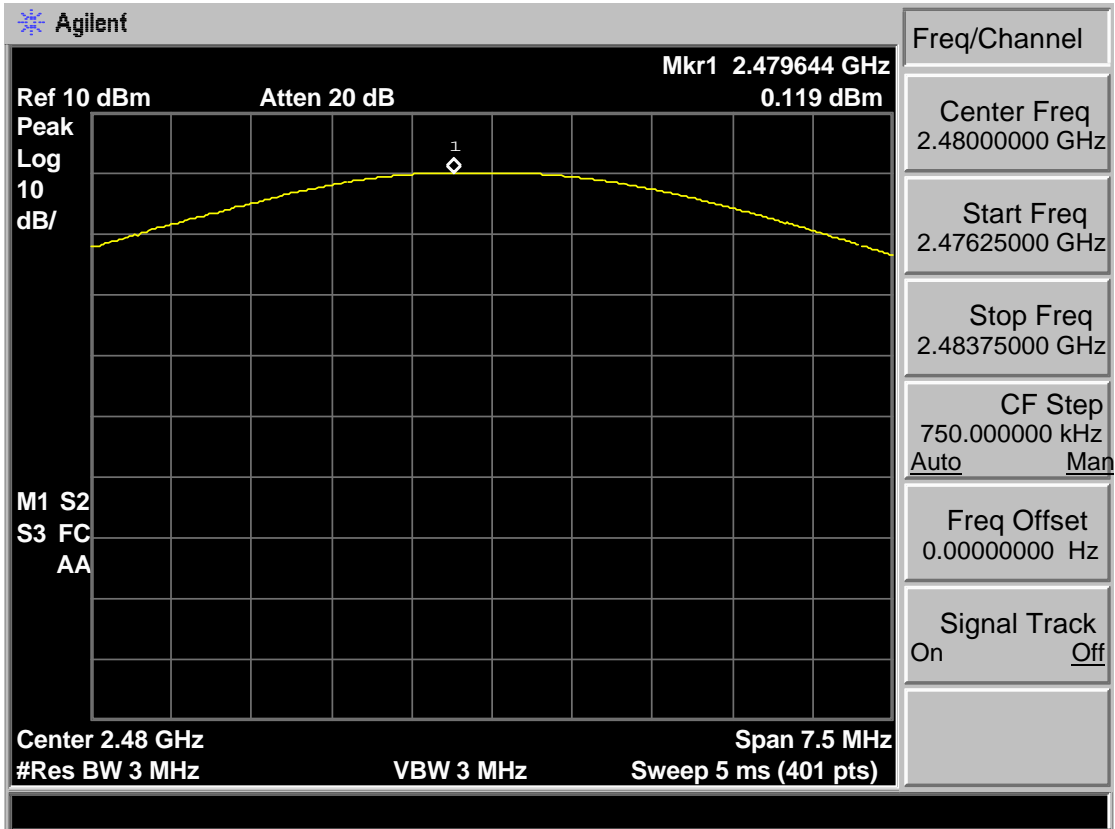
GFSK 2402 MHz



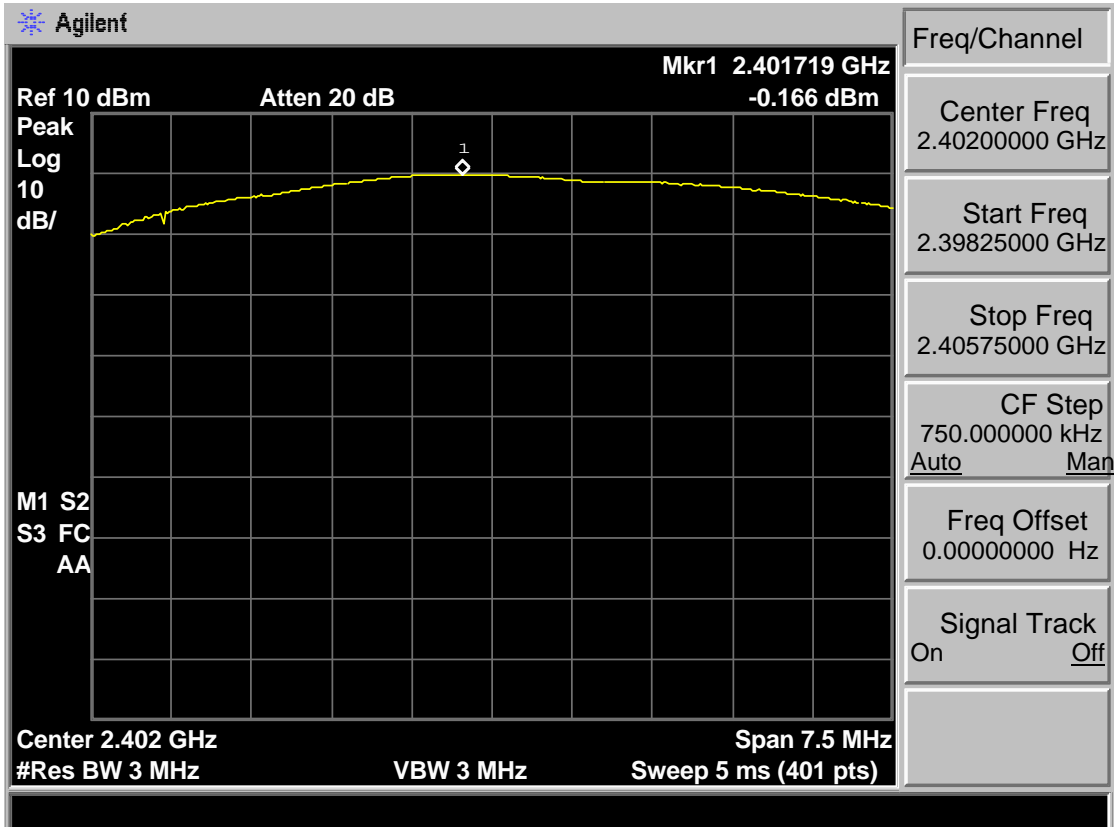
GFSK 2441 MHz



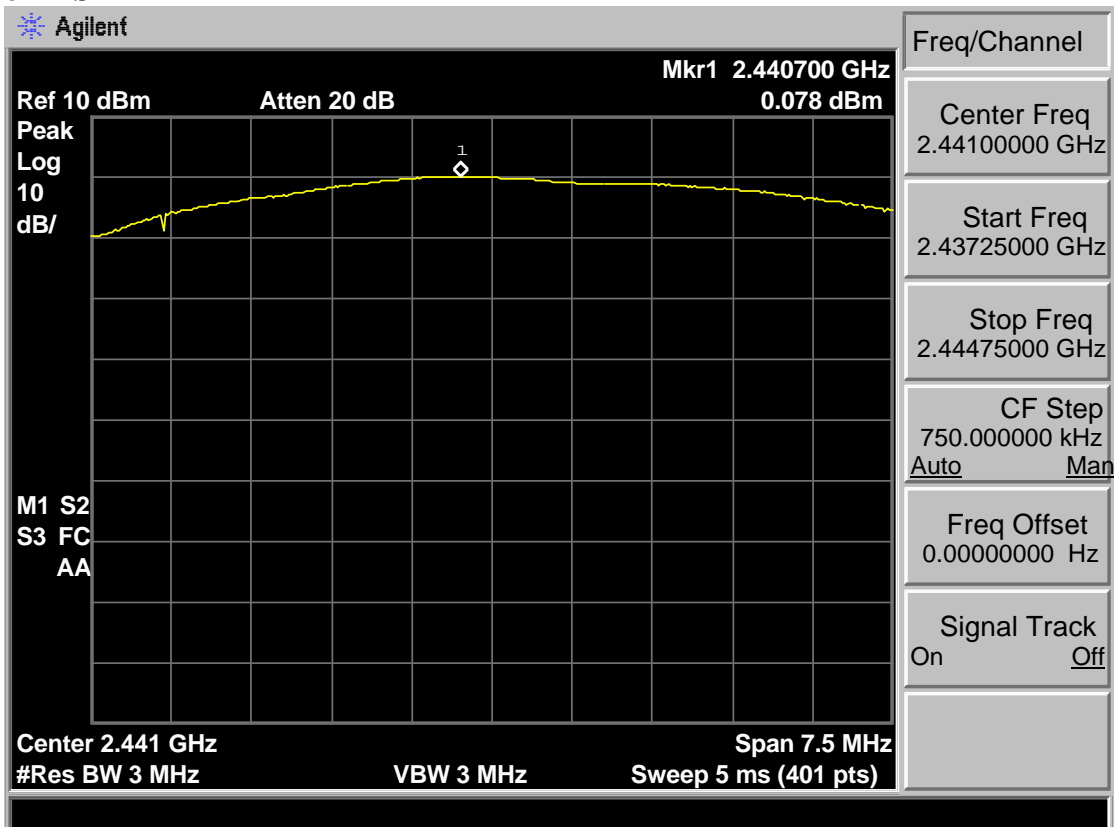
GFSK 2480 MHz



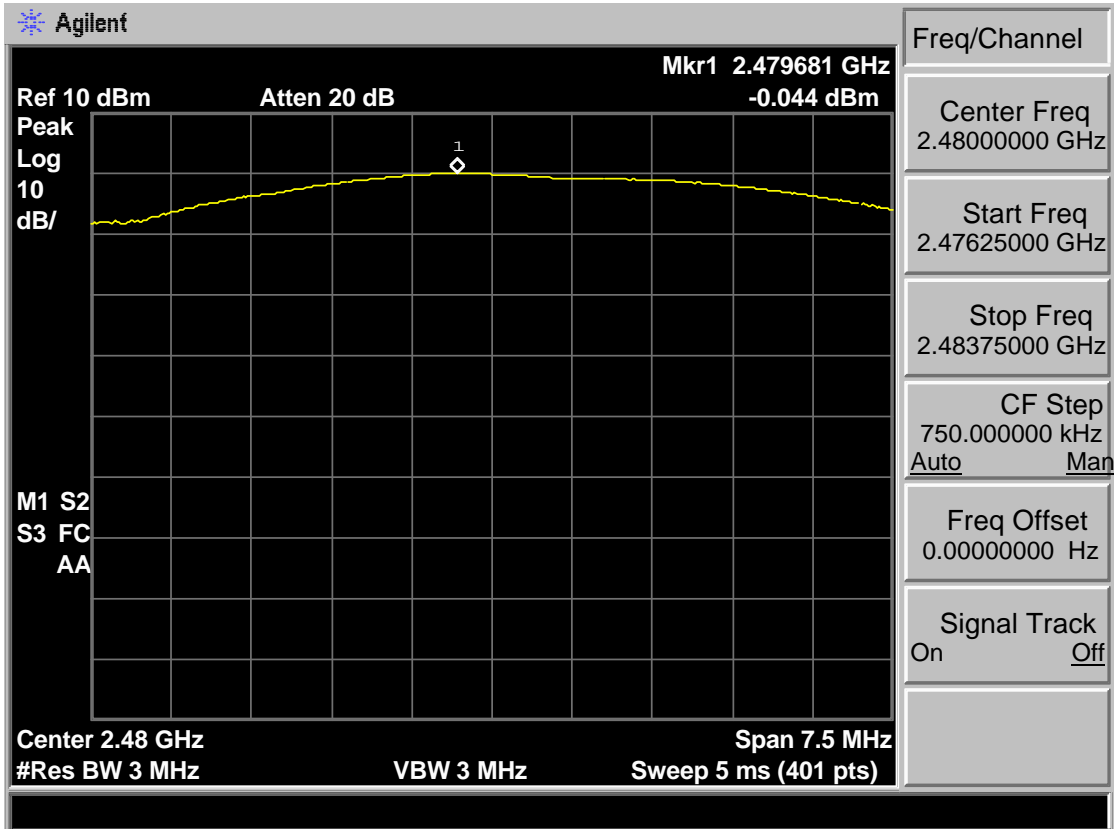
8-DPSK 2402 MHz



8-DPSK 2441 MHz



8-DPSK 2480 MHz



4. 20 DB BANDWIDTH

4.1. Limit

Intentional radiators operating under the alternative provisions to the general emission limits, as contained in §§ 15.217 through 15.257 and in Subpart E of this part, must be designed to ensure that the 20 dB bandwidth of the emission, or whatever bandwidth may otherwise be specified in the specific rule section under which the equipment operates, is contained within the frequency band designated in the rule section under which the equipment is operated.

4.2. Test Procedure

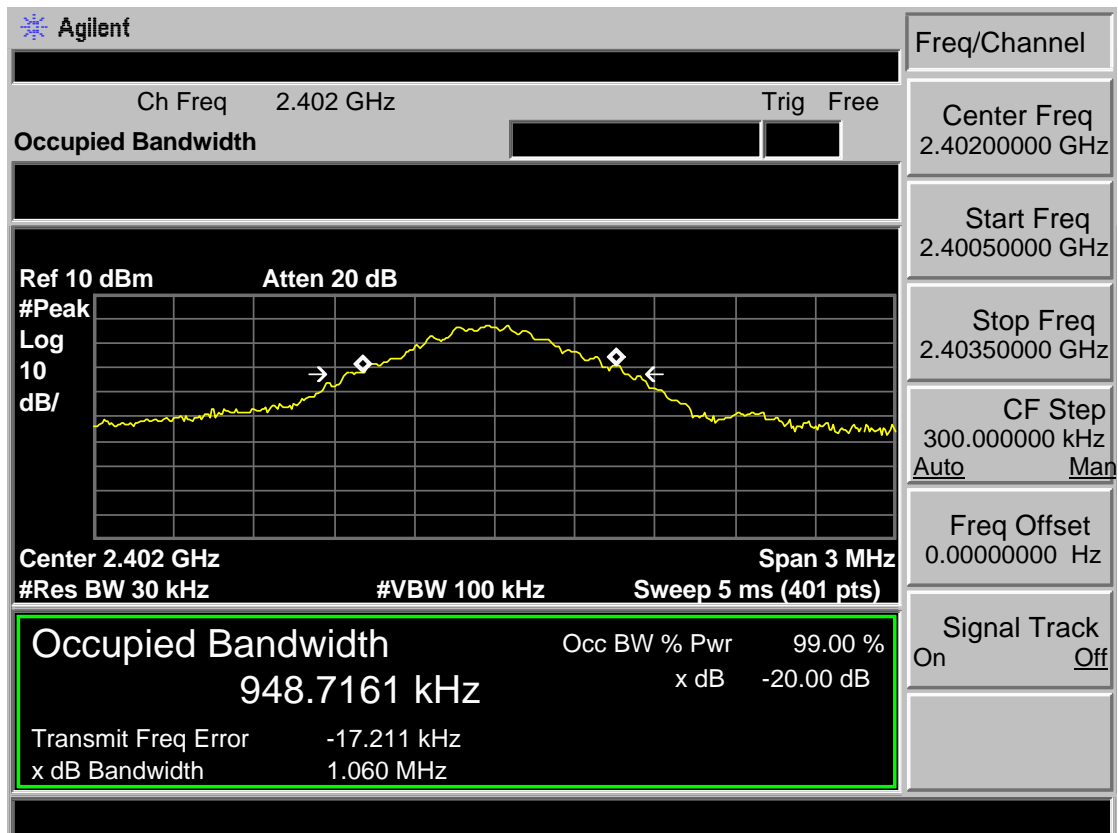
The transmitter output (antenna port) was connected to the spectrum analyzer. Connect EUT antenna terminal to the spectrum analyzer with a low loss SMA cable. The bandwidth of the fundamental frequency was measured by spectrum analyzer with 30kHz RBW and 100kHz VBW. The 20dB bandwidth is defined as the total spectrum the power of which is higher than peak power minus 20dB.

4.3. Test Result

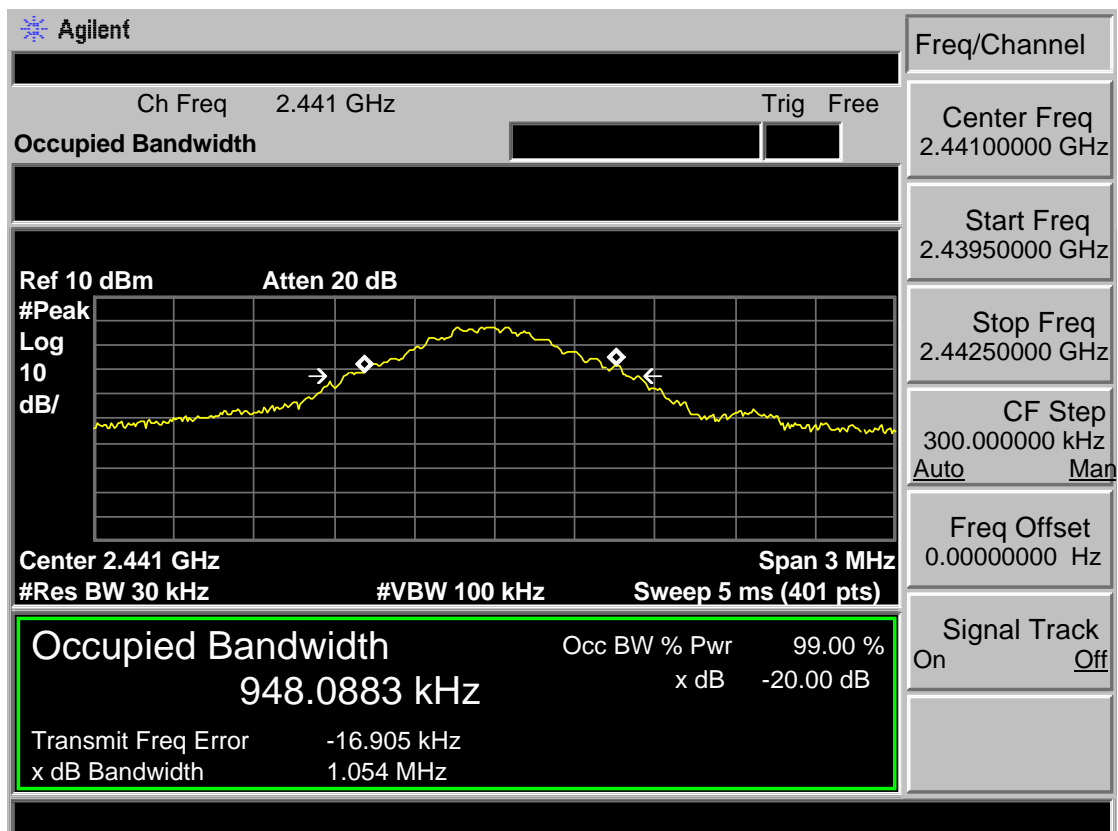
EUT: Vintage Bluetooth Speaker				
M/N: B07CWJR6YB				
Test date: 2018-10-22		Test site: RF site		Tested by: Viking
Mode	Freq (MHz)	20dB Bandwidth (MHz)	Limit (kHz)	Conclusion
GFSK	2402	1.060	/	PASS
	2441	1.054	/	PASS
	2480	1.061	/	PASS
8-DPSK	2402	1.357	/	PASS
	2441	1.356	/	PASS
	2480	1.349	/	PASS

4.4. Test Data

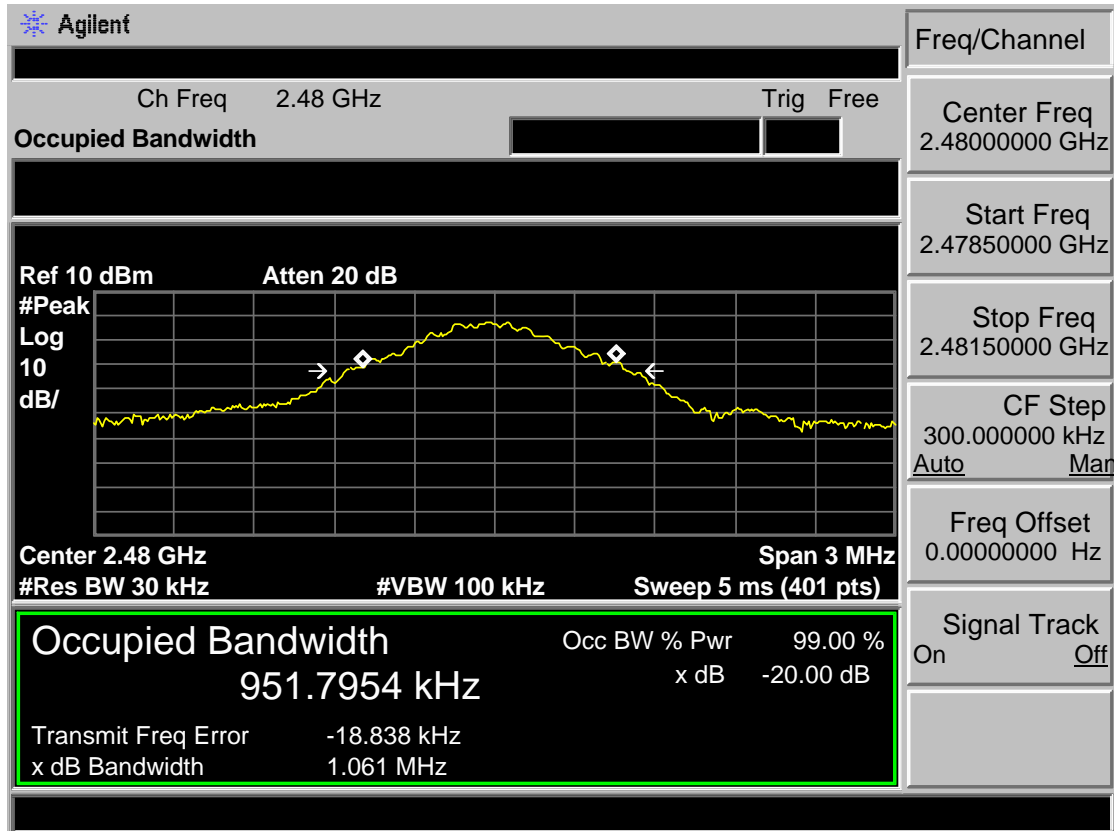
GFSK 2402MHz



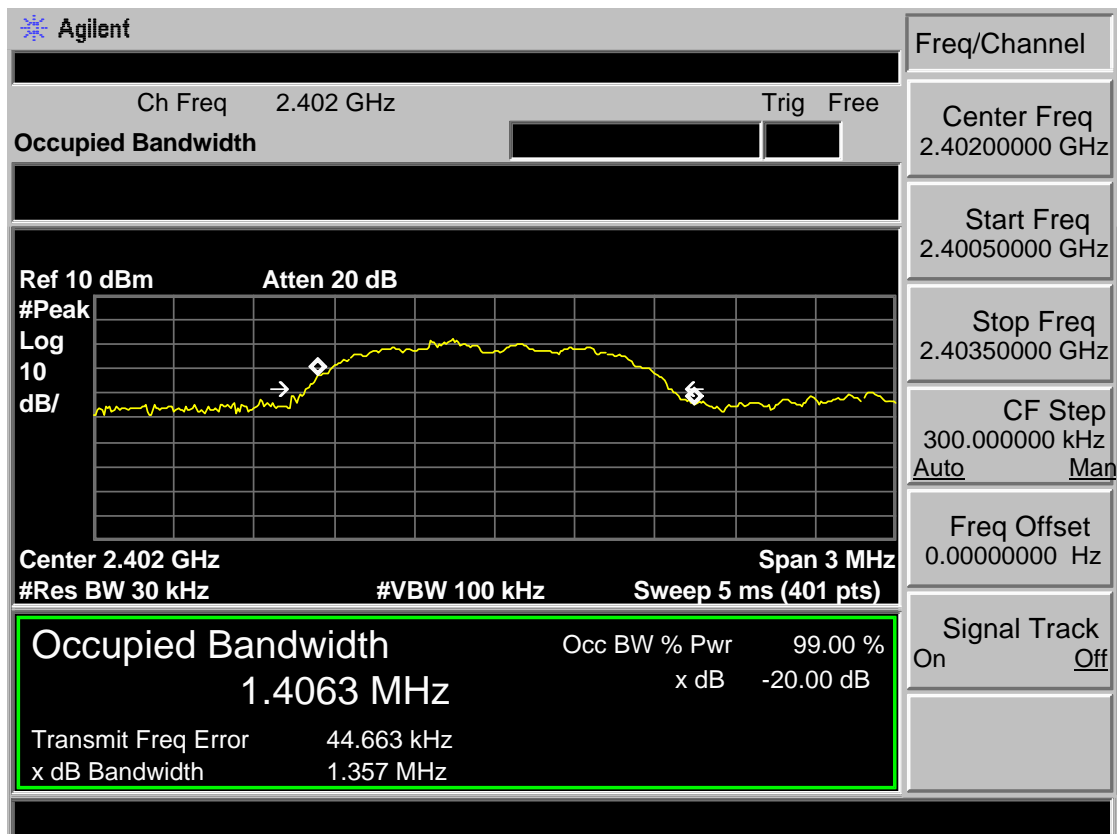
GFSK 2441MHz



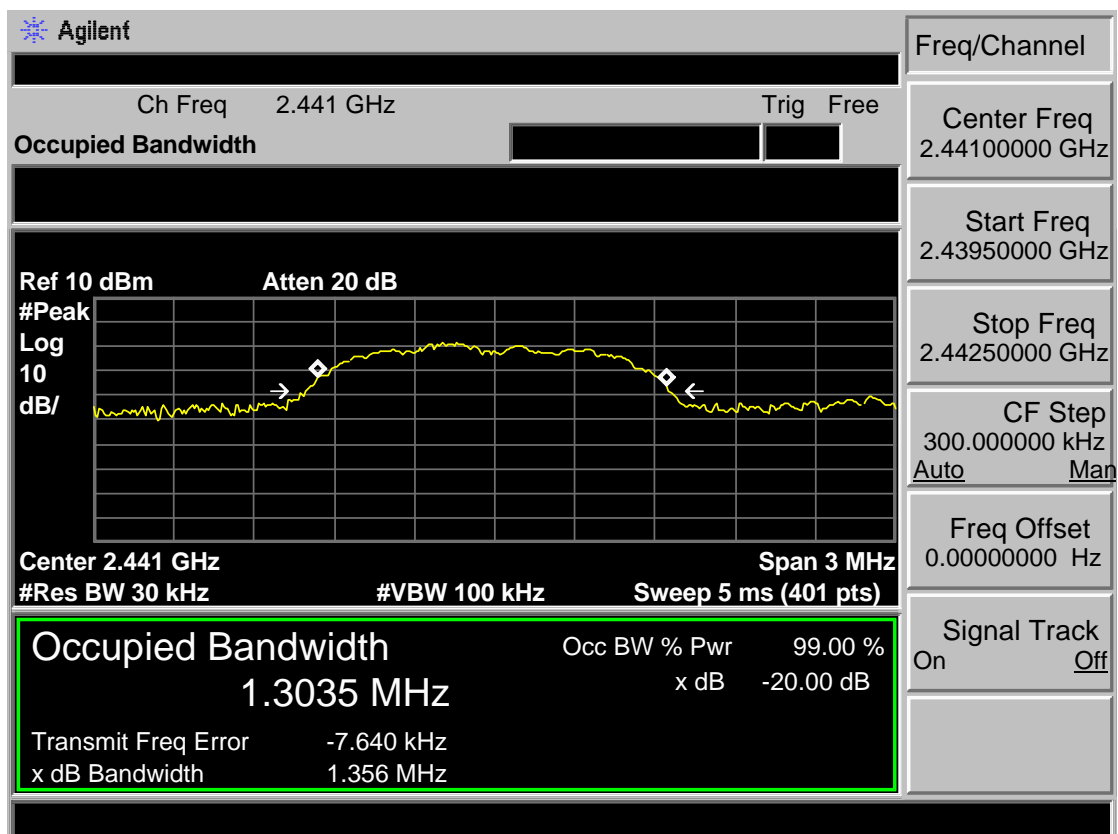
GFSK 2480MHz



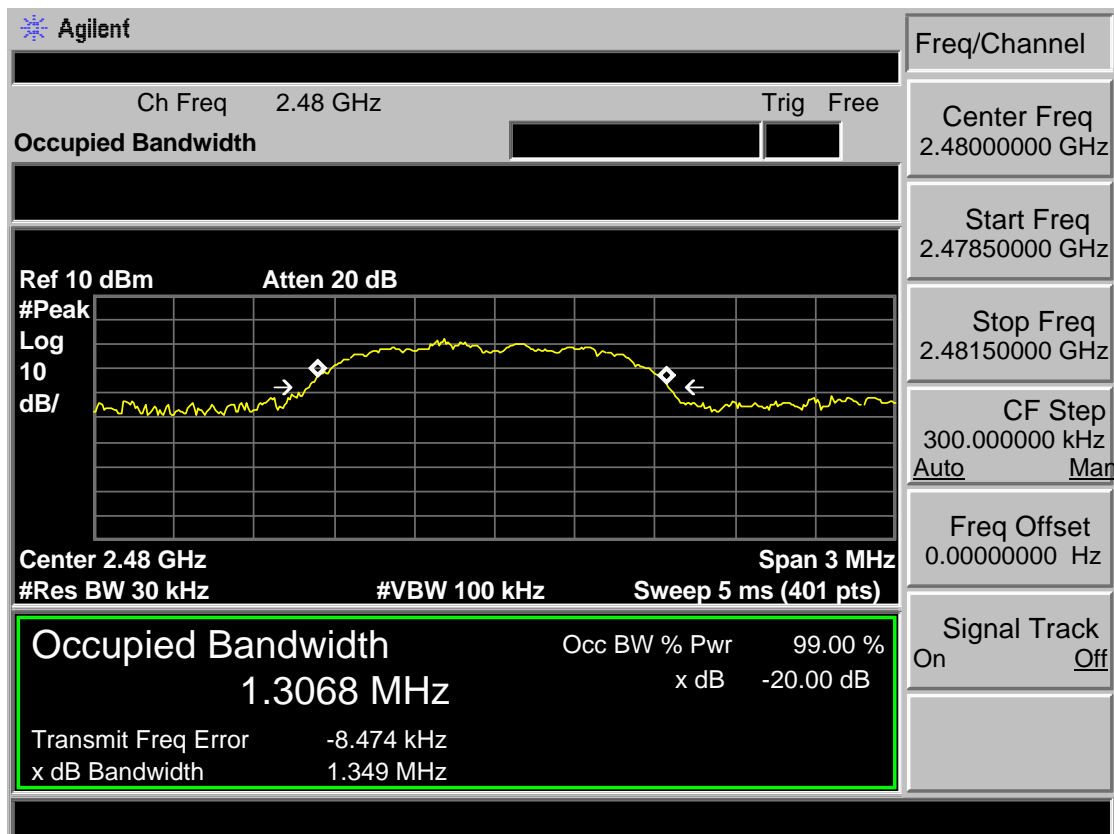
8-DPSK 2402MHz



8-DPSK 2441MHz



8-DPSK 2480MHz



5. CARRIER FREQUENCY SEPARATION

5.1. Limit

Frequency hopping systems shall have hopping channel carrier frequencies separated by a minimum of 25 kHz or the 20 dB bandwidth of the hopping channel, whichever is greater. Alternatively, frequency hopping systems operating in the 2400-2483.5 MHz band may have hopping channel carrier frequencies that are separated by 25 kHz or two-thirds of the 20 dB bandwidth of the hopping channel, whichever is greater, provided the systems operate with an output power no greater than 125 mW.

5.2. Test Procedure

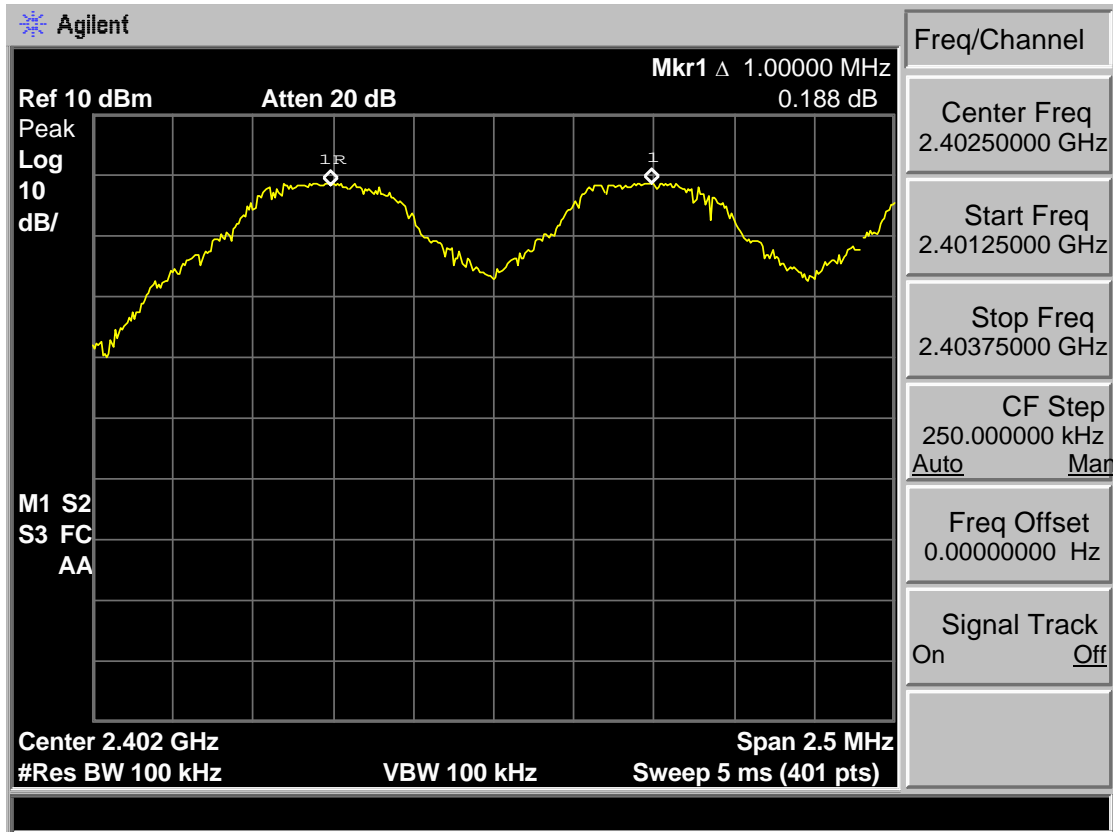
The transmitter output (antenna port) was connected to the spectrum analyzer. Connect EUT antenna terminal to the spectrum analyzer with a low loss SMA cable. The carrier frequency was measured by spectrum analyzer with 100kHz RBW and 100kHz VBW.

5.3. Test Result

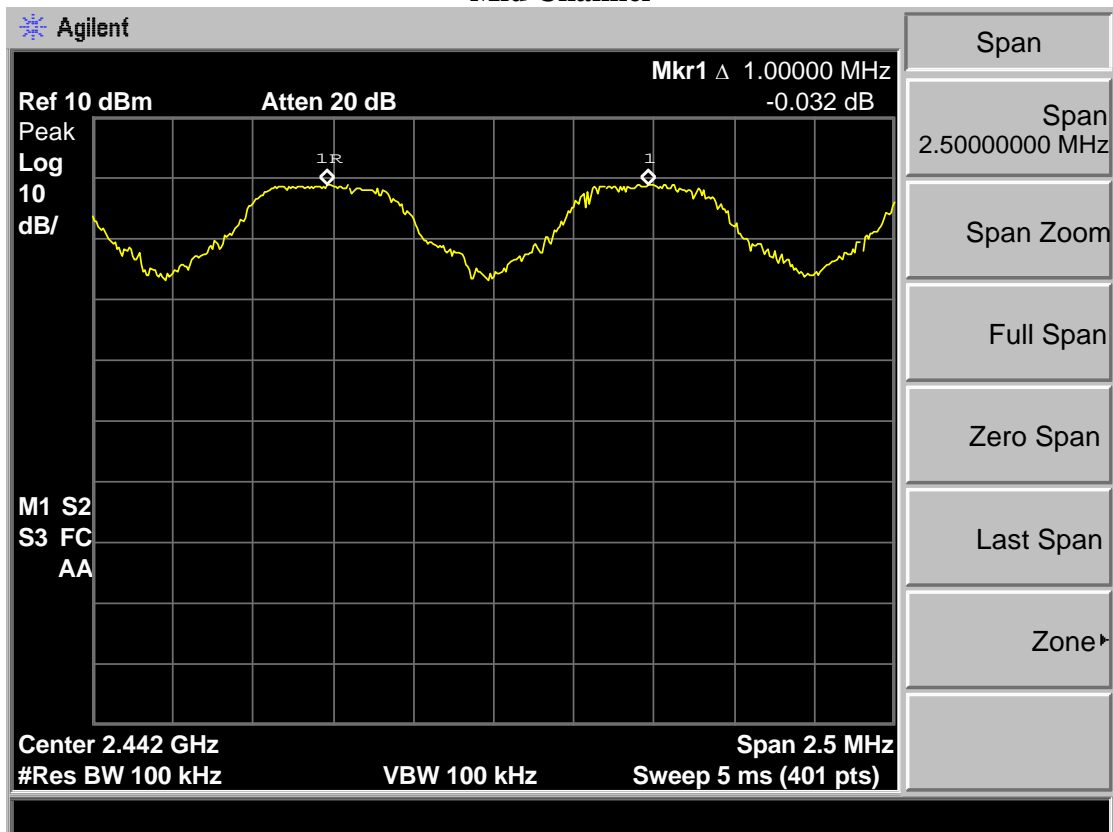
EUT: Vintage Bluetooth Speaker				
M/N: B07CWJR6YB				
Test date: 2018-10-22			Test site: RF site	Tested by: Viking
Mode	Channel	Channel separation (MHz)	Limit	Conclusion
GFSK	Low CH	1.000	> 2/3 of the 20dB Bandwidth or 25[kHz](whichever is greater)	PASS
	Mid CH	1.000		PASS
	High CH	1.000		PASS
8-DPSK	Low CH	1.000		PASS
	Mid CH	1.000		PASS
	High CH	1.000		PASS

5.4. Test Data

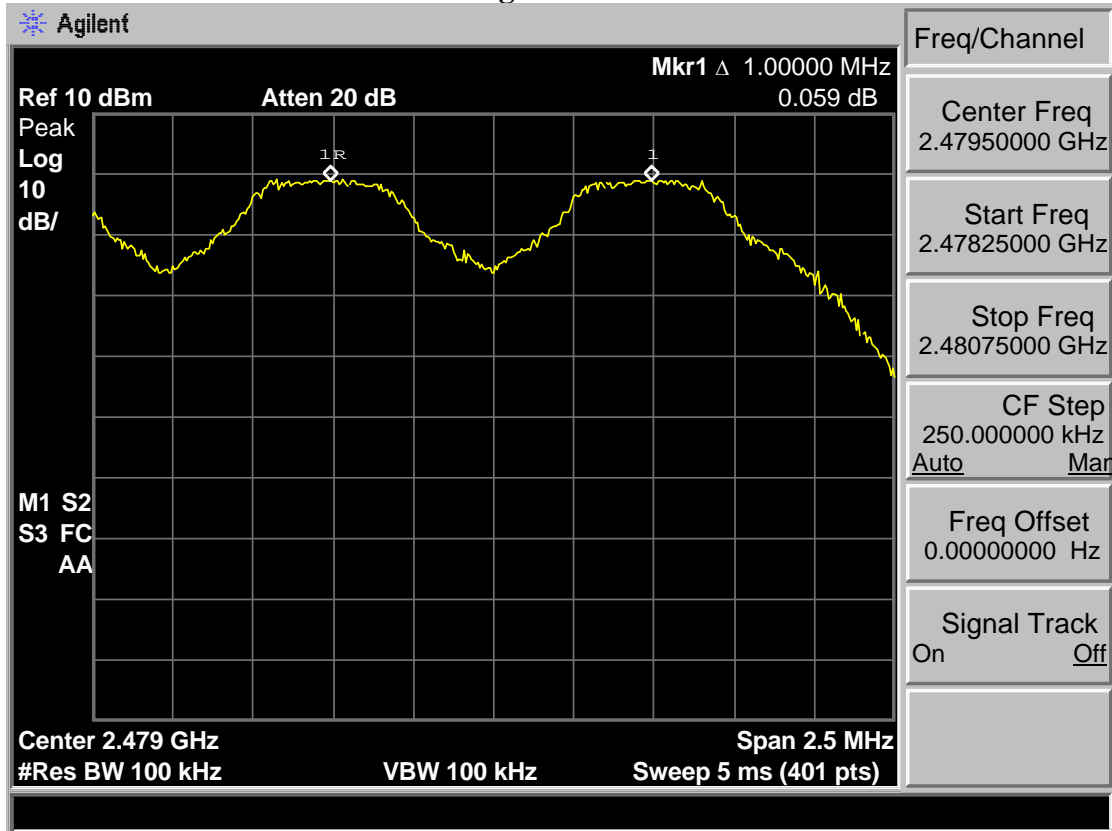
GFSK
Low Channel



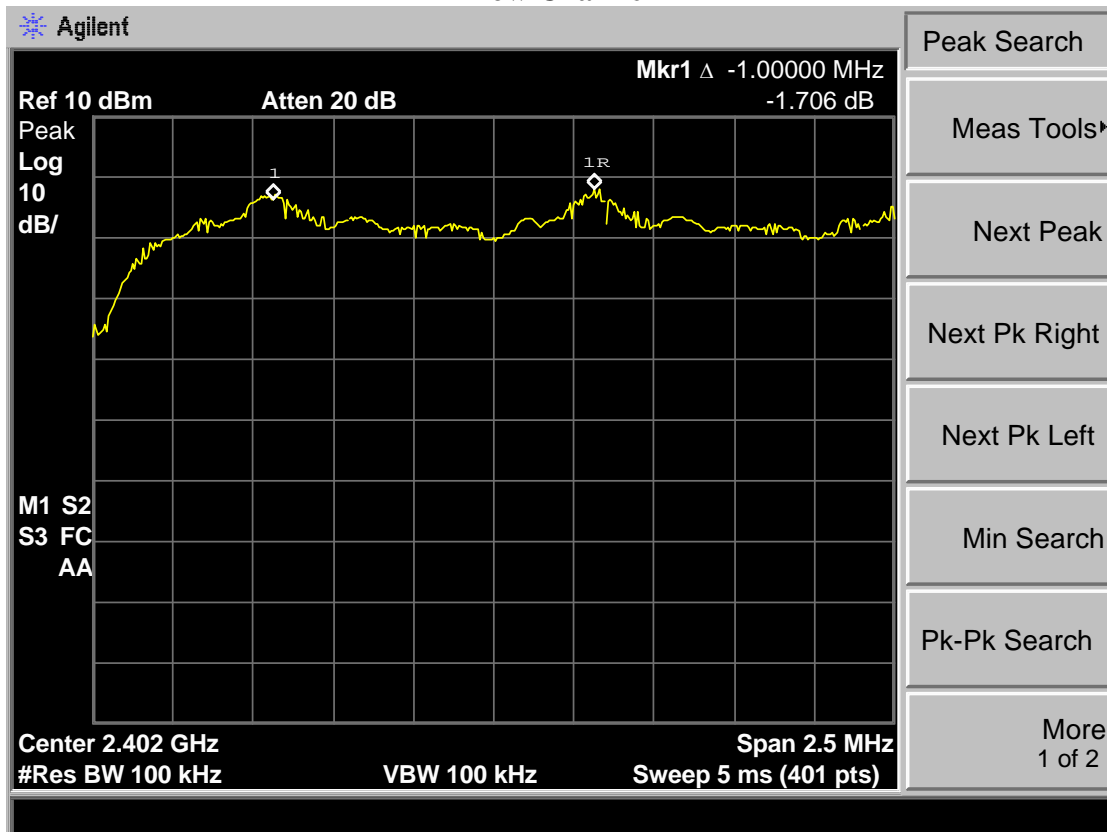
Mid Channel



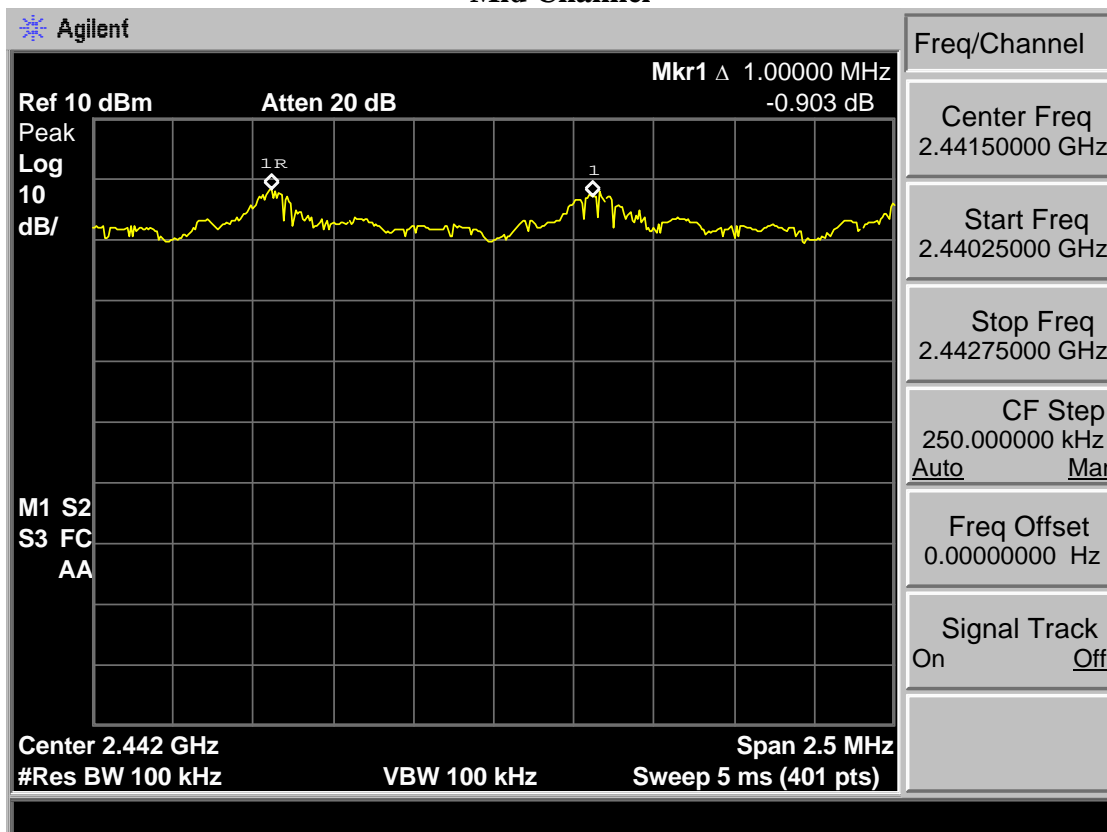
High Channel



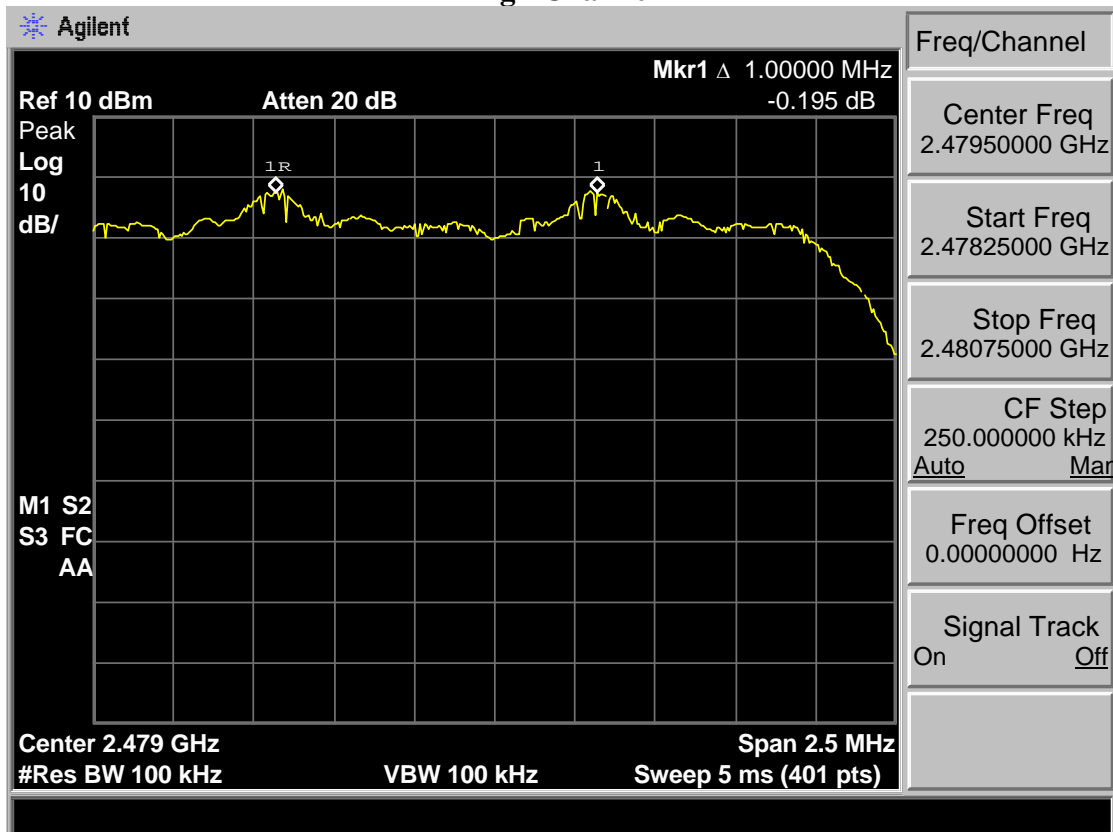
8-DPSK Low Channel



Mid Channel



High Channel



6. NUMBER OF HOPPING CHANNEL

6.1. Limit

Frequency hopping systems in the 2400-2483.5 MHz band shall use at least 15 channels

6.2. Test Procedure

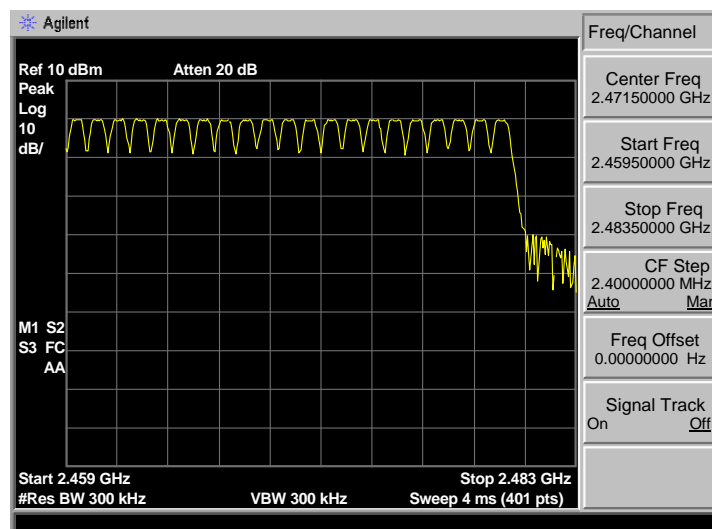
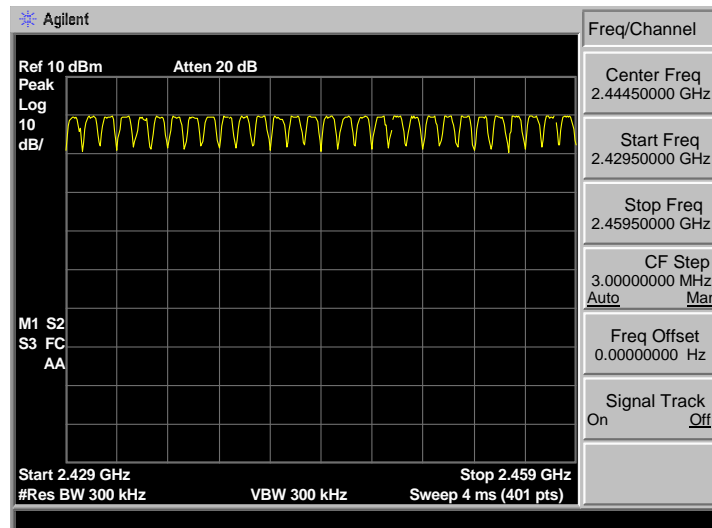
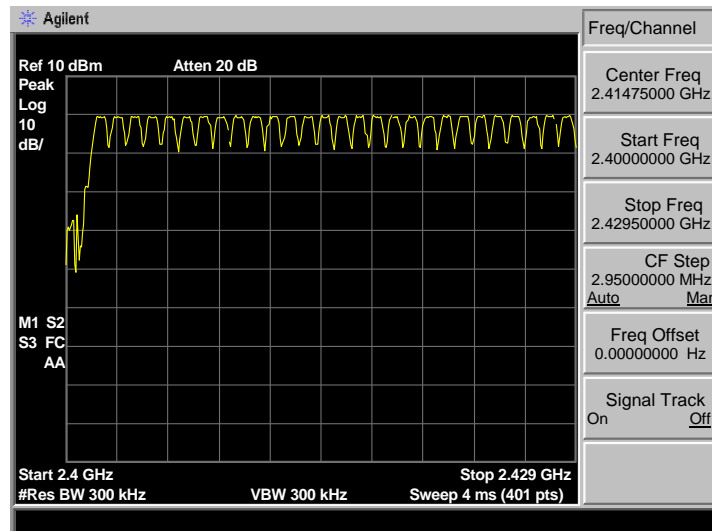
The transmitter output (antenna port) was connected to the spectrum analyzer. Connect EUT antenna terminal to the spectrum analyzer with a low loss SMA cable. The number of hopping channel was measured by spectrum analyzer with 300kHz RBW and 300kHz VBW.

6.3. Test Result

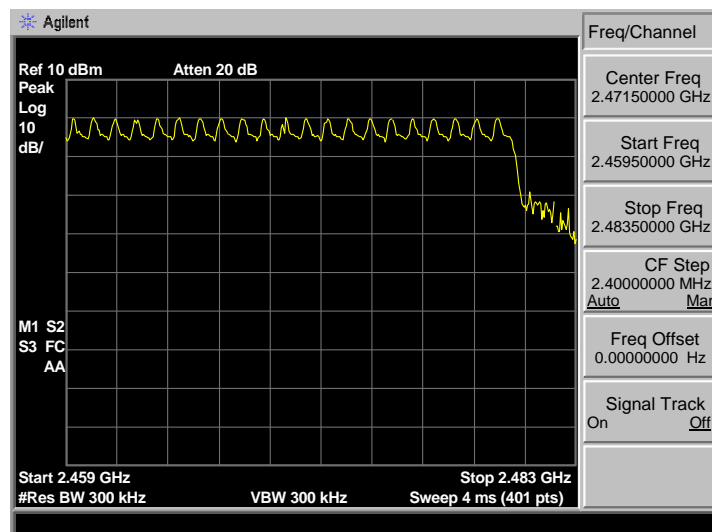
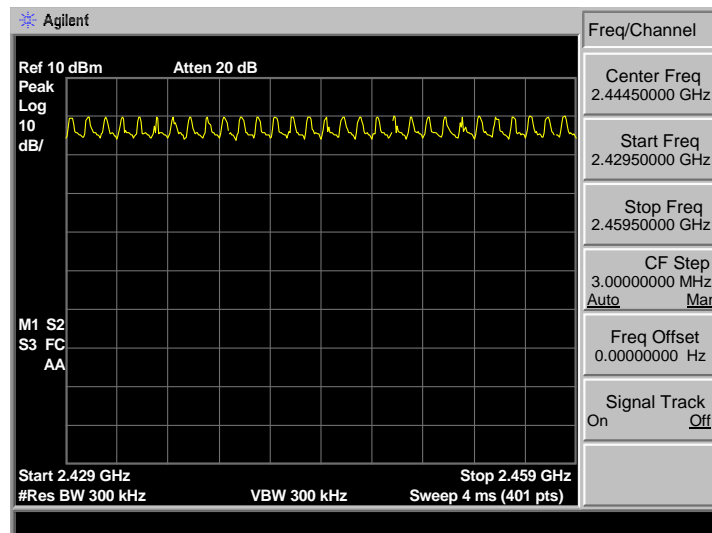
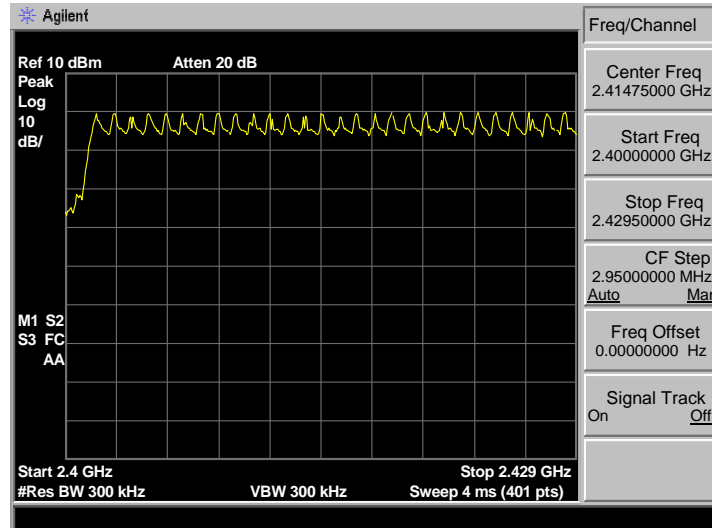
EUT: Vintage Bluetooth Speaker			
M/N: B07CWJR6YB			
Test date: 2018-10-22		Test site: RF site	Tested by: Viking
Mode	Number of hopping channel	Limit	Conclusion
GFSK	79	>15	PASS
8-DPSK	79	>15	PASS

6.4. Test Data

GFSK



8-DPSK



7. DWELL TIME

7.1. Limit

The average time of occupancy on any channel shall not be greater than 0.4 seconds within a period of 0.4 seconds multiplied by the number of hopping channels employed.

7.2. Test Procedure

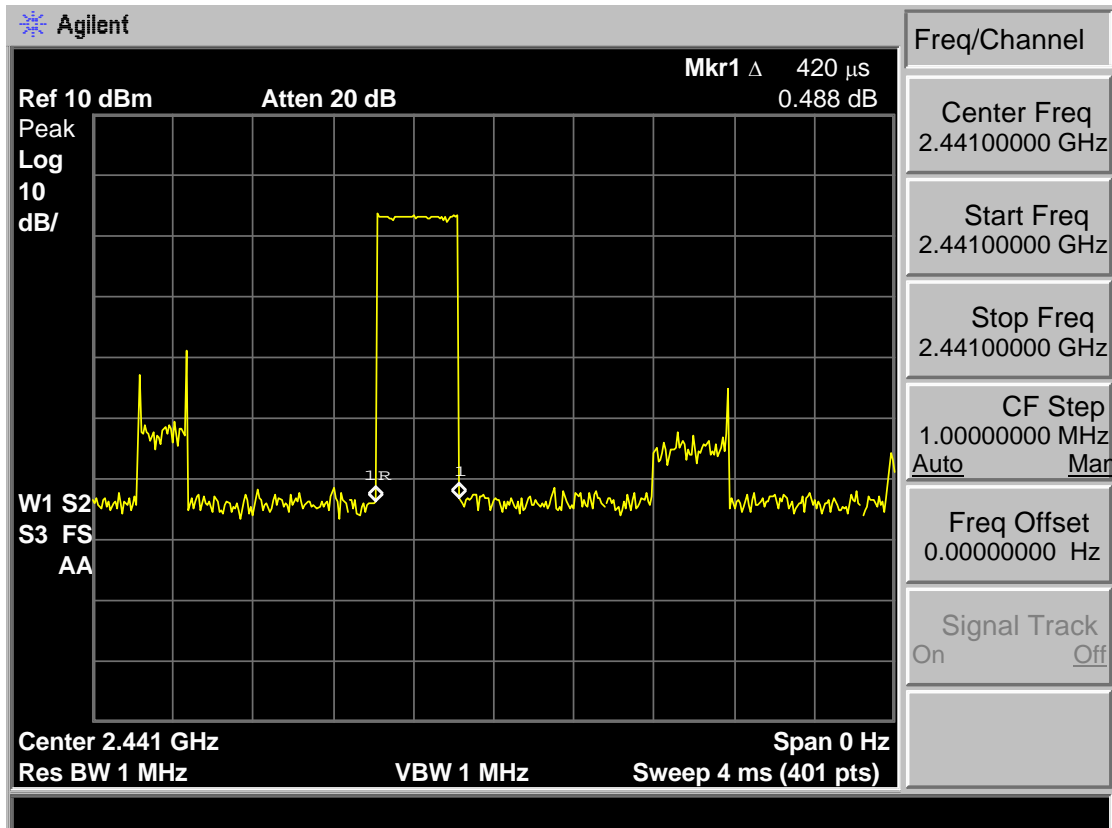
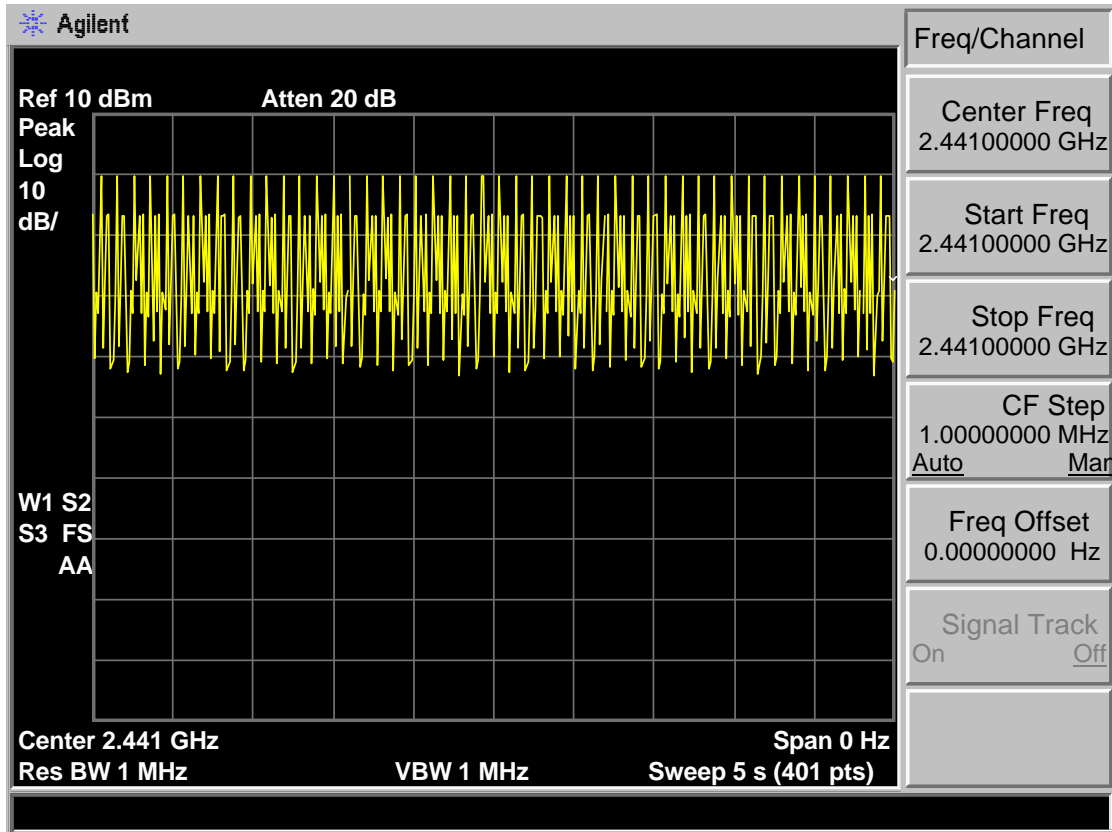
1. The transmitter output (antenna port) was connected to the spectrum analyzer. Connect EUT antenna terminal to the spectrum analyzer with a low loss SMA cable.
2. Set the EUT to proper test mode with relative test software and hardware.
3. Spectrum analyzer setting: Centered Frequency = measured channel, RBW = 1MHz, VBW= 1MHz, Frequency Span = 0 Hz.
4. Set sweep time properly to capture the entire dwell time per hopping channel.
5. Set detector type to Peak and trace mode to Max Hold and make the measurement.
6. Repeat step 3-5 until all channels measured were complete.

7.3. Test Result

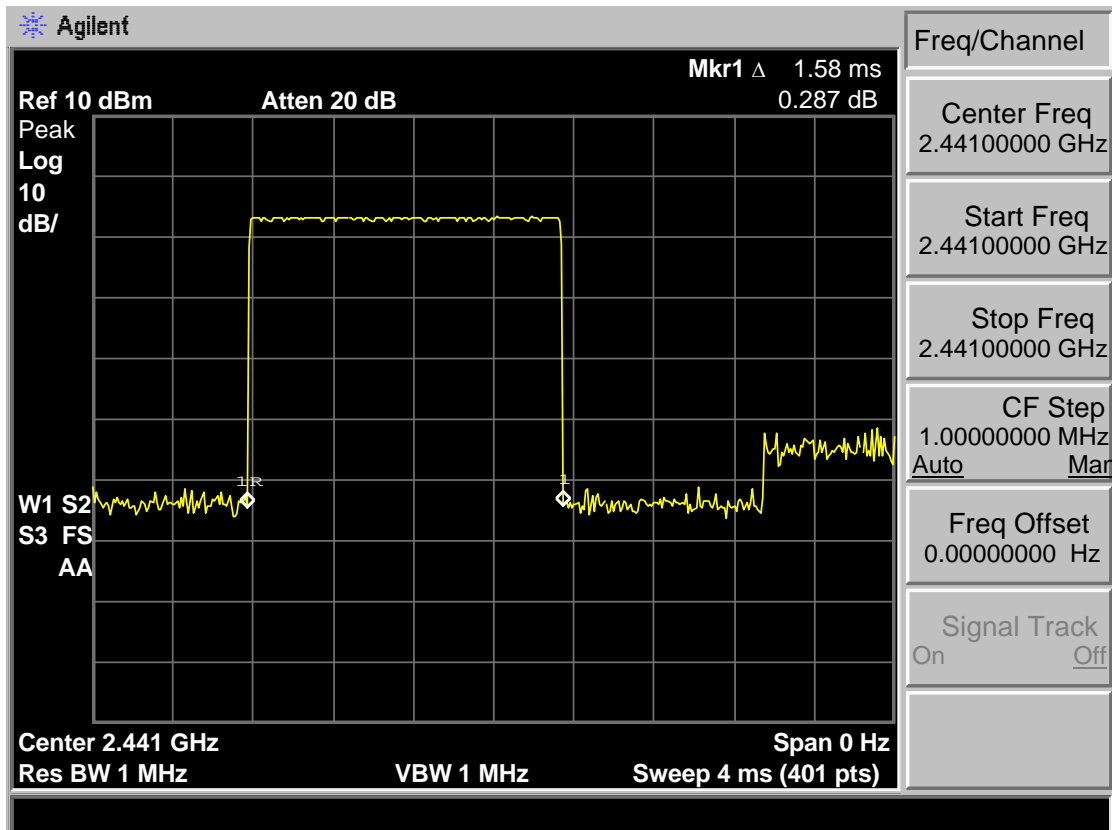
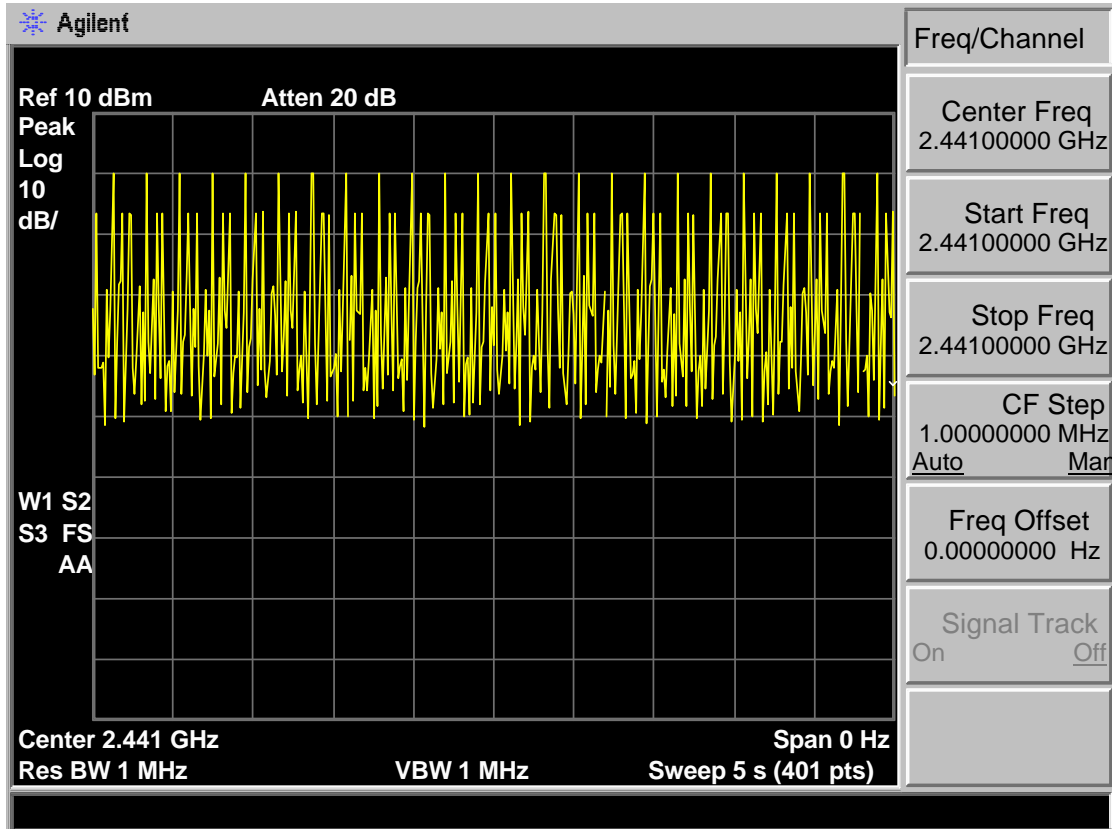
EUT: Vintage Bluetooth Speaker						
M/N: B07CWJR6YB						
Test date: 2018-10-22		Test site: RF site		Tested by: Viking		
Mode	Hopping number	Measure time (s)	Burst on time (ms)	Dwell time (ms)	Limit	Conclusion
GFSK DH1	48	5	0.42	127.41	<400ms	PASS
GFSK DH3	24	5	1.58	239.65	<400ms	PASS
GFSK DH5	16	5	2.82	285.16	<400ms	PASS
8-DPSK 3DH1	48	5	0.43	130.44	<400ms	PASS
8-DPSK 3DH3	24	5	1.79	271.51	<400ms	PASS
8-DPSK 3DH5	16	5	2.82	285.16	<400ms	PASS
Dwell time = Hopping number/measure time *0.4*79*burst on time.						

7.4. Test Data

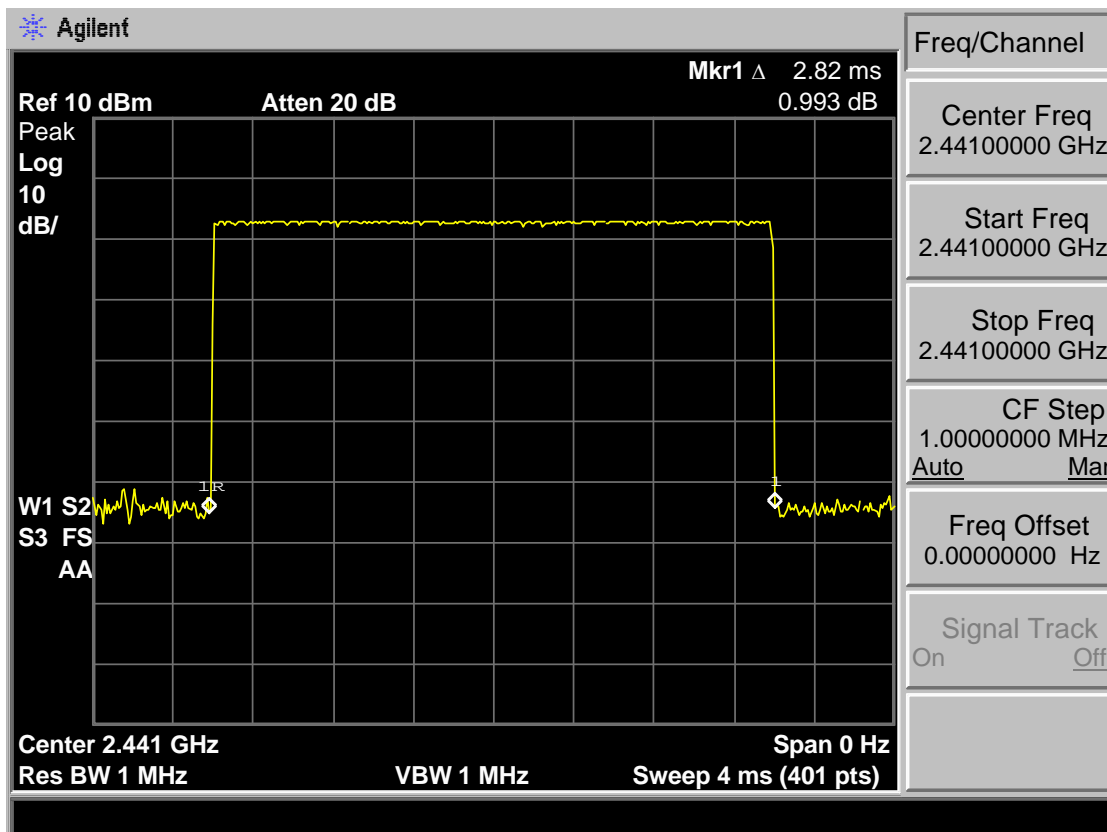
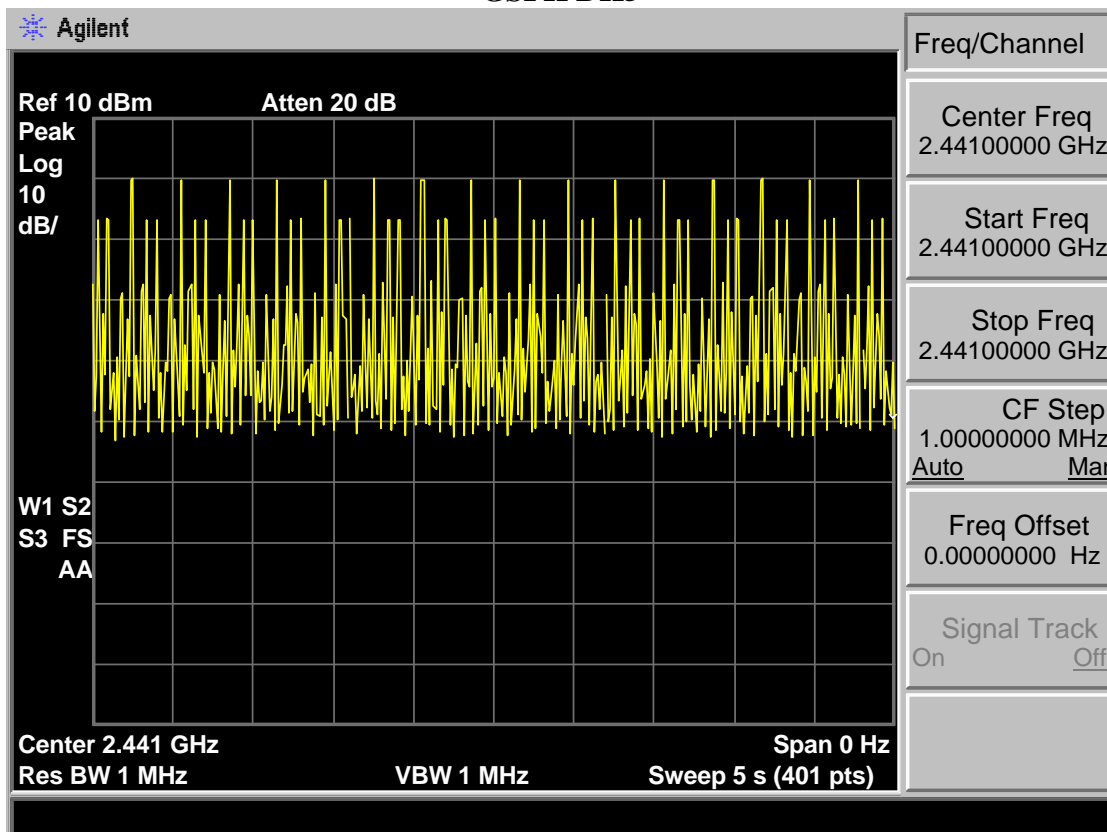
GFSK DH1



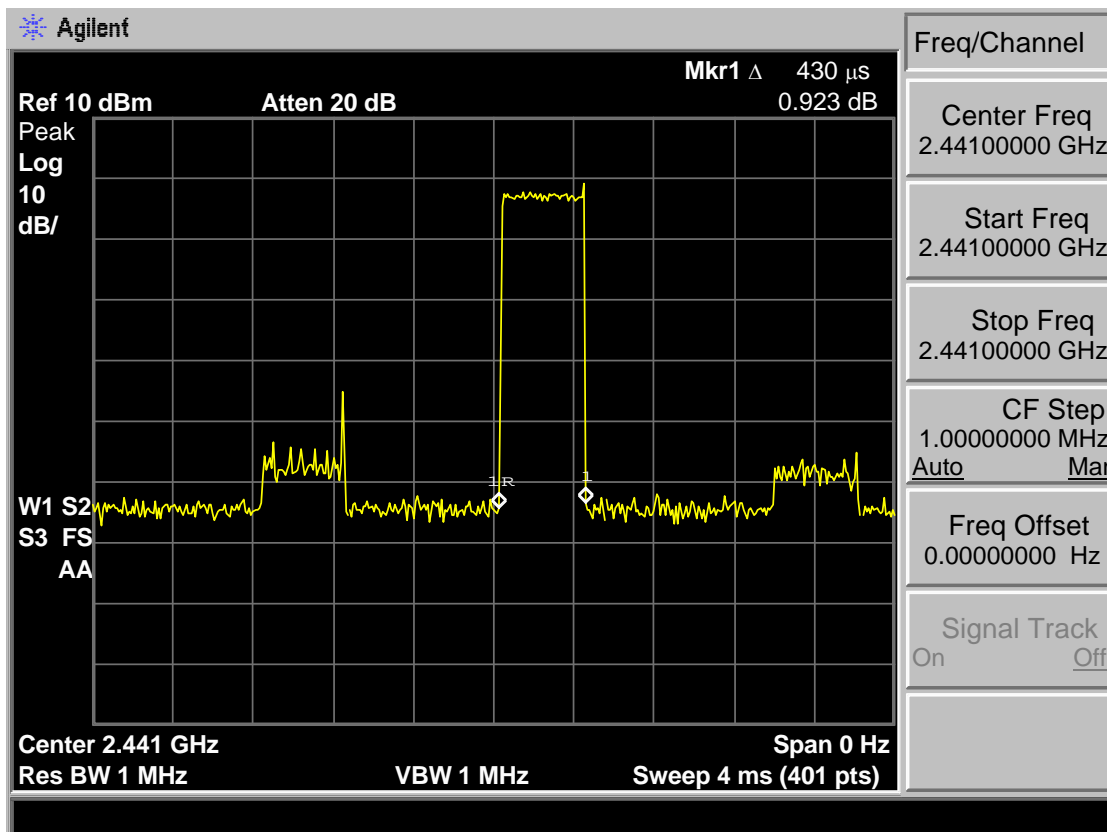
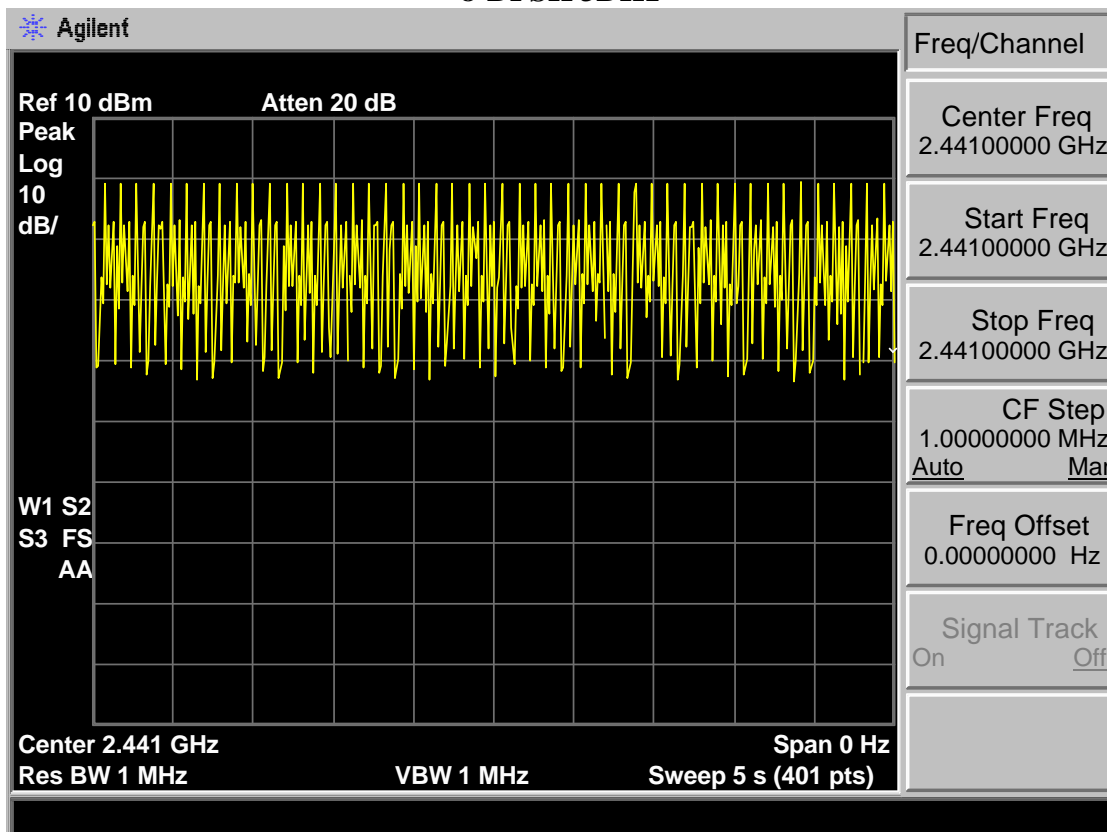
GFSK DH3



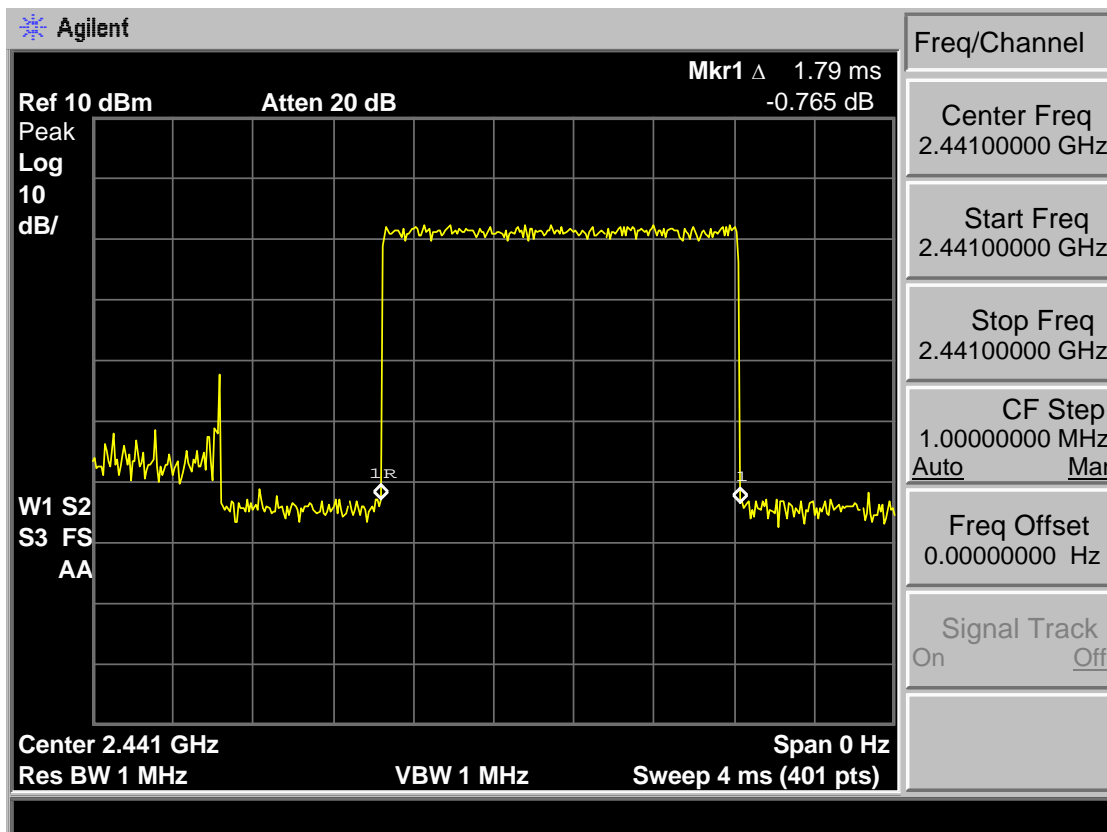
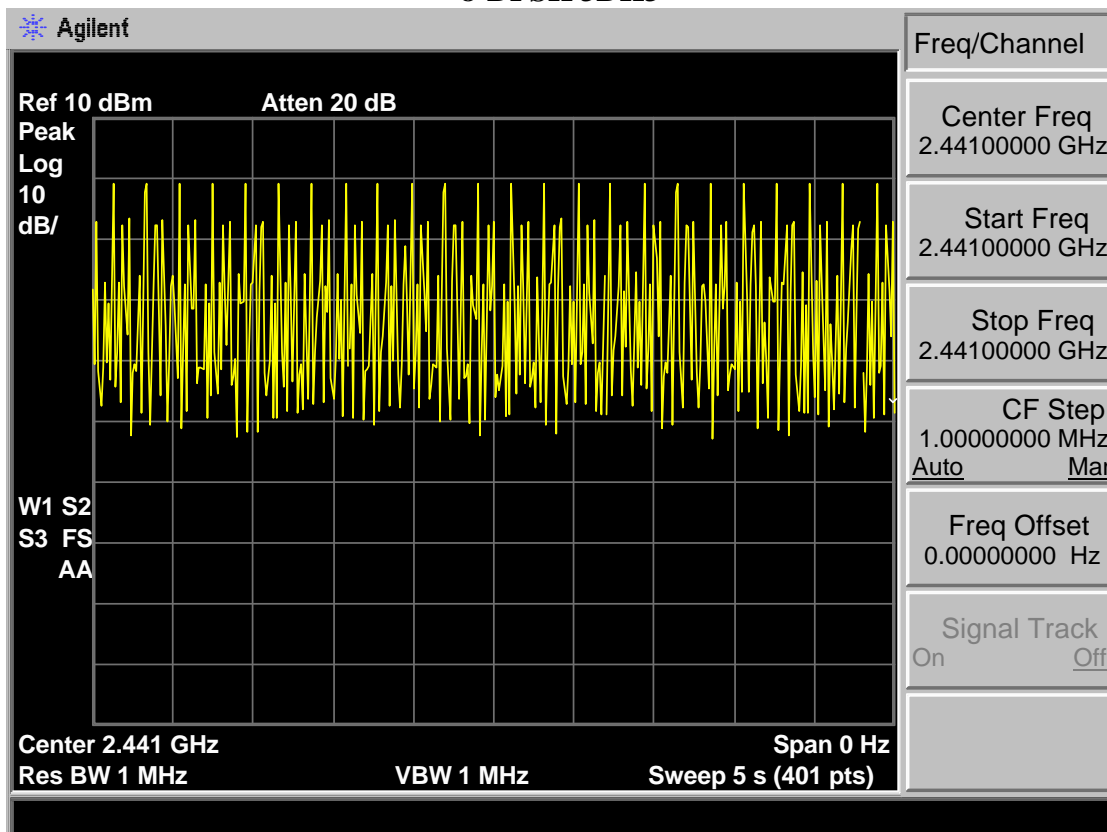
GSFK DH5



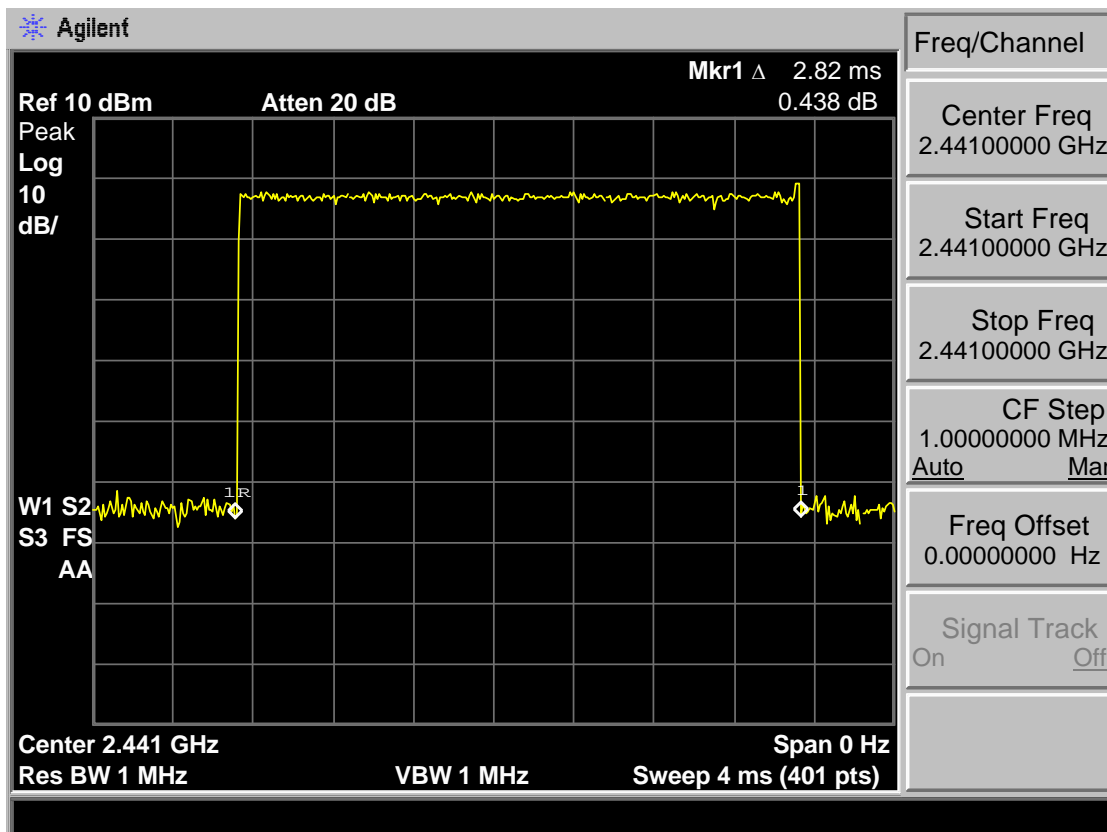
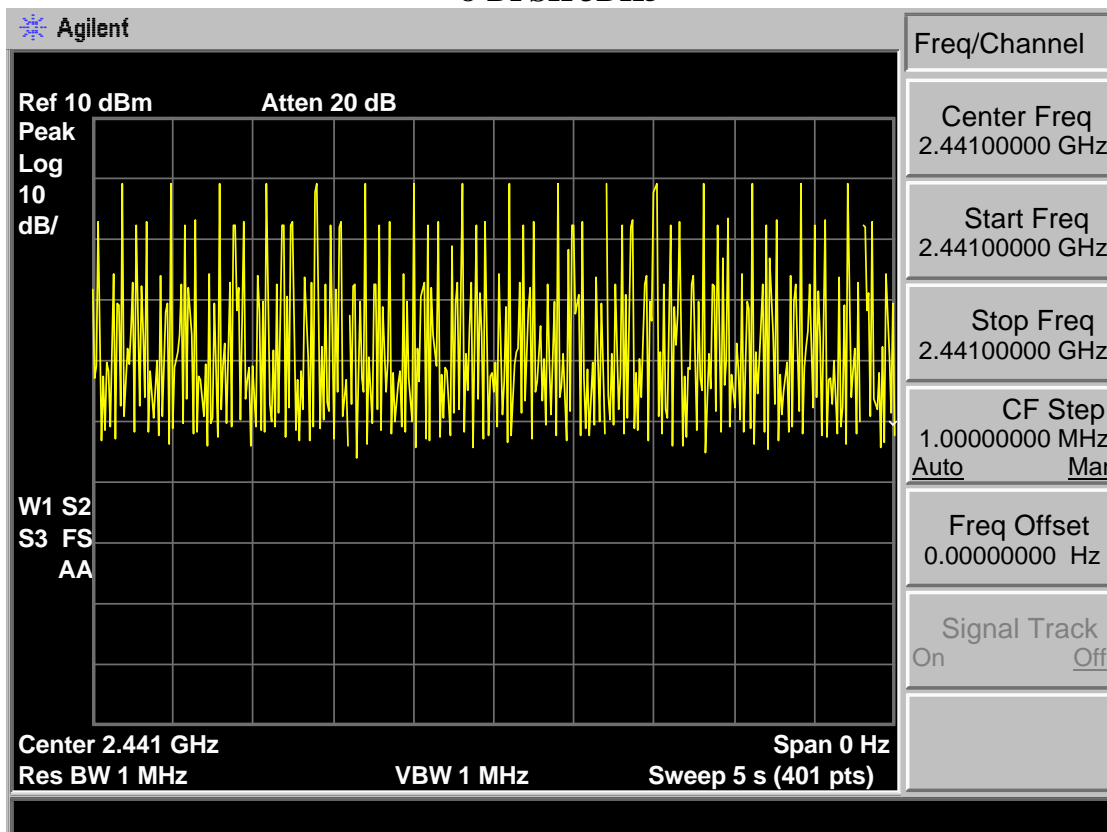
8-DPSK 3DH1



8-DPSK 3DH3



8-DPSK 3DH5



8. RADIATED EMISSIONS

8.1. Limit

All the emissions appearing within 15.205 restricted frequency bands shall not exceed the limits shown in 15.209, all the other emissions shall be at least 20dB below the fundamental emissions, or comply with 15.209 limits.

15.205 Restricted frequency band

MHz	MHz	MHz	GHz
0.090 - 0.110	16.42 - 16.423	399.9 - 410	4.5 - 5.15
¹ 0.495 - 0.505	16.69475 - 16.69525	608 - 614	5.35 - 5.46
2.1735 - 2.1905	16.80425 - 16.80475	960 - 1240	7.25 - 7.75
4.125 - 4.128	25.5 - 25.67	1300 - 1427	8.025 - 8.5
4.17725 - 4.17775	37.5 - 38.25	1435 - 1626.5	9.0 - 9.2
4.20725 - 4.20775	73 - 74.6	1645.5 - 1646.5	9.3 - 9.5
6.215 - 6.218	74.8 - 75.2	1660 - 1710	10.6 - 12.7
6.26775 - 6.26825	108 - 121.94	1718.8 - 1722.2	13.25 - 13.4
6.31175 - 6.31225	123 - 138	2200 - 2300	14.47 - 14.5
8.291 - 8.294	149.9 - 150.05	2310 - 2390	15.35 - 16.2
8.362 - 8.366	156.52475 - 156.52525	2483.5 - 2500	17.7 - 21.4
8.37625 - 8.38675	156.7 - 156.9	2690 - 2900	22.01 - 23.12
8.41425 - 8.41475	162.0125 - 167.17	3260 - 3267	23.6 - 24.0
12.29 - 12.293	167.72 - 173.2	3332 - 3339	31.2 - 31.8
12.51975 - 12.52025	240 - 285	3345.8 - 3358	36.43 - 36.5
12.57675 - 12.57725	322 - 335.4	3600 - 4400	(²)

15.209 Limit

Frequency (MHz)	Field Strength(μ V/m)	Distance(m)
0.009-0.490	2400/F(kHz)	300
0.490-1.705	24000/F(kHz)	30
1.705-30	30	30
30-88	100	3
88-216	150	3
216-960	200	3
Above 960	500	3

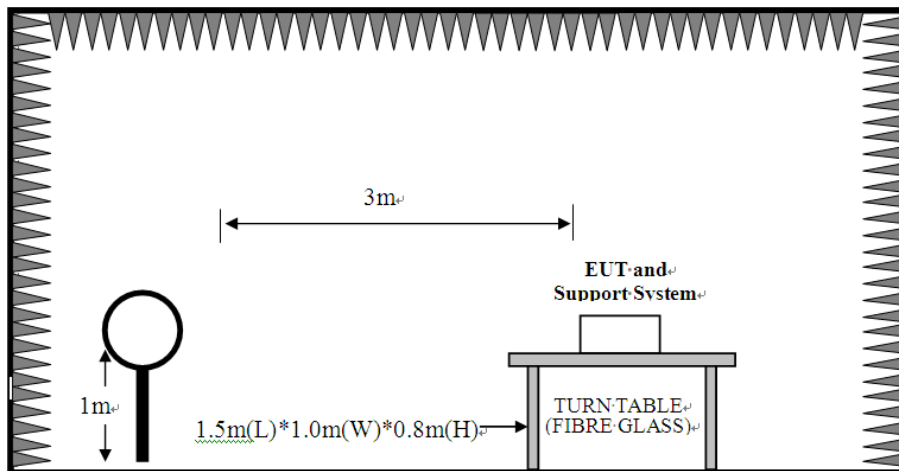
Remark : (1) Emission level $\text{dB}\mu\text{V} = 20 \log \text{Emission level } \mu\text{V/m}$

(2) The smaller limit shall apply at the cross point between two frequency bands.

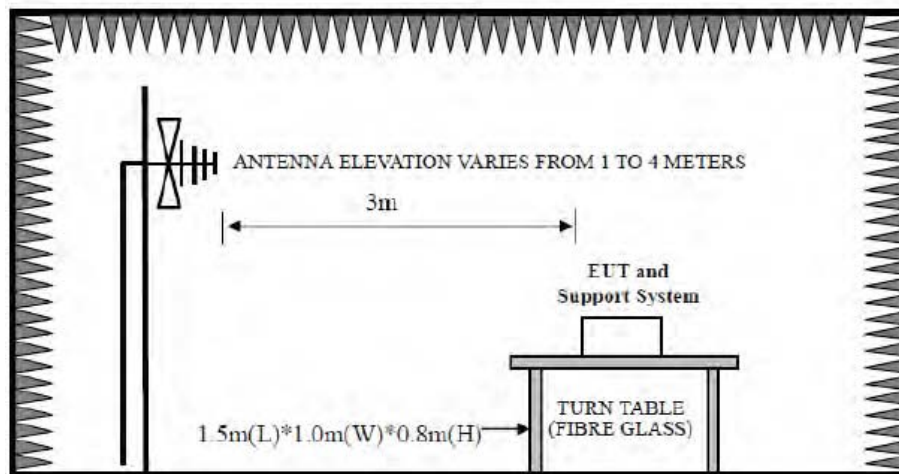
(3) Distance is the distance in meters between the measuring instrument, antenna and the closest point of any part of the device or system.

8.2. Block Diagram of Test setup

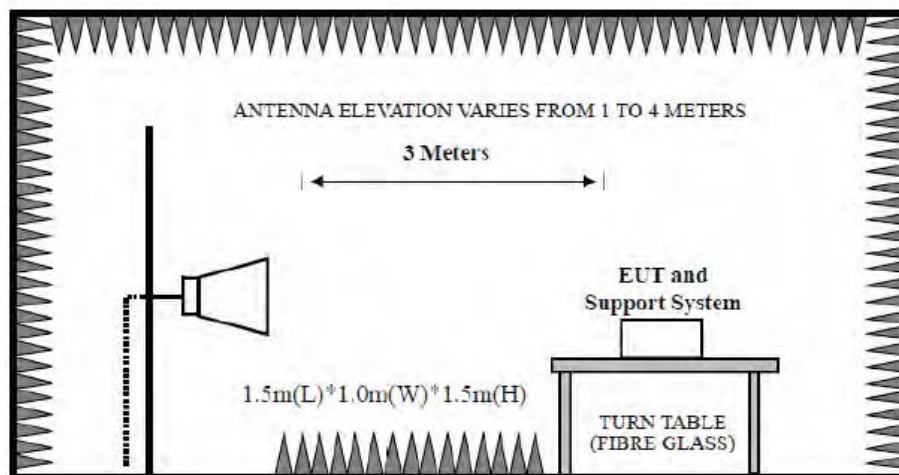
9kHz~30MHz



30~1000MHz



Above 1GHz



8.3. Test Procedure

EUT was placed on a turn table, which is 0.8 meter high above ground for 9kHz~1000MHz test, and which is 1.5 meter high above ground for above 1GHz test. The turn table can rotate 360 degrees to determine the position of the maximum emission level. Power on the EUT and let it working in test mode, then test it. EUT is set 3 meters away from the receiving antenna, which is mounted on a antenna tower. The antenna can be moved up and down between 1 meter and 4 meters to find out the maximum emission level. Both horizontal and vertical polarization of the antenna are set on test.

The test frequency analyzer system was set to Peak Detect (300Hz RBW in 9kHz to 150kHz and 10kHz RBW in 150kHz to 30MHz) Function and Specified Bandwidth with Maximum Hold Mode.

The bandwidth of the EMI test receiver (R&S ESVS10) is set at 120kHz for frequency range from 30MHz to 1000 MHz.

The bandwidth of the Spectrum's VBW is set at 1MHz and RBW is set at 1MHz for peak emissions measurement above 1GHz and 1MHz RBW, 10Hz VBW for average emissions measure above 1GHz

PEAK detector, 1MHz/1MHz for PAEK measurement,

PEAK detector, 1MHz/10Hz for Average measurement

The frequency range from 30MHz to 10th harmonic (25GHz) are checked.

8.4. Test Result

Pass

- Note: 1、 For emissions above 1GHz, if peak level comply with average limit, then the average level is deemed to comply with average limit.
- 2、 The frequency 2402MHz 、 2441MHz and 2480MHz is fundamental frequency which no limit, the limit on plots is automatically generated by the software, it's not fundamental limit, we can't remove it.

8.5. Test Data

9 kHz – 30 MHz

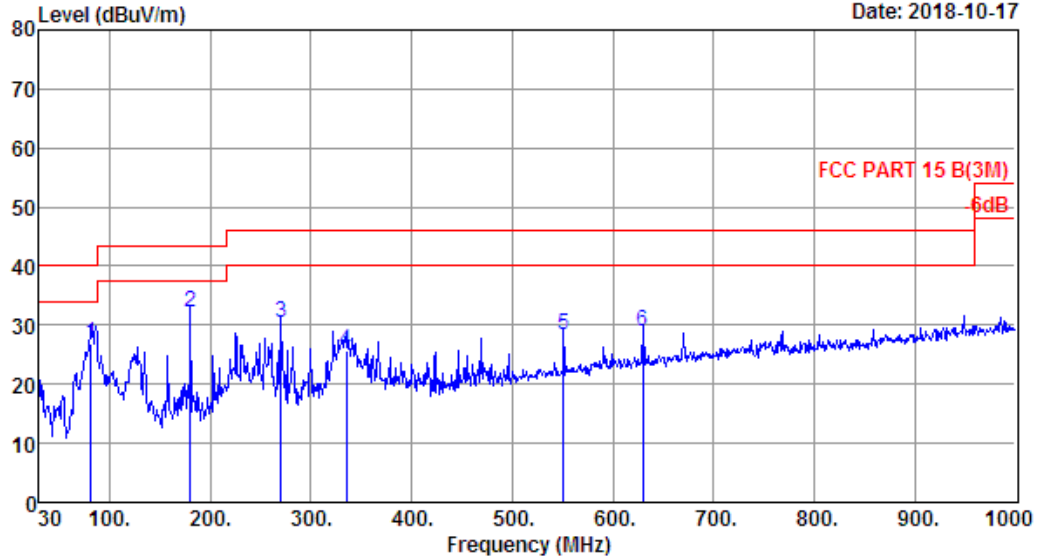
Pass

Note: The amplitude of spurious emission that is attenuated by more than 20dB below the permissible limit has no need to be reported.

EST Technology

Chilingxiang, Qishantou, Santun,
Houjie, Dongguan,Guangdong,China
Tel:+86-769-83081888
Fax:+86-769-83081878

Data: 357 File: \\Emc-966-1\test data\2018\RF\JJu Da-RF.EM6 (360) Date: 2018-10-17



Site no. : 1# 966 Chamber Data no. : 357
 Dis. / Ant. : 3m 37062 Ant. pol. : HORIZONTAL
 Limit : FCC PART 15 B(3M)
 Env. / Ins. : Temp:23.9';Humi:52%;Press:101.52kPa
 Engineer : Viking
 EUT : Vintage Bluetooth Speaker
 Power : AC 120V/60Hz
 M/N : B07CWJR6YB
 Test Mode : TX Mode

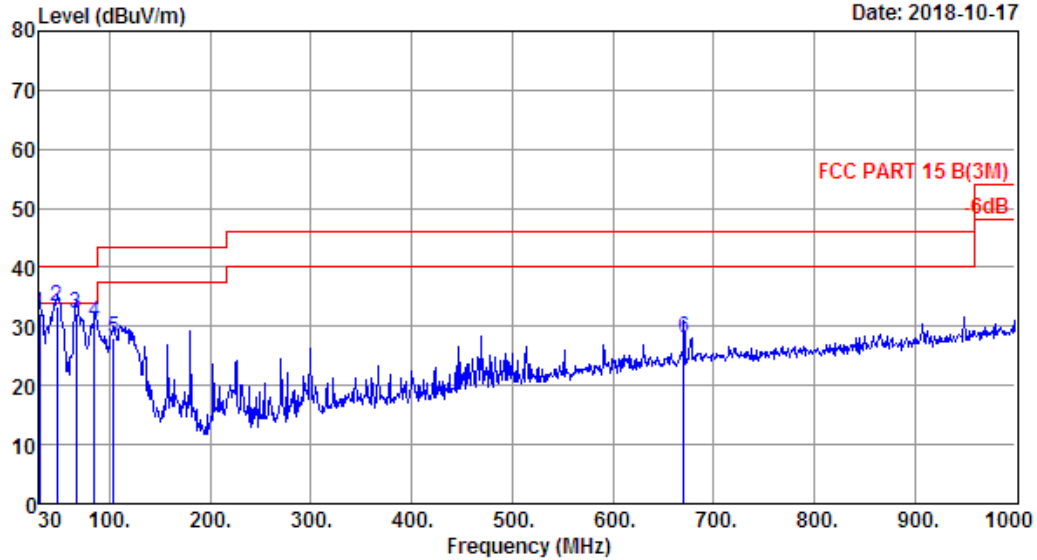
	Freq. (MHz)	ANT Factor (dB/m)	Cable Loss (dB)	Reading (dBuV)	Emission Level (dBuV/m)	Limit (dBuV/m)	Margin (dB)	Remark
1	81.41	7.64	0.87	18.33	26.84	40.00	13.16	QP
2	180.35	9.60	1.43	21.12	32.15	43.50	11.35	QP
3	270.56	13.03	1.93	15.54	30.50	46.00	15.50	QP
4	335.55	14.56	2.23	8.90	25.69	46.00	20.31	QP
5	550.89	19.22	3.08	6.04	28.34	46.00	17.66	QP
6	629.46	20.78	3.32	4.72	28.82	46.00	17.18	QP

Remarks: 1. Emission Level= Antenna Factor + Cable Loss + Reading.
 2. Margin= Limit - Emission Level.
 3. The emission levels that are 20dB below the official limit are not reported.

EST Technology

Chilingxiang, Qishantou, Santun,
Houjie, Dongguan, Guangdong, China
Tel:+86-769-83081888
Fax:+86-769-83081878

Data: 358 File: \\Emc-966-1\test data\2018\RF\J\Ju Da-RF.EM6 (360) Date: 2018-10-17



Site no. : 1# 966 Chamber Data no. : 358
 Dis. / Ant. : 3m 37062 Ant. pol. : VERTICAL
 Limit : FCC PART 15 B(3M)
 Env. / Ins. : Temp:23.9';Humi:52%;Press:101.52kPa
 Engineer : Viking
 EUT : Vintage Bluetooth Speaker
 Power : AC 120V/60Hz
 M/N : B07CWJR6YB
 Test Mode : TX Mode

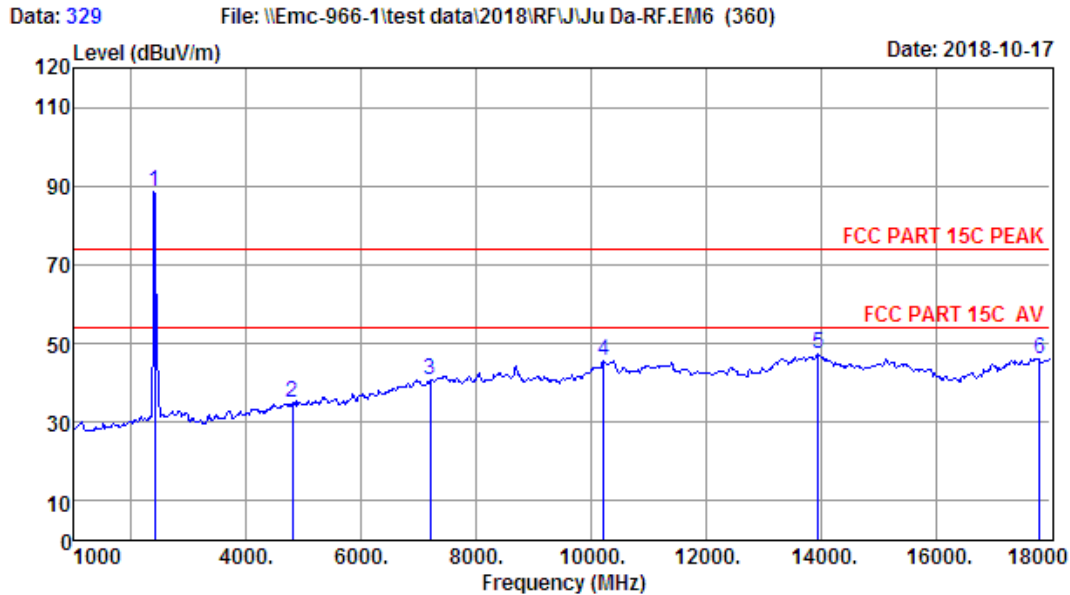
	Freq. (MHz)	ANT Factor (dB/m)	Cable Loss (dB)	Reading (dBuV)	Emission Level (dBuV/m)	Limit (dBuV/m)	Margin (dB)	Remark
1	30.00	18.10	0.31	13.86	32.27	40.00	7.73	QP
2	47.46	9.30	0.45	23.67	33.42	40.00	6.58	QP
3	66.86	5.68	0.67	25.86	32.21	40.00	7.79	QP
4	85.29	8.20	0.96	21.45	30.61	40.00	9.39	QP
5	103.72	10.28	1.07	16.80	28.15	43.50	15.35	QP
6	670.20	21.10	3.47	3.47	28.04	46.00	17.96	QP

Remarks: 1. Emission Level= Antenna Factor + Cable Loss + Reading.
 2. Margin= Limit - Emission Level.
 3. The emission levels that are 20dB below the official limit are not reported.

1000-18000MHz

EST Technology

Chilingxiang, Qishantou, Santun,
Houjie, Dongguan,Guangdong,China
Tel:+86-769-83081888
Fax:+86-769-83081878



Site no. : 1# 966 Chamber Data no. : 329
 Dis. / Ant. : 3m ANT9120D 1-18G Ant. pol. : HORIZONTAL
 Limit : FCC PART 15C PEAK
 Env. / Ins. : Temp:23.9';Humi:52%;Press:101.52kPa
 Engineer : Viking
 EUT : Vintage Bluetooth Speaker
 Power : AC 120V/60Hz
 M/N : B07CWJR6YB
 Test Mode : GFSK TX 2402MHz

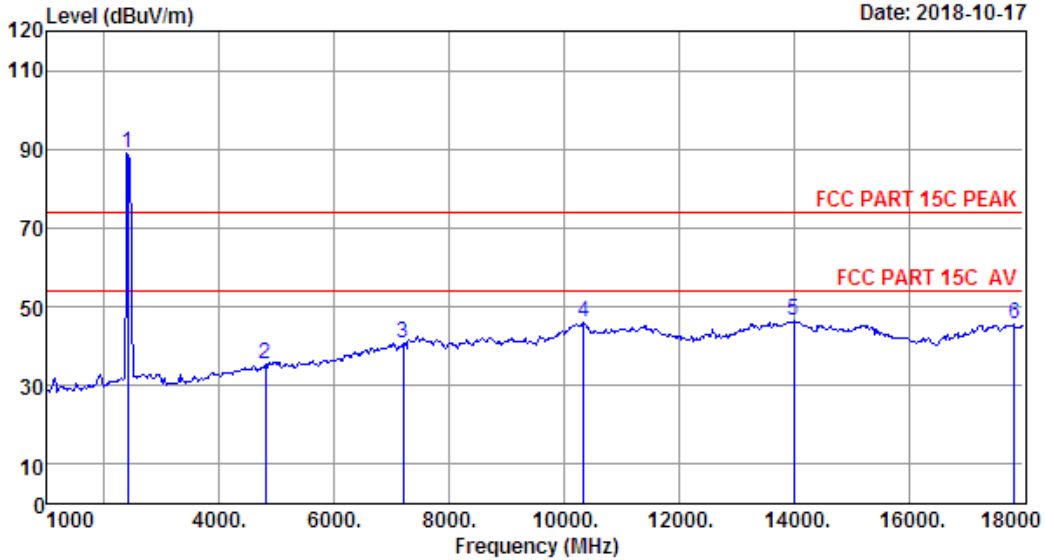
	Freq. (MHz)	Ant. Factor (dB/m)	Cable Loss (dB)	Amp Factor (dB)	Reading (dBuV)	Emission Level (dBuV/m)	Limits (dBuV/m)	Margin (dB)	Remark
1	2402.00	27.35	3.21	34.94	92.87	88.49	74.00	-14.49	Peak
2	4804.00	32.06	4.67	35.06	33.13	34.80	74.00	39.20	Peak
3	7206.00	36.56	5.99	33.45	31.58	40.68	74.00	33.32	Peak
4	10214.00	39.19	9.77	34.43	31.12	45.65	74.00	28.35	Peak
5	13954.00	41.66	10.12	32.84	28.47	47.41	74.00	26.59	Peak
6	17813.00	44.21	12.23	31.17	20.86	46.13	74.00	27.87	Peak

Remarks: 1. Emission Level= Antenna Factor + Cable Loss - Amp Factor + Reading.
 2. Margin= Limit - Emission Level.
 3. The emission levels that are 20dB below the official limit are not reported.

EST Technology

Chilingxiang, Qishantou, Santun,
Houjie, Dongguan, Guangdong, China
Tel:+86-769-83081888
Fax:+86-769-83081878

Data: 330 File: \\Emc-966-1\test data\2018\RF\J\Ju Da-RF.EM6 (360) Date: 2018-10-17



Site no. : 1# 966 Chamber Data no. : 330
 Dis. / Ant. : 3m ANT9120D 1-18G Ant. pol. : VERTICAL
 Limit : FCC PART 15C PEAK
 Env. / Ins. : Temp:23.9';Humi:52%;Press:101.52kPa
 Engineer : Viking
 EUT : Vintage Bluetooth Speaker
 Power : AC 120V/60Hz
 M/N : B07CWJR6YB
 Test Mode : GFSK TX 2402MHz

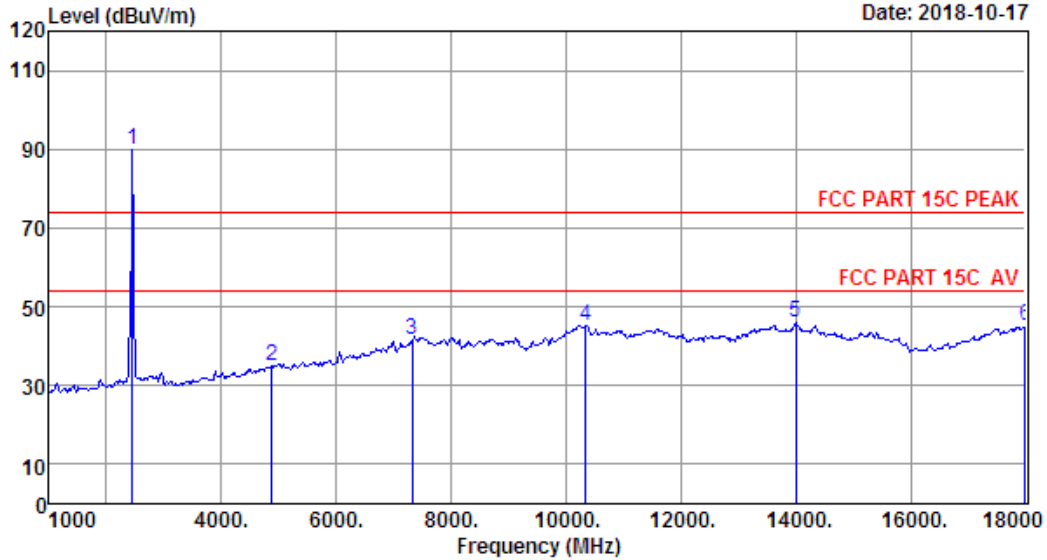
	Freq. (MHz)	Ant. Factor (dB/m)	Cable Loss (dB)	Amp Factor (dB)	Reading (dBuV)	Emission Level (dBuV/m)	Limits (dBuV/m)	Margin (dB)	Remark
1	2402.00	27.35	3.21	34.94	93.43	89.05	74.00	-15.05	Peak
2	4804.00	32.06	4.67	35.06	33.55	35.22	74.00	38.78	Peak
3	7206.00	36.56	5.99	33.45	31.64	40.74	74.00	33.26	Peak
4	10350.00	39.24	10.10	34.30	30.89	45.93	74.00	28.07	Peak
5	14005.00	41.70	10.13	32.88	27.46	46.41	74.00	27.59	Peak
6	17847.00	44.30	12.30	31.25	20.18	45.53	74.00	28.47	Peak

Remarks: 1. Emission Level= Antenna Factor + Cable Loss - Amp Factor + Reading.
 2. Margin= Limit - Emission Level.
 3. The emission levels that are 20dB below the official limit are not reported.

EST Technology

Chilingxiang, Qishantou, Santun,
Houjie, Dongguan, Guangdong, China
Tel:+86-769-83081888
Fax:+86-769-83081878

Data: 331 File: \\Emc-966-1\test data\2018\RF\J\Ju Da-RF.EM6 (360) Date: 2018-10-17



Site no. : 1# 966 Chamber Data no. : 331
 Dis. / Ant. : 3m ANT9120D 1-18G Ant. pol. : VERTICAL
 Limit : FCC PART 15C PEAK
 Env. / Ins. : Temp:23.9';Humi:52%;Press:101.52kPa
 Engineer : Viking
 EUT : Vintage Bluetooth Speaker
 Power : AC 120V/60Hz
 M/N : B07CWJR6YB
 Test Mode : GFSK TX 2441MHz

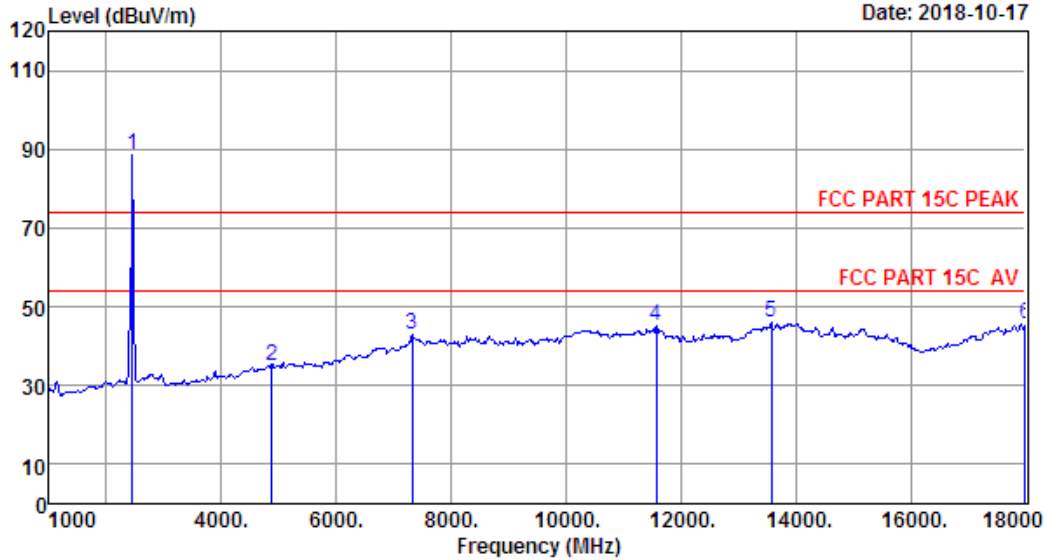
	Freq. (MHz)	Ant. Factor (dB/m)	Cable Loss (dB)	Amp Factor (dB)	Reading (dBuV)	Emission Level (dBuV/m)	Limits (dBuV/m)	Margin (dB)	Remark
1	2441.00	27.48	3.26	35.07	94.41	90.08	74.00	-16.08	Peak
2	4882.00	32.18	4.73	35.14	33.19	34.96	74.00	39.04	Peak
3	7323.00	36.82	6.10	33.28	32.06	41.70	74.00	32.30	Peak
4	10350.00	39.24	10.10	34.30	30.16	45.20	74.00	28.80	Peak
5	14005.00	41.70	10.13	32.88	27.05	46.00	74.00	28.00	Peak
6	18000.00	44.70	12.64	31.56	19.51	45.29	74.00	28.71	Peak

Remarks: 1. Emission Level= Antenna Factor + Cable Loss - Amp Factor + Reading.
 2. Margin= Limit - Emission Level.
 3. The emission levels that are 20dB below the official limit are not reported.

EST Technology

Chilingxiang, Qishantou, Santun,
Houjie, Dongguan, Guangdong, China
Tel:+86-769-83081888
Fax:+86-769-83081878

Data: 332 File: \\Emc-966-1\test data\2018\RF\J\Ju Da-RF.EM6 (360) Date: 2018-10-17



Site no. : 1# 966 Chamber Data no. : 332
 Dis. / Ant. : 3m ANT9120D 1-18G Ant. pol. : HORIZONTAL
 Limit : FCC PART 15C PEAK
 Env. / Ins. : Temp:23.9';Humi:52%;Press:101.52kPa
 Engineer : Viking
 EUT : Vintage Bluetooth Speaker
 Power : AC 120V/60Hz
 M/N : B07CWJR6YB
 Test Mode : GFSK TX 2441MHz

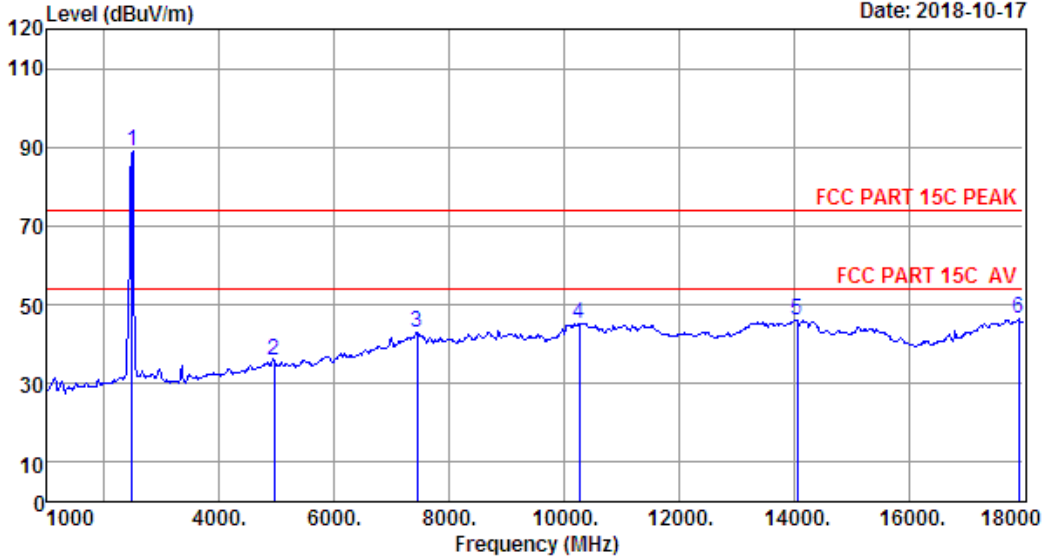
	Freq. (MHz)	Ant. Factor (dB/m)	Cable Loss (dB)	Amp Factor (dB)	Reading (dBuV)	Emission Level (dBuV/m)	Limits (dBuV/m)	Margin (dB)	Remark
1	2441.00	27.48	3.26	35.07	92.76	88.43	74.00	-14.43	Peak
2	4882.00	32.18	4.73	35.14	33.09	34.86	74.00	39.14	Peak
3	7323.00	36.82	6.10	33.28	33.49	43.13	74.00	30.87	Peak
4	11574.00	40.00	8.26	32.42	29.19	45.03	74.00	28.97	Peak
5	13580.00	41.37	9.78	32.57	27.35	45.93	74.00	28.07	Peak
6	18000.00	44.70	12.64	31.56	19.86	45.64	74.00	28.36	Peak

Remarks: 1. Emission Level= Antenna Factor + Cable Loss - Amp Factor + Reading.
 2. Margin= Limit - Emission Level.
 3. The emission levels that are 20dB below the official limit are not reported.

EST Technology

Chilingxiang, Qishantou, Santun,
Houjie, Dongguan, Guangdong, China
Tel:+86-769-83081888
Fax:+86-769-83081878

Data: 333 File: \\Emc-966-1\test data\2018\RF\J\Ju Da-RF.EM6 (360) Date: 2018-10-17



Site no. : 1# 966 Chamber Data no. : 333
 Dis. / Ant. : 3m ANT9120D 1-18G Ant. pol. : HORIZONTAL
 Limit : FCC PART 15C PEAK
 Env. / Ins. : Temp:23.9';Humi:52%;Press:101.52kPa
 Engineer : Viking
 EUT : Vintage Bluetooth Speaker
 Power : AC 120V/60Hz
 M/N : B07CWJR6YB
 Test Mode : GFSK TX 2480MHz

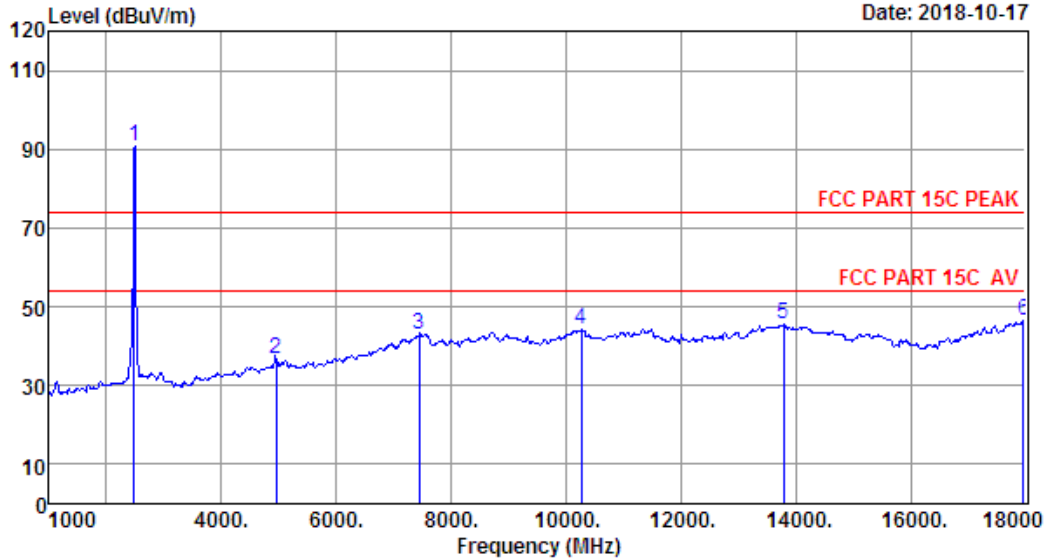
	Freq. (MHz)	Ant. Factor (dB/m)	Cable Loss (dB)	Amp Factor (dB)	Reading (dBuV)	Emission Level (dBuV/m)	Limits (dBuV/m)	Margin (dB)	Remark
1	2480.00	27.56	3.29	35.21	93.44	89.08	74.00	-15.08	Peak
2	4960.00	32.34	4.80	35.24	33.95	35.85	74.00	38.15	Peak
3	7440.00	37.09	6.13	33.08	32.92	43.06	74.00	30.94	Peak
4	10265.00	39.21	9.98	34.39	30.57	45.37	74.00	28.63	Peak
5	14056.00	41.65	10.13	32.95	27.07	45.90	74.00	28.10	Peak
6	17915.00	44.48	12.45	31.40	20.89	46.42	74.00	27.58	Peak

Remarks: 1. Emission Level= Antenna Factor + Cable Loss - Amp Factor + Reading.
 2. Margin= Limit - Emission Level.
 3. The emission levels that are 20dB below the official limit are not reported.

EST Technology

Chilingxiang, Qishantou, Santun,
Houjie, Dongguan, Guangdong, China
Tel:+86-769-83081888
Fax:+86-769-83081878

Data: 334 File: \\Emc-966-1\test data\2018\RF\J\Ju Da-RF.EM6 (360) Date: 2018-10-17



Site no. : 1# 966 Chamber Data no. : 334
 Dis. / Ant. : 3m ANT9120D 1-18G Ant. pol. : VERTICAL
 Limit : FCC PART 15C PEAK
 Env. / Ins. : Temp:23.9';Humi:52%;Press:101.52kPa
 Engineer : Viking
 EUT : Vintage Bluetooth Speaker
 Power : AC 120V/60Hz
 M/N : B07CWJR6YB
 Test Mode : GFSK TX 2480MHz

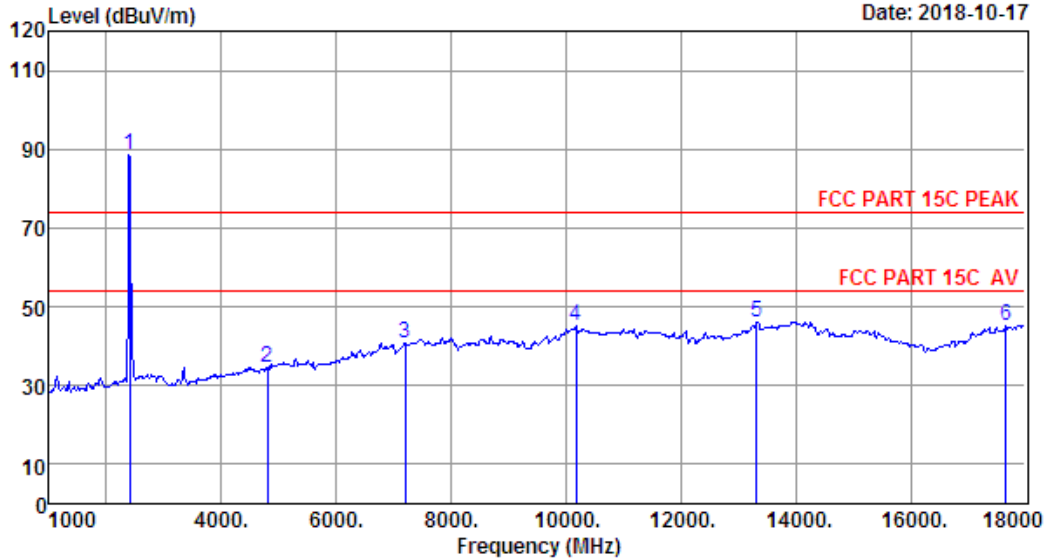
	Freq. (MHz)	Ant. Factor (dB/m)	Cable Loss (dB)	Amp Factor (dB)	Reading (dBuV)	Emission Level (dBuV/m)	Limits (dBuV/m)	Margin (dB)	Remark
1	2480.00	27.56	3.29	35.21	95.13	90.77	74.00	-16.77	Peak
2	4960.00	32.34	4.80	35.24	34.79	36.69	74.00	37.31	Peak
3	7440.00	37.09	6.13	33.08	32.78	42.92	74.00	31.08	Peak
4	10265.00	39.21	9.98	34.39	29.31	44.11	74.00	29.89	Peak
5	13784.00	41.53	10.05	32.72	26.59	45.45	74.00	28.55	Peak
6	17966.00	44.61	12.57	31.48	20.69	46.39	74.00	27.61	Peak

Remarks: 1. Emission Level= Antenna Factor + Cable Loss - Amp Factor + Reading.
 2. Margin= Limit - Emission Level.
 3. The emission levels that are 20dB below the official limit are not reported.

EST Technology

Chilingxiang, Qishantou, Santun,
Houjie, Dongguan, Guangdong, China
Tel:+86-769-83081888
Fax:+86-769-83081878

Data: 335 File: \\Emc-966-1\test data\2018\RF\J\Ju Da-RF.EM6 (360) Date: 2018-10-17



Site no. : 1# 966 Chamber Data no. : 335
 Dis. / Ant. : 3m ANT9120D 1-18G Ant. pol. : VERTICAL
 Limit : FCC PART 15C PEAK
 Env. / Ins. : Temp:23.9';Humi:52%;Press:101.52kPa
 Engineer : Viking
 EUT : Vintage Bluetooth Speaker
 Power : AC 120V/60Hz
 M/N : B07CWJR6YB
 Test Mode : 8-DPSK TX 2402MHz

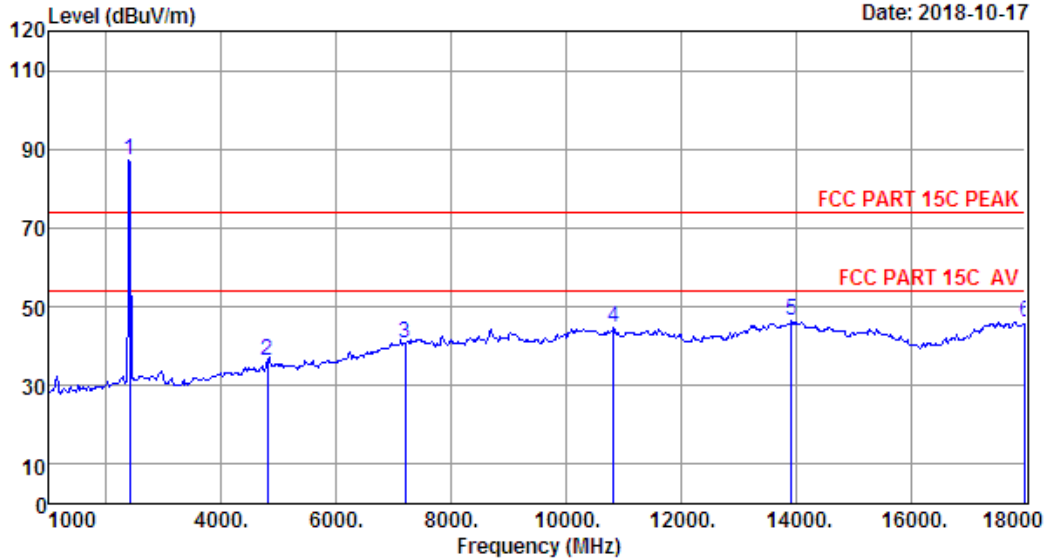
	Freq. (MHz)	Ant. Factor (dB/m)	Cable Loss (dB)	Amp Factor (dB)	Reading (dBuV)	Emission Level (dBuV/m)	Limits (dBuV/m)	Margin (dB)	Remark
1	2402.00	27.35	3.21	34.94	92.91	88.53	74.00	-14.53	Peak
2	4804.00	32.06	4.67	35.06	33.02	34.69	74.00	39.31	Peak
3	7206.00	36.56	5.99	33.45	31.85	40.95	74.00	33.05	Peak
4	10180.00	39.17	9.62	34.47	30.71	45.03	74.00	28.97	Peak
5	13325.00	40.89	9.43	32.65	28.49	46.16	74.00	27.84	Peak
6	17660.00	43.80	11.90	31.25	20.82	45.27	74.00	28.73	Peak

Remarks: 1. Emission Level= Antenna Factor + Cable Loss - Amp Factor + Reading.
 2. Margin= Limit - Emission Level.
 3. The emission levels that are 20dB below the official limit are not reported.

EST Technology

Chilingxiang, Qishantou, Santun,
Houjie, Dongguan, Guangdong, China
Tel:+86-769-83081888
Fax:+86-769-83081878

Data: 336 File: \\Emc-966-1\test data\2018\RF\J\Ju Da-RF.EM6 (360) Date: 2018-10-17



Site no. : 1# 966 Chamber Data no. : 336
 Dis. / Ant. : 3m ANT9120D 1-18G Ant. pol. : HORIZONTAL
 Limit : FCC PART 15C PEAK
 Env. / Ins. : Temp:23.9';Humi:52%;Press:101.52kPa
 Engineer : Viking
 EUT : Vintage Bluetooth Speaker
 Power : AC 120V/60Hz
 M/N : B07CWJR6YB
 Test Mode : 8-DPSK TX 2402MHz

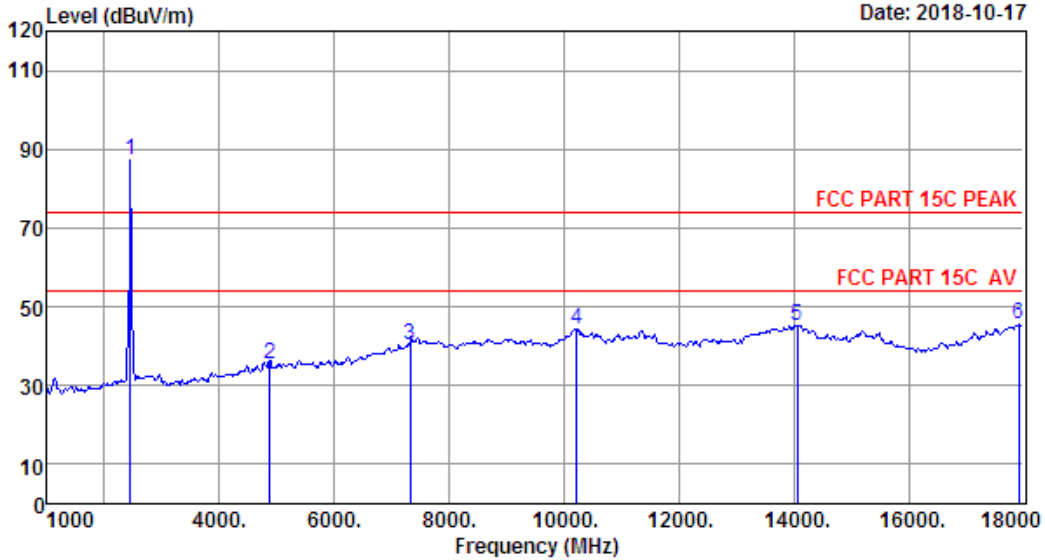
	Freq. (MHz)	Ant. Factor (dB/m)	Cable Loss (dB)	Amp Factor (dB)	Reading (dBuV)	Emission Level (dBuV/m)	Limits (dBuV/m)	Margin (dB)	Remark
1	2402.00	27.35	3.21	34.94	91.40	87.02	74.00	-13.02	Peak
2	4804.00	32.06	4.67	35.06	34.66	36.33	74.00	37.67	Peak
3	7206.00	36.56	5.99	33.45	31.80	40.90	74.00	33.10	Peak
4	10826.00	39.69	8.70	33.67	30.22	44.94	74.00	29.06	Peak
5	13920.00	41.63	10.11	32.83	27.38	46.29	74.00	27.71	Peak
6	18000.00	44.70	12.64	31.56	20.40	46.18	74.00	27.82	Peak

Remarks: 1. Emission Level= Antenna Factor + Cable Loss - Amp Factor + Reading.
 2. Margin= Limit - Emission Level.
 3. The emission levels that are 20dB below the official limit are not reported.

EST Technology

Chilingxiang, Qishantou, Santun,
Houjie, Dongguan, Guangdong, China
Tel: +86-769-83081888
Fax: +86-769-83081878

Data: 337 File: \\Emc-966-1\test data\2018\RF\J\Ju Da-RF.EM6 (360) Date: 2018-10-17



Site no. : 1# 966 Chamber Data no. : 337
 Dis. / Ant. : 3m ANT9120D 1-18G Ant. pol. : HORIZONTAL
 Limit : FCC PART 15C PEAK
 Env. / Ins. : Temp:23.9';Humi:52%;Press:101.52kPa
 Engineer : Viking
 EUT : Vintage Bluetooth Speaker
 Power : AC 120V/60Hz
 M/N : B07CWJR6YB
 Test Mode : 8-DPSK TX 2441MHz

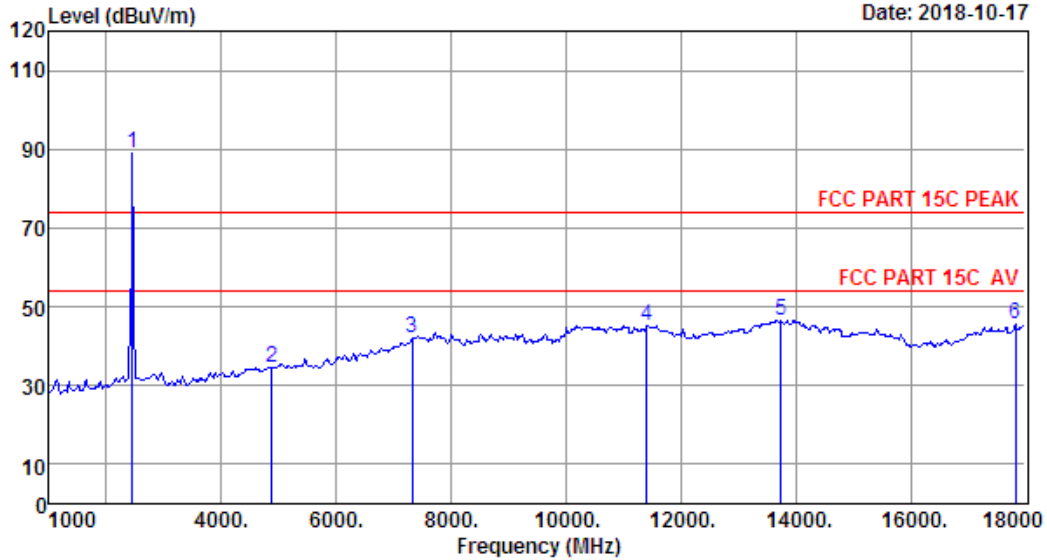
	Freq. (MHz)	Ant. Factor (dB/m)	Cable Loss (dB)	Amp Factor (dB)	Reading (dBuV)	Emission Level (dBuV/m)	Limits (dBuV/m)	Margin (dB)	Remark
1	2441.00	27.48	3.26	35.07	91.65	87.32	74.00	-13.32	Peak
2	4882.00	32.18	4.73	35.14	33.84	35.61	74.00	38.39	Peak
3	7323.00	36.82	6.10	33.28	30.79	40.43	74.00	33.57	Peak
4	10214.00	39.19	9.77	34.43	29.83	44.36	74.00	29.64	Peak
5	14056.00	41.65	10.13	32.95	26.35	45.18	74.00	28.82	Peak
6	17915.00	44.48	12.45	31.40	19.86	45.39	74.00	28.61	Peak

Remarks: 1. Emission Level= Antenna Factor + Cable Loss - Amp Factor + Reading.
 2. Margin= Limit - Emission Level.
 3. The emission levels that are 20dB below the official limit are not reported.

EST Technology

Chilingxiang, Qishantou, Santun,
Houjie, Dongguan, Guangdong, China
Tel:+86-769-83081888
Fax:+86-769-83081878

Data: 338 File: \\Emc-966-1\test data\2018\RF\J\Ju Da-RF.EM6 (360) Date: 2018-10-17



Site no. : 1# 966 Chamber Data no. : 338
 Dis. / Ant. : 3m ANT9120D 1-18G Ant. pol. : VERTICAL
 Limit : FCC PART 15C PEAK
 Env. / Ins. : Temp:23.9';Humi:52%;Press:101.52kPa
 Engineer : Viking
 EUT : Vintage Bluetooth Speaker
 Power : AC 120V/60Hz
 M/N : B07CWJR6YB
 Test Mode : 8-DPSK TX 2441MHz

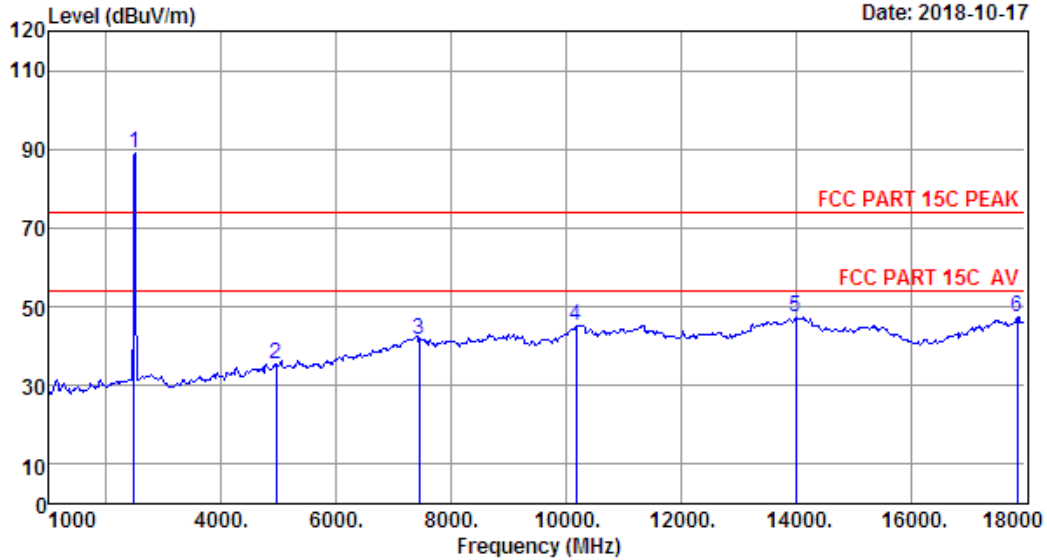
	Freq. (MHz)	Ant. Factor (dB/m)	Cable Loss (dB)	Amp Factor (dB)	Reading (dBuV)	Emission Level (dBuV/m)	Limits (dBuV/m)	Margin (dB)	Remark
1	2441.00	27.48	3.26	35.07	93.18	88.85	74.00	-14.85	Peak
2	4882.00	32.18	4.73	35.14	32.92	34.69	74.00	39.31	Peak
3	7323.00	36.82	6.10	33.28	32.26	41.90	74.00	32.10	Peak
4	11404.00	40.06	8.29	32.71	29.61	45.25	74.00	28.75	Peak
5	13750.00	41.50	10.01	32.69	27.72	46.54	74.00	27.46	Peak
6	17830.00	44.25	12.27	31.21	20.42	45.73	74.00	28.27	Peak

Remarks: 1. Emission Level= Antenna Factor + Cable Loss - Amp Factor + Reading.
 2. Margin= Limit - Emission Level.
 3. The emission levels that are 20dB below the official limit are not reported.

EST Technology

Chilingxiang, Qishantou, Santun,
Houjie, Dongguan, Guangdong, China
Tel:+86-769-83081888
Fax:+86-769-83081878

Data: 339 File: \\Emc-966-1\test data\2018\RF\J\Ju Da-RF.EM6 (360) Date: 2018-10-17



Site no. : 1# 966 Chamber Data no. : 339
 Dis. / Ant. : 3m ANT9120D 1-18G Ant. pol. : VERTICAL
 Limit : FCC PART 15C PEAK
 Env. / Ins. : Temp:23.9';Humi:52%;Press:101.52kPa
 Engineer : Viking
 EUT : Vintage Bluetooth Speaker
 Power : AC 120V/60Hz
 M/N : B07CWJR6YB
 Test Mode : 8-DPSK TX 2480MHz

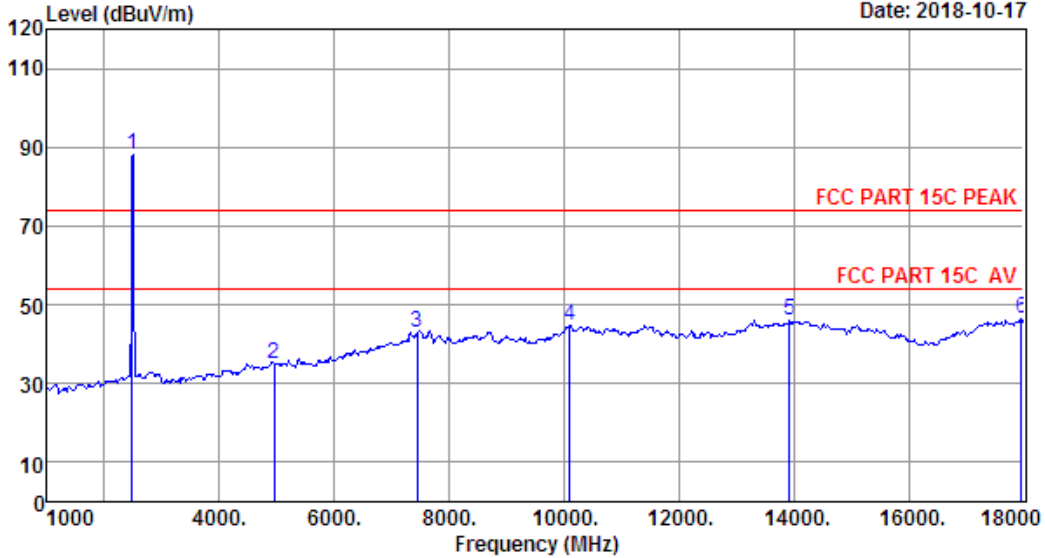
	Freq. (MHz)	Ant. Factor (dB/m)	Cable Loss (dB)	Amp Factor (dB)	Reading (dBuV)	Emission Level (dBuV/m)	Limits (dBuV/m)	Margin (dB)	Remark
1	2480.00	27.56	3.29	35.21	93.50	89.14	74.00	-15.14	Peak
2	4960.00	32.34	4.80	35.24	33.39	35.29	74.00	38.71	Peak
3	7440.00	37.09	6.13	33.08	31.48	41.62	74.00	32.38	Peak
4	10180.00	39.17	9.62	34.47	30.91	45.23	74.00	28.77	Peak
5	14005.00	41.70	10.13	32.88	28.30	47.25	74.00	26.75	Peak
6	17864.00	44.34	12.34	31.29	21.87	47.26	74.00	26.74	Peak

Remarks: 1. Emission Level= Antenna Factor + Cable Loss - Amp Factor + Reading.
 2. Margin= Limit - Emission Level.
 3. The emission levels that are 20dB below the official limit are not reported.

EST Technology

Chilingxiang, Qishantou, Santun,
Houjie, Dongguan, Guangdong, China
Tel:+86-769-83081888
Fax:+86-769-83081878

Data: 340 File: \\Emc-966-1\test data\2018\RF\J\Ju Da-RF.EM6 (360) Date: 2018-10-17



Site no. : 1# 966 Chamber Data no. : 340
 Dis. / Ant. : 3m ANT9120D 1-18G Ant. pol. : HORIZONTAL
 Limit : FCC PART 15C PEAK
 Env. / Ins. : Temp:23.9';Humi:52%;Press:101.52kPa
 Engineer : Viking
 EUT : Vintage Bluetooth Speaker
 Power : AC 120V/60Hz
 M/N : B07CWJR6YB
 Test Mode : 8-DPSK TX 2480MHz

	Freq. (MHz)	Ant. Factor (dB/m)	Cable Loss (dB)	Amp Factor (dB)	Reading (dBuV)	Emission Level (dBuV/m)	Limits (dBuV/m)	Margin (dB)	Remark
1	2480.00	27.56	3.29	35.21	92.45	88.09	74.00	-14.09	Peak
2	4960.00	32.34	4.80	35.24	33.27	35.17	74.00	38.83	Peak
3	7440.00	37.09	6.13	33.08	32.70	42.84	74.00	31.16	Peak
4	10095.00	39.14	9.26	34.57	31.01	44.84	74.00	29.16	Peak
5	13920.00	41.63	10.11	32.83	27.06	45.97	74.00	28.03	Peak
6	17966.00	44.61	12.57	31.48	20.85	46.55	74.00	27.45	Peak

Remarks: 1. Emission Level= Antenna Factor + Cable Loss - Amp Factor + Reading.
 2. Margin= Limit - Emission Level.
 3. The emission levels that are 20dB below the official limit are not reported.

18000MHz – 25000MHz

Pass

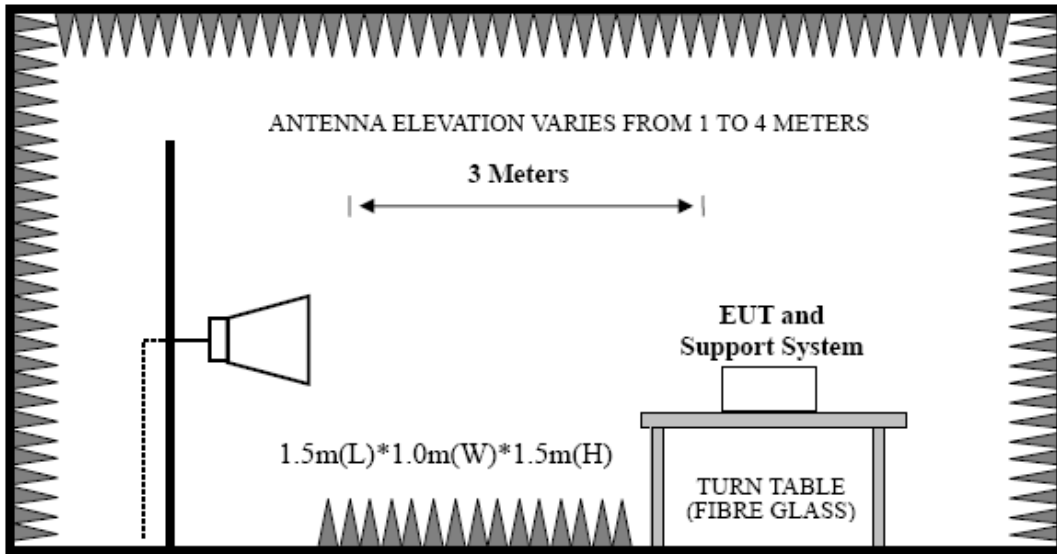
Note: The amplitude of spurious emission that is attenuated by more than 20dB below the permissible limit has no need to be reported.

9. BAND EDGE COMPLIANCE

9.1. Limit

All the lower and upper band-edges emissions appearing within 2310MHz to 2390MHz and 2483.5MHz to 2500MHz restricted frequency bands shall not exceed the limits shown in 15.209, all the other emissions outside operation frequency band 2400MHz to 2483.5MHz shall be at least 20dB below the fundamental emissions, or comply with 15.209 limits.

9.2. Block Diagram of Test setup



9.3. Test Procedure

EUT was placed on a turn table, which is 1.5 m high above ground. The turn table can rotate 360 degrees to determine the position of the maximum emission level. Power on the EUT and let it working in test mode, then test it. EUT is set 3 meters away from the receiving antenna, which is mounted on a antenna tower. The antenna can be moved up and down between 1 meter and 4 meters to find out the maximum emission level. Both horizontal and vertical polarization of the antenna are set on test.

Set the spectrum analyzer in the following setting in order to capture the lower and upper band-edges of emissions

Peak : RBW = 1MHz, VBW = 1MHz, Detector=PEAK detector, Sweep time = auto.

AV : RBW = 1MHz, VBW = 10Hz, Detector=PEAK detector, Sweep time = auto.

9.4. Test Result

Pass (The testing data was attached in the next pages.)

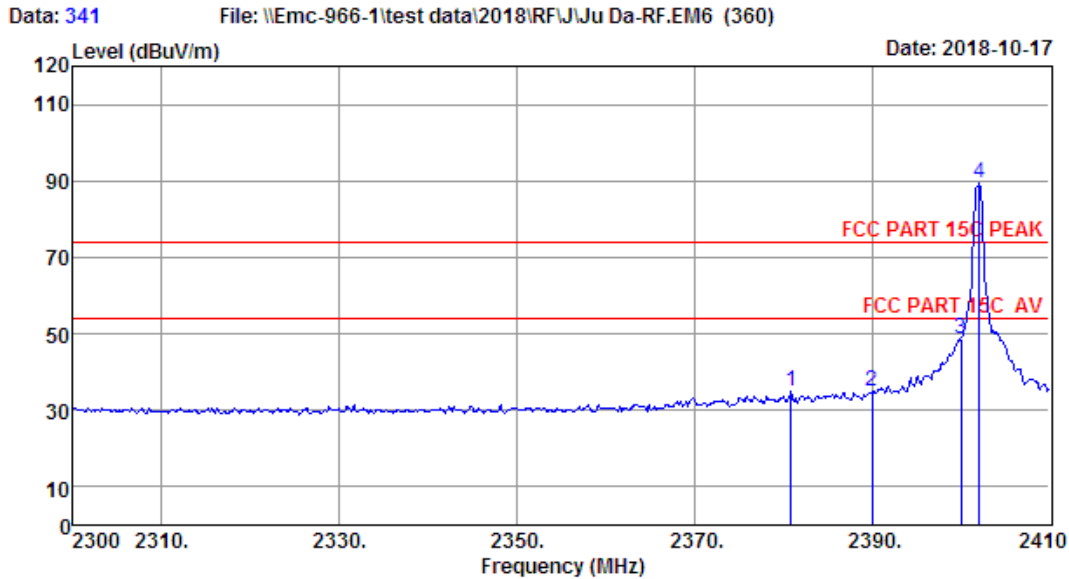
Note: 1、For emissions above 1GHz, if peak level comply with average limit, then the average level is deemed to comply with average limit.

- 2、The frequency 2402MHz and 2480MHz is fundamental frequency which no limit, the limit on plots is automatically generated by the software, it's not fundamental limit, we can't remove it.

9.5. Test Data

EST Technology

Chilingxiang, Qishantou, Santun,
Houjie, Dongguan,Guangdong,China
Tel:+86-769-83081888
Fax:+86-769-83081878



Site no. : 1# 966 Chamber Data no. : 341
 Dis. / Ant. : 3m ANT9120D 1-18G Ant. pol. : VERTICAL
 Limit : FCC PART 15C PEAK
 Env. / Ins. : Temp:23.9';Humi:52%;Press:101.52kPa
 Engineer : Viking
 EUT : Vintage Bluetooth Speaker
 Power : AC 120V/60Hz
 M/N : B07CWJR6YB
 Test Mode : GFSK TX 2402MHz(No Hopping)

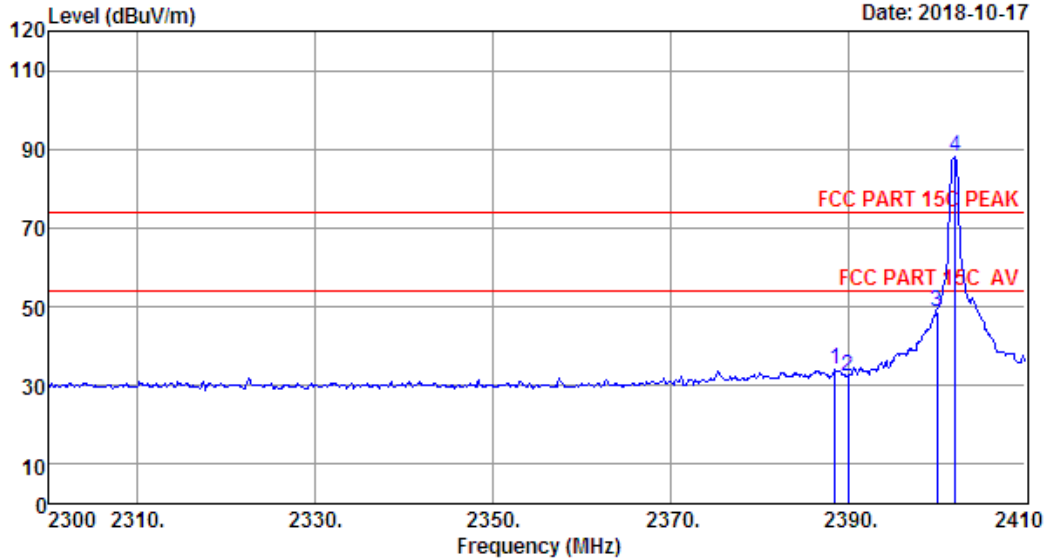
	Freq. (MHz)	Ant. Factor (dB/m)	Cable Loss (dB)	Amp Factor (dB)	Reading (dBuV)	Emission Level (dBuV/m)	Limits (dBuV/m)	Margin (dB)	Remark
1	2380.85	27.31	3.20	34.80	39.08	34.79	74.00	39.21	Peak
2	2390.00	27.35	3.21	34.87	39.20	34.89	74.00	39.11	Peak
3	2400.00	27.35	3.21	34.94	53.24	48.86	74.00	25.14	Peak
4	2402.08	27.35	3.21	34.94	93.66	89.28	74.00	-15.28	Peak

Remarks: 1. Emission Level= Antenna Factor + Cable Loss - Amp Factor + Reading.
 2. Margin= Limit - Emission Level.
 3. The emission levels that are 20dB below the official limit are not reported.

EST Technology

Chilingxiang, Qishantou, Santun,
Houjie, Dongguan, Guangdong, China
Tel:+86-769-83081888
Fax:+86-769-83081878

Data: 342 File: \\Emc-966-1\test data\2018\RF\J\Ju Da-RF.EM6 (360) Date: 2018-10-17



Site no. : 1# 966 Chamber Data no. : 342
 Dis. / Ant. : 3m ANT9120D 1-18G Ant. pol. : HORIZONTAL
 Limit : FCC PART 15C PEAK
 Env. / Ins. : Temp:23.9';Humi:52%;Press:101.52kPa
 Engineer : Viking
 EUT : Vintage Bluetooth Speaker
 Power : AC 120V/60Hz
 M/N : B07CWJR6YB
 Test Mode : GFSK TX 2402MHz(No Hopping)

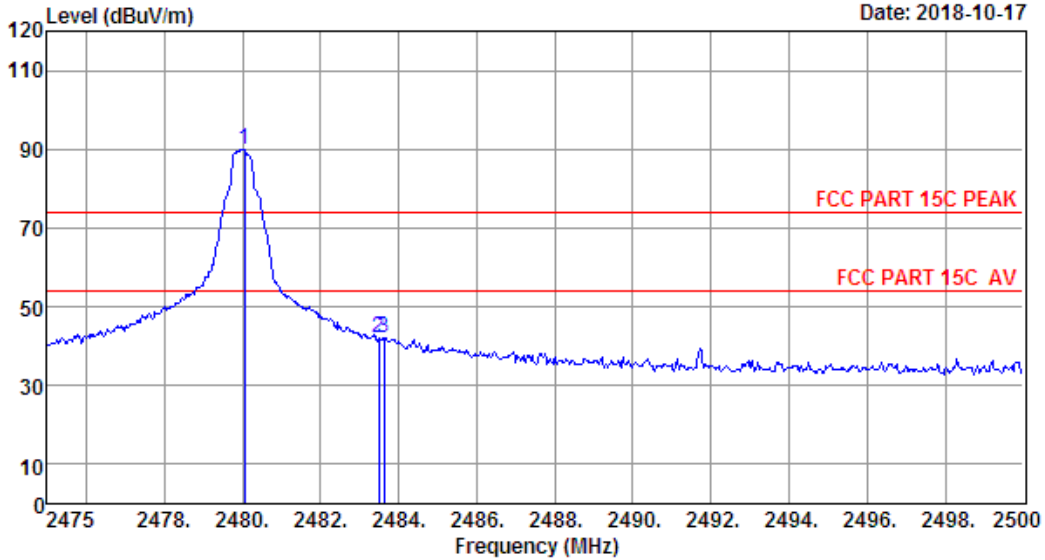
	Freq. (MHz)	Ant. Factor (dB/m)	Cable Loss (dB)	Amp Factor (dB)	Reading (dBuV)	Emission Level (dBuV/m)	Limits (dBuV/m)	Margin (dB)	Remark
1	2388.55	27.35	3.21	34.87	38.27	33.96	74.00	40.04	Peak
2	2390.00	27.35	3.21	34.87	36.58	32.27	74.00	41.73	Peak
3	2400.00	27.35	3.21	34.94	53.13	48.75	74.00	25.25	Peak
4	2402.08	27.35	3.21	34.94	92.71	88.33	74.00	-14.33	Peak

Remarks: 1. Emission Level= Antenna Factor + Cable Loss - Amp Factor + Reading.
 2. Margin= Limit - Emission Level.
 3. The emission levels that are 20dB below the official limit are not reported.

EST Technology

Chilingxiang, Qishantou, Santun,
Houjie, Dongguan, Guangdong, China
Tel:+86-769-83081888
Fax:+86-769-83081878

Data: 343 File: \\Emc-966-1\test data\2018\RF\J\Ju Da-RF.EM6 (360) Date: 2018-10-17



Site no. : 1# 966 Chamber Data no. : 343
 Dis. / Ant. : 3m ANT9120D 1-18G Ant. pol. : HORIZONTAL
 Limit : FCC PART 15C PEAK
 Env. / Ins. : Temp:23.9';Humi:52%;Press:101.52kPa
 Engineer : Viking
 EUT : Vintage Bluetooth Speaker
 Power : AC 120V/60Hz
 M/N : B07CWJR6YB
 Test Mode : GFSK TX 2480MHz(No Hopping)

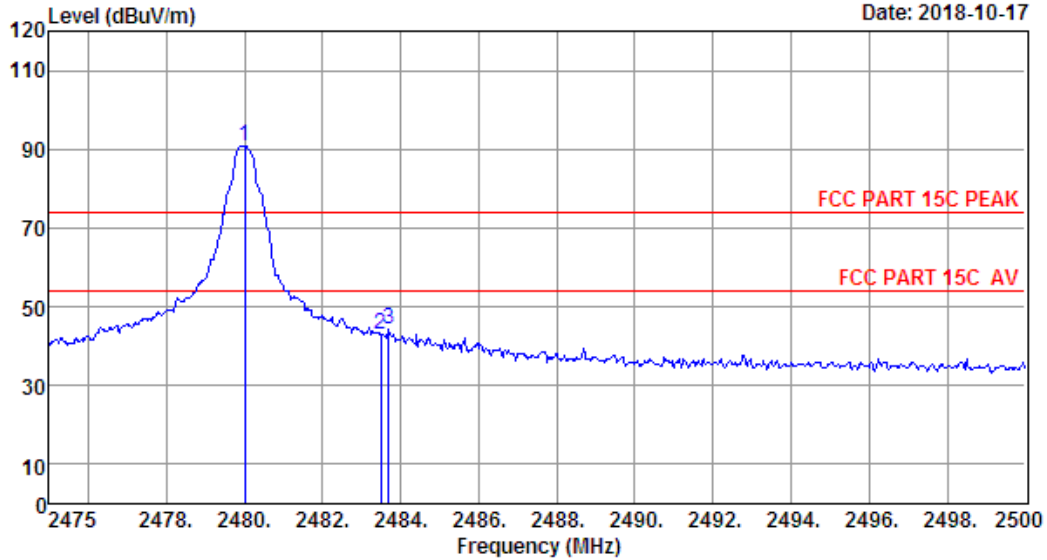
	Freq. (MHz)	Ant. Factor (dB/m)	Cable Loss (dB)	Amp Factor (dB)	Reading (dBuV)	Emission Level (dBuV/m)	Limits (dBuV/m)	Margin (dB)	Remark
1	2480.05	27.56	3.29	35.21	94.08	89.72	74.00	-15.72	Peak
2	2483.50	27.56	3.29	35.21	46.39	42.03	74.00	31.97	Peak
3	2483.63	27.56	3.29	35.21	46.43	42.07	74.00	31.93	Peak

Remarks: 1. Emission Level= Antenna Factor + Cable Loss - Amp Factor + Reading.
 2. Margin= Limit - Emission Level.
 3. The emission levels that are 20dB below the official limit are not reported.

EST Technology

Chilingxiang, Qishantou, Santun,
Houjie, Dongguan, Guangdong, China
Tel:+86-769-83081888
Fax:+86-769-83081878

Data: 344 File: \\Emc-966-1\test data\2018\RF\J\Ju Da-RF.EM6 (360) Date: 2018-10-17



Site no. : 1# 966 Chamber Data no. : 344
 Dis. / Ant. : 3m ANT9120D 1-18G Ant. pol. : VERTICAL
 Limit : FCC PART 15C PEAK
 Env. / Ins. : Temp:23.9';Humi:52%;Press:101.52kPa
 Engineer : Viking
 EUT : Vintage Bluetooth Speaker
 Power : AC 120V/60Hz
 M/N : B07CWJR6YB
 Test Mode : GFSK TX 2480MHz(No Hopping)

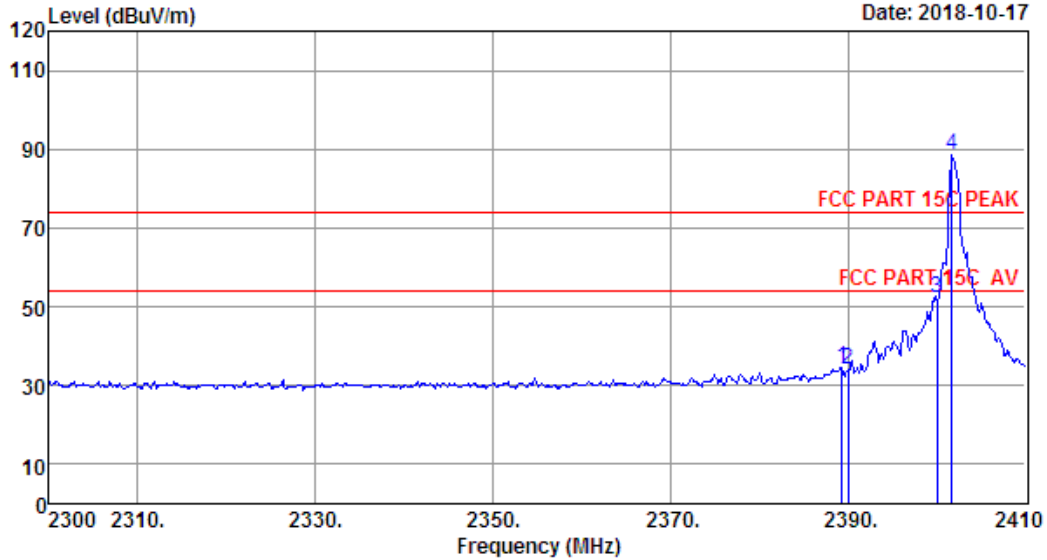
	Freq. (MHz)	Ant. Factor (dB/m)	Cable Loss (dB)	Amp Factor (dB)	Reading (dBuV)	Emission Level (dBuV/m)	Limits (dBuV/m)	Margin (dB)	Remark
1	2480.00	27.56	3.29	35.21	95.22	90.86	74.00	-16.86	Peak
2	2483.50	27.56	3.29	35.21	47.13	42.77	74.00	31.23	Peak
3	2483.70	27.56	3.29	35.21	48.57	44.21	74.00	29.79	Peak

Remarks: 1. Emission Level= Antenna Factor + Cable Loss - Amp Factor + Reading.
 2. Margin= Limit - Emission Level.
 3. The emission levels that are 20dB below the official limit are not reported.

EST Technology

Chilingxiang, Qishantou, Santun,
Houjie, Dongguan, Guangdong, China
Tel: +86-769-83081888
Fax: +86-769-83081878

Data: 345 File: \\Emc-966-1\test data\2018\RF\J\Ju Da-RF.EM6 (360) Date: 2018-10-17



Site no. : 1# 966 Chamber Data no. : 345
 Dis. / Ant. : 3m ANT9120D 1-18G Ant. pol. : VERTICAL
 Limit : FCC PART 15C PEAK
 Env. / Ins. : Temp:23.9';Humi:52%;Press:101.52kPa
 Engineer : Viking
 EUT : Vintage Bluetooth Speaker
 Power : AC 120V/60Hz
 M/N : B07CWJR6YB
 Test Mode : 8-DPSK TX 2402MHz(No Hopping)

	Freq. (MHz)	Ant. Factor (dB/m)	Cable Loss (dB)	Amp Factor (dB)	Reading (dBuV)	Emission Level (dBuV/m)	Limits (dBuV/m)	Margin (dB)	Remark
1	2389.32	27.35	3.21	34.87	38.73	34.42	74.00	39.58	Peak
2	2390.00	27.35	3.21	34.87	38.56	34.25	74.00	39.75	Peak
3	2400.00	27.35	3.21	34.94	56.76	52.38	74.00	21.62	Peak
4	2401.75	27.35	3.21	34.94	92.97	88.59	74.00	-14.59	Peak

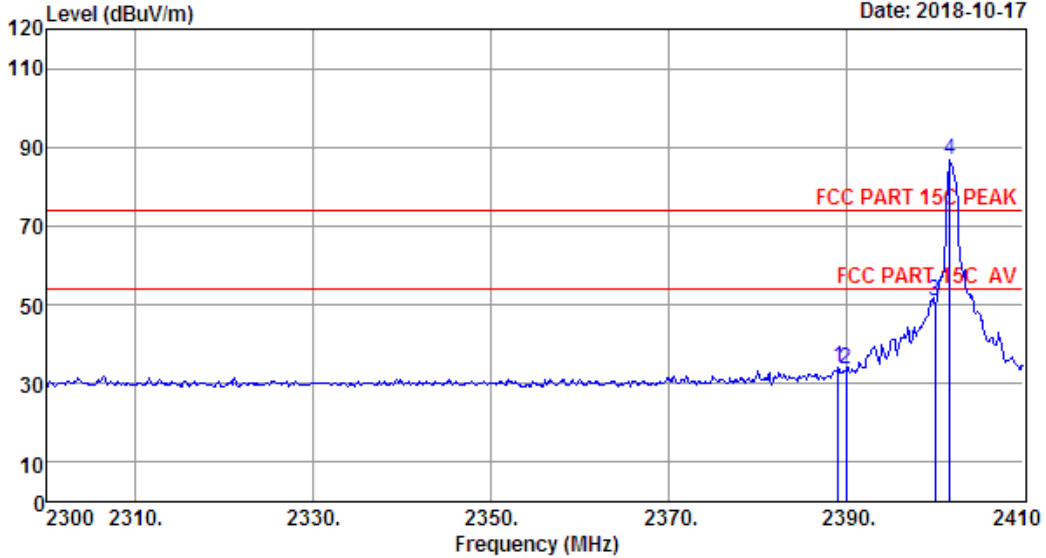
Remarks: 1. Emission Level= Antenna Factor + Cable Loss - Amp Factor + Reading.
 2. Margin= Limit - Emission Level.
 3. The emission levels that are 20dB below the official limit are not reported.

EST Technology

Chilingxiang, Qishantou, Santun,
Houjie, Dongguan, Guangdong, China
Tel:+86-769-83081888
Fax:+86-769-83081878

Data: 346 File: \\Emc-966-1\test data\2018\RF\J\Ju Da-RF.EM6 (360)

Date: 2018-10-17



Site no. : 1# 966 Chamber Data no. : 346
 Dis. / Ant. : 3m ANT9120D 1-18G Ant. pol. : HORIZONTAL
 Limit : FCC PART 15C PEAK
 Env. / Ins. : Temp:23.9';Humi:52%;Press:101.52kPa
 Engineer : Viking
 EUT : Vintage Bluetooth Speaker
 Power : AC 120V/60Hz
 M/N : B07CWJR6YB
 Test Mode : 8-DPSK TX 2402MHz(No Hopping)

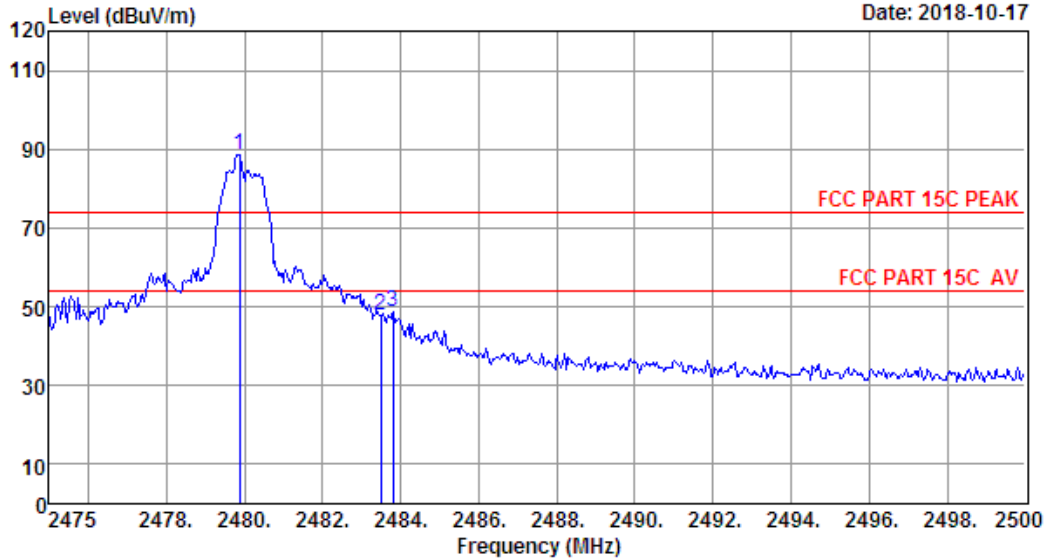
	Freq. (MHz)	Ant. Factor (dB/m)	Cable Loss (dB)	Amp Factor (dB)	Reading (dBuV)	Emission Level (dBuV/m)	Limits (dBuV/m)	Margin (dB)	Remark
1	2389.10	27.35	3.21	34.87	38.52	34.21	74.00	39.79	Peak
2	2390.00	27.35	3.21	34.87	37.91	33.60	74.00	40.40	Peak
3	2400.00	27.35	3.21	34.94	55.37	50.99	74.00	23.01	Peak
4	2401.75	27.35	3.21	34.94	91.35	86.97	74.00	-12.97	Peak

Remarks: 1. Emission Level= Antenna Factor + Cable Loss - Amp Factor + Reading.
 2. Margin= Limit - Emission Level.
 3. The emission levels that are 20dB below the official limit are not reported.

EST Technology

Chilingxiang, Qishantou, Santun,
Houjie, Dongguan, Guangdong, China
Tel:+86-769-83081888
Fax:+86-769-83081878

Data: 347 File: \\Emc-966-1\test data\2018\RF\J\Ju Da-RF.EM6 (360) Date: 2018-10-17



Site no. : 1# 966 Chamber Data no. : 347
 Dis. / Ant. : 3m ANT9120D 1-18G Ant. pol. : HORIZONTAL
 Limit : FCC PART 15C PEAK
 Env. / Ins. : Temp:23.9';Humi:52%;Press:101.52kPa
 Engineer : Viking
 EUT : Vintage Bluetooth Speaker
 Power : AC 120V/60Hz
 M/N : B07CWJR6YB
 Test Mode : 8-DPSK TX 2480MHz(No Hopping)

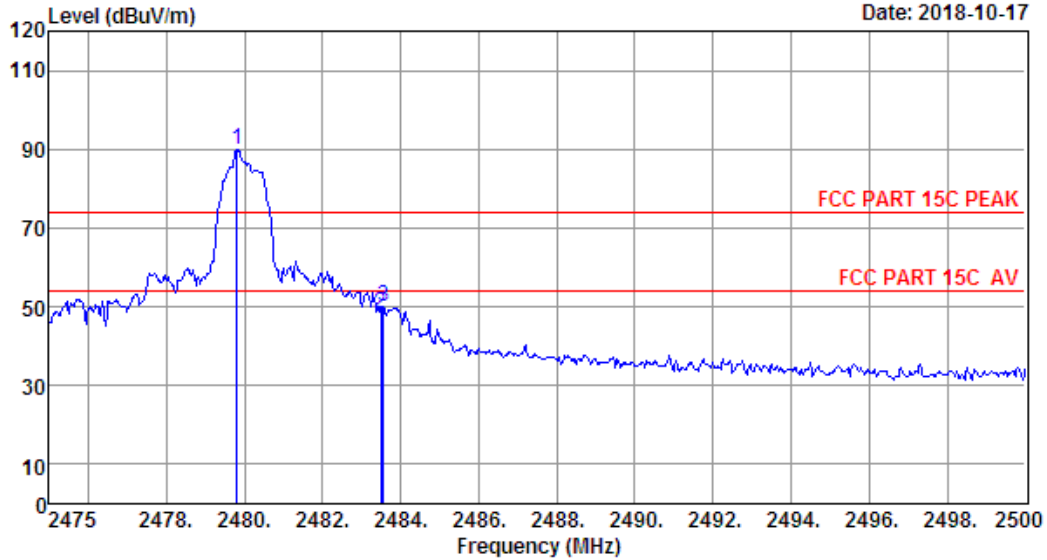
	Freq. (MHz)	Ant. Factor (dB/m)	Cable Loss (dB)	Amp Factor (dB)	Reading (dBuV)	Emission Level (dBuV/m)	Limits (dBuV/m)	Margin (dB)	Remark
1	2479.88	27.56	3.29	35.21	93.09	88.73	74.00	-14.73	Peak
2	2483.50	27.56	3.29	35.21	52.17	47.81	74.00	26.19	Peak
3	2483.80	27.56	3.29	35.21	53.06	48.70	74.00	25.30	Peak

Remarks: 1. Emission Level= Antenna Factor + Cable Loss - Amp Factor + Reading.
 2. Margin= Limit - Emission Level.
 3. The emission levels that are 20dB below the official limit are not reported.

EST Technology

Chilingxiang, Qishantou, Santun,
Houjie, Dongguan, Guangdong, China
Tel:+86-769-83081888
Fax:+86-769-83081878

Data: 348 File: \\Emc-966-1\test data\2018\RF\J\Ju Da-RF.EM6 (360) Date: 2018-10-17



Site no. : 1# 966 Chamber Data no. : 348
 Dis. / Ant. : 3m ANT9120D 1-18G Ant. pol. : VERTICAL
 Limit : FCC PART 15C PEAK
 Env. / Ins. : Temp:23.9';Humi:52%;Press:101.52kPa
 Engineer : Viking
 EUT : Vintage Bluetooth Speaker
 Power : AC 120V/60Hz
 M/N : B07CWJR6YB
 Test Mode : 8-DPSK TX 2480MHz(No Hopping)

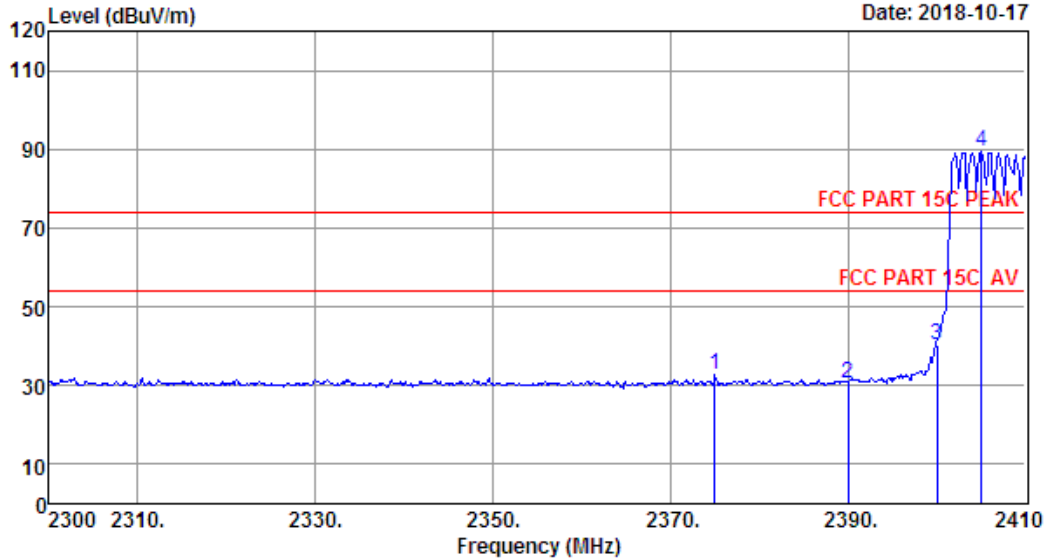
	Freq. (MHz)	Ant. Factor (dB/m)	Cable Loss (dB)	Amp Factor (dB)	Reading (dBuV)	Emission Level (dBuV/m)	Limits (dBuV/m)	Margin (dB)	Remark
1	2479.80	27.56	3.29	35.21	94.22	89.86	74.00	-15.86	Peak
2	2483.50	27.56	3.29	35.21	52.55	48.19	74.00	25.81	Peak
3	2483.55	27.56	3.29	35.21	54.46	50.10	74.00	23.90	Peak

Remarks: 1. Emission Level= Antenna Factor + Cable Loss - Amp Factor + Reading.
 2. Margin= Limit - Emission Level.
 3. The emission levels that are 20dB below the official limit are not reported.

EST Technology

Chilingxiang, Qishantou, Santun,
Houjie, Dongguan, Guangdong, China
Tel: +86-769-83081888
Fax: +86-769-83081878

Data: 349 File: \\Emc-966-1\test data\2018\RF\J\Ju Da-RF.EM6 (360) Date: 2018-10-17



Site no. : 1# 966 Chamber Data no. : 349
 Dis. / Ant. : 3m ANT9120D 1-18G Ant. pol. : VERTICAL
 Limit : FCC PART 15C PEAK
 Env. / Ins. : Temp:23.9';Humi:52%;Press:101.52kPa
 Engineer : Viking
 EUT : Vintage Bluetooth Speaker
 Power : AC 120V/60Hz
 M/N : B07CWJR6YB
 Test Mode : GFSK TX 2402MHz(Hopping On)

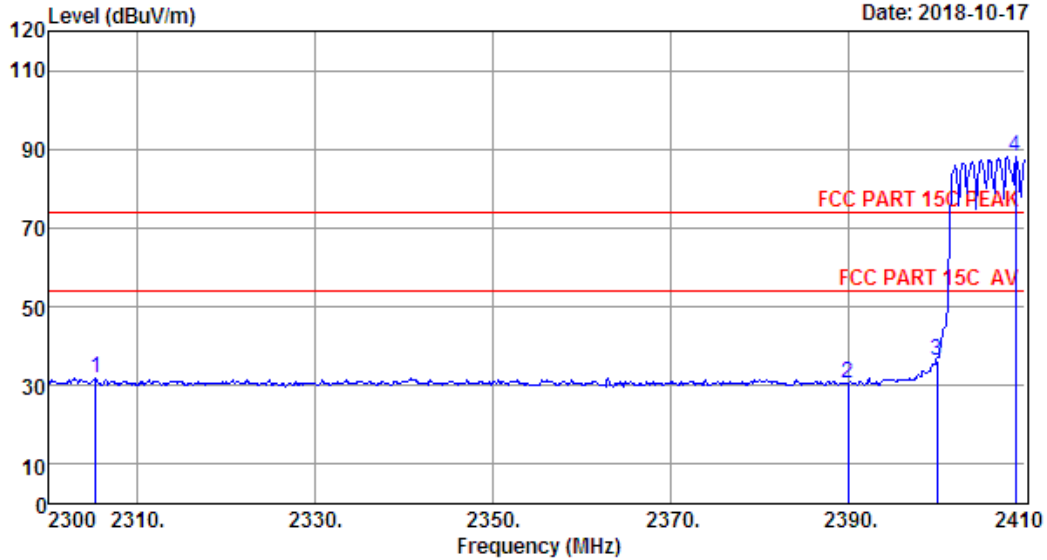
	Freq. (MHz)	Ant. Factor (dB/m)	Cable Loss (dB)	Amp Factor (dB)	Reading (dBuV)	Emission Level (dBuV/m)	Limits (dBuV/m)	Margin (dB)	Remark
1	2375.02	27.31	3.20	34.80	36.86	32.57	74.00	41.43	Peak
2	2390.00	27.35	3.21	34.87	35.01	30.70	74.00	43.30	Peak
3	2400.00	27.35	3.21	34.94	44.83	40.45	74.00	33.55	Peak
4	2405.05	27.39	3.23	34.94	93.57	89.25	74.00	-15.25	Peak

Remarks: 1. Emission Level= Antenna Factor + Cable Loss - Amp Factor + Reading.
 2. Margin= Limit - Emission Level.
 3. The emission levels that are 20dB below the official limit are not reported.

EST Technology

Chilingxiang, Qishantou, Santun,
Houjie, Dongguan, Guangdong, China
Tel:+86-769-83081888
Fax:+86-769-83081878

Data: 350 File: \\Emc-966-1\test data\2018\RF\J\Ju Da-RF.EM6 (360) Date: 2018-10-17



Site no. : 1# 966 Chamber Data no. : 350
 Dis. / Ant. : 3m ANT9120D 1-18G Ant. pol. : HORIZONTAL
 Limit : FCC PART 15C PEAK
 Env. / Ins. : Temp:23.9';Humi:52%;Press:101.52kPa
 Engineer : Viking
 EUT : Vintage Bluetooth Speaker
 Power : AC 120V/60Hz
 M/N : B07CWJR6YB
 Test Mode : GFSK TX 2402MHz(Hopping On)

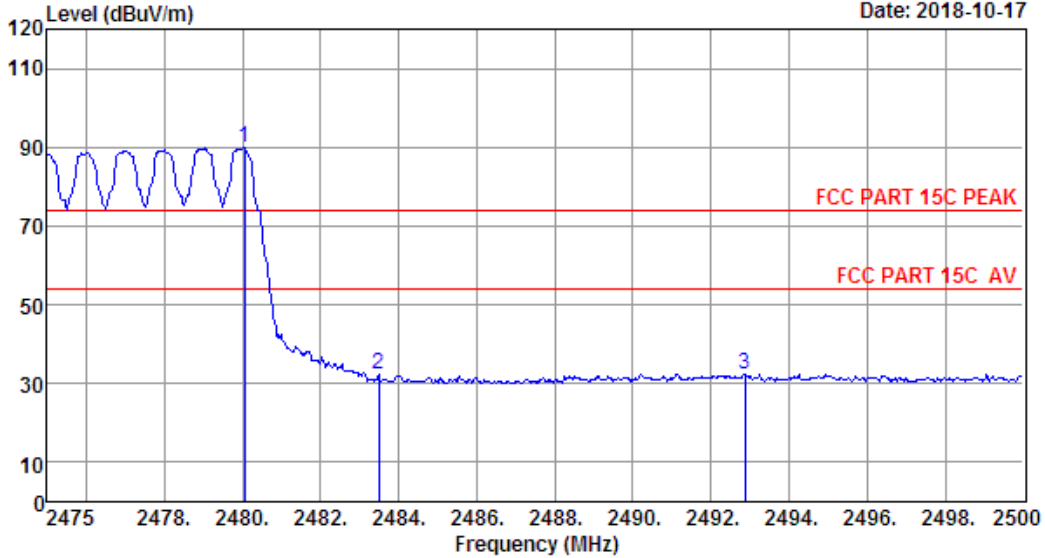
	Freq. (MHz)	Ant. Factor (dB/m)	Cable Loss (dB)	Amp Factor (dB)	Reading (dBuV)	Emission Level (dBuV/m)	Limits (dBuV/m)	Margin (dB)	Remark
1	2305.28	27.14	3.13	34.53	36.14	31.88	74.00	42.12	Peak
2	2390.00	27.35	3.21	34.87	34.88	30.57	74.00	43.43	Peak
3	2400.00	27.35	3.21	34.94	40.81	36.43	74.00	37.57	Peak
4	2408.90	27.39	3.23	34.94	92.49	88.17	74.00	-14.17	Peak

Remarks: 1. Emission Level= Antenna Factor + Cable Loss - Amp Factor + Reading.
 2. Margin= Limit - Emission Level.
 3. The emission levels that are 20dB below the official limit are not reported.

EST Technology

Chilingxiang, Qishantou, Santun,
Houjie, Dongguan, Guangdong, China
Tel:+86-769-83081888
Fax:+86-769-83081878

Data: 351 File: \\Emc-966-1\test data\2018\RF\J\Ju Da-RF.EM6 (360) Date: 2018-10-17



Site no. : 1# 966 Chamber Data no. : 351
 Dis. / Ant. : 3m ANT9120D 1-18G Ant. pol. : HORIZONTAL
 Limit : FCC PART 15C PEAK
 Env. / Ins. : Temp:23.9';Humi:52%;Press:101.52kPa
 Engineer : Viking
 EUT : Vintage Bluetooth Speaker
 Power : AC 120V/60Hz
 M/N : B07CWJR6YB
 Test Mode : GFSK TX 2480MHz(Hopping On)

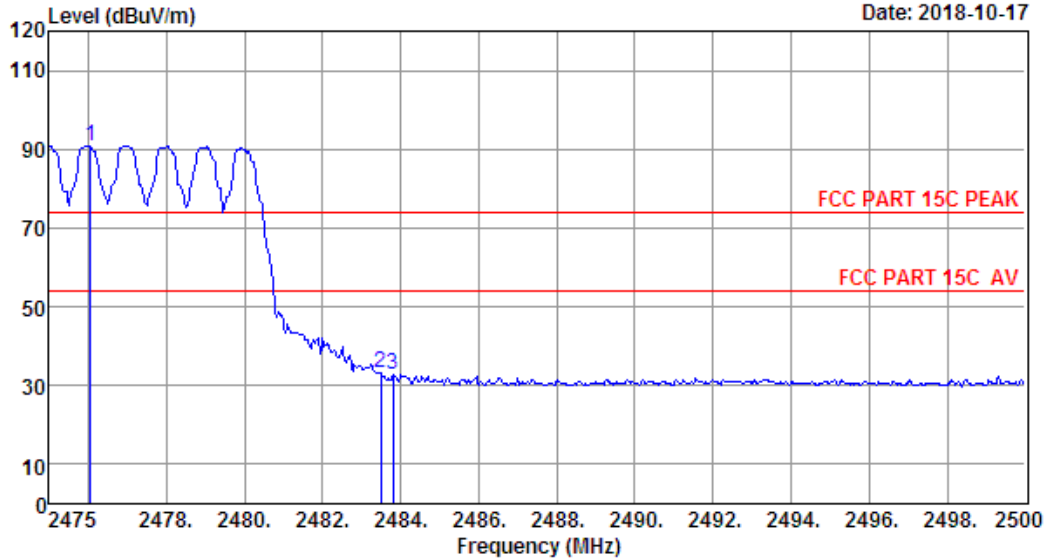
	Freq. (MHz)	Ant. Factor (dB/m)	Cable Loss (dB)	Amp Factor (dB)	Reading (dBuV)	Emission Level (dBuV/m)	Limits (dBuV/m)	Margin (dB)	Remark
1	2480.05	27.56	3.29	35.21	94.15	89.79	74.00	-15.79	Peak
2	2483.50	27.56	3.29	35.21	36.47	32.11	74.00	41.89	Peak
3	2492.88	27.60	3.30	35.27	36.87	32.50	74.00	41.50	Peak

Remarks: 1. Emission Level= Antenna Factor + Cable Loss - Amp Factor + Reading.
 2. Margin= Limit - Emission Level.
 3. The emission levels that are 20dB below the official limit are not reported.

EST Technology

Chilingxiang, Qishantou, Santun,
Houjie, Dongguan, Guangdong, China
Tel:+86-769-83081888
Fax:+86-769-83081878

Data: 352 File: \\Emc-966-1\test data\2018\RF\J\Ju Da-RF.EM6 (360) Date: 2018-10-17



Site no. : 1# 966 Chamber Data no. : 352
 Dis. / Ant. : 3m ANT9120D 1-18G Ant. pol. : VERTICAL
 Limit : FCC PART 15C PEAK
 Env. / Ins. : Temp:23.9';Humi:52%;Press:101.52kPa
 Engineer : Viking
 EUT : Vintage Bluetooth Speaker
 Power : AC 120V/60Hz
 M/N : B07CWJR6YB
 Test Mode : GFSK TX 2480MHz(Hopping On)

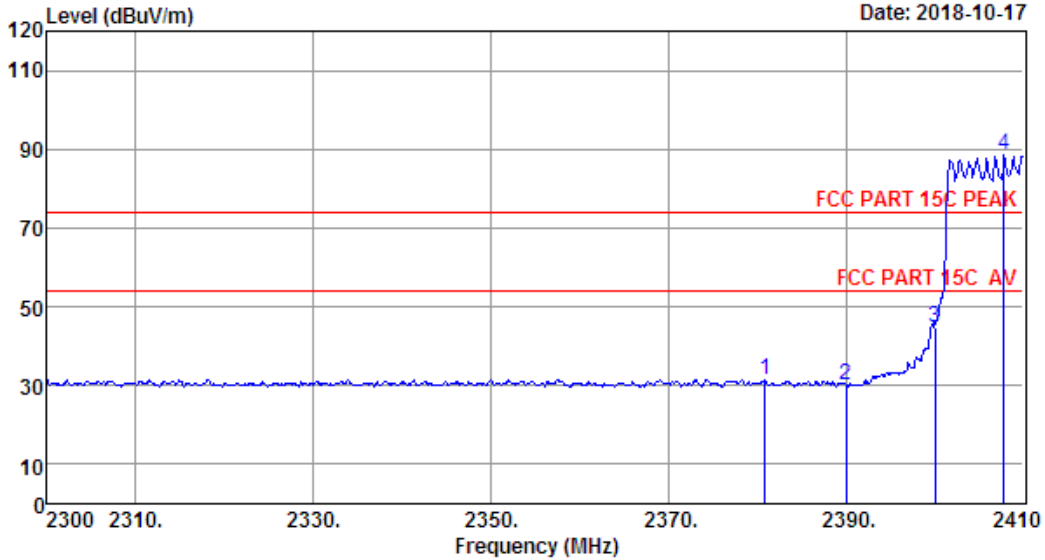
	Freq. (MHz)	Ant. Factor (dB/m)	Cable Loss (dB)	Amp Factor (dB)	Reading (dBuV)	Emission Level (dBuV/m)	Limits (dBuV/m)	Margin (dB)	Remark
1	2476.05	27.56	3.29	35.21	95.30	90.94	74.00	-16.94	Peak
2	2483.50	27.56	3.29	35.21	37.62	33.26	74.00	40.74	Peak
3	2483.80	27.56	3.29	35.21	37.32	32.96	74.00	41.04	Peak

Remarks: 1. Emission Level= Antenna Factor + Cable Loss - Amp Factor + Reading.
 2. Margin= Limit - Emission Level.
 3. The emission levels that are 20dB below the official limit are not reported.

EST Technology

Chilingxiang, Qishantou, Santun,
Houjie, Dongguan, Guangdong, China
Tel:+86-769-83081888
Fax:+86-769-83081878

Data: 353 File: \\Emc-966-1\test data\2018\RF\J\Ju Da-RF.EM6 (360) Date: 2018-10-17



Site no. : 1# 966 Chamber Data no. : 353
 Dis. / Ant. : 3m ANT9120D 1-18G Ant. pol. : VERTICAL
 Limit : FCC PART 15C PEAK
 Env. / Ins. : Temp:23.9';Humi:52%;Press:101.52kPa
 Engineer : Viking
 EUT : Vintage Bluetooth Speaker
 Power : AC 120V/60Hz
 M/N : B07CWJR6YB
 Test Mode : 8-DPSK TX 2402MHz(Hopping On)

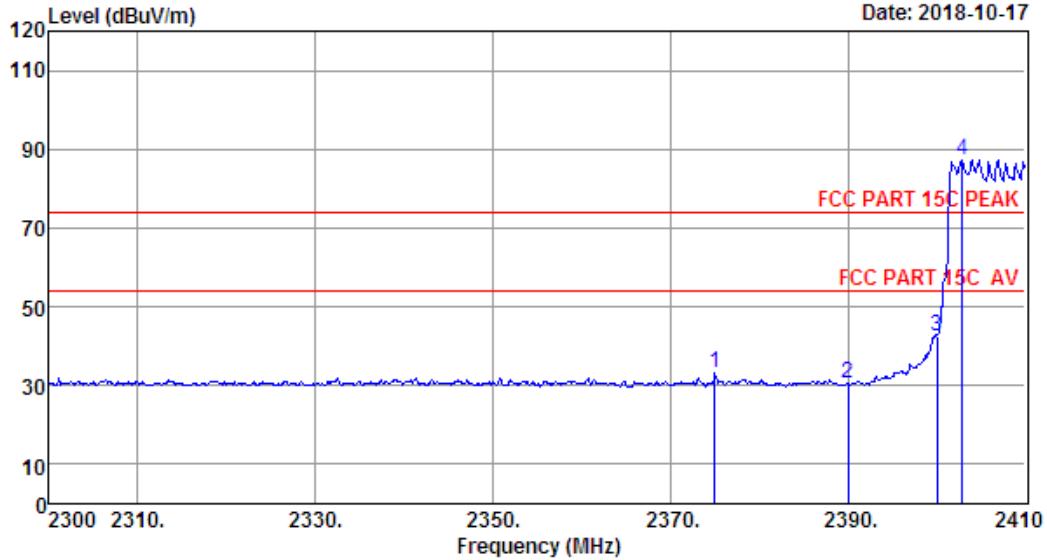
	Freq. (MHz)	Ant. Factor (dB/m)	Cable Loss (dB)	Amp Factor (dB)	Reading (dBuV)	Emission Level (dBuV/m)	Limits (dBuV/m)	Margin (dB)	Remark
1	2380.85	27.31	3.20	34.80	35.88	31.59	74.00	42.41	Peak
2	2390.00	27.35	3.21	34.87	34.62	30.31	74.00	43.69	Peak
3	2400.00	27.35	3.21	34.94	49.08	44.70	74.00	29.30	Peak
4	2407.80	27.39	3.23	34.94	92.77	88.45	74.00	-14.45	Peak

Remarks: 1. Emission Level= Antenna Factor + Cable Loss - Amp Factor + Reading.
 2. Margin= Limit - Emission Level.
 3. The emission levels that are 20dB below the official limit are not reported.

EST Technology

Chilingxiang, Qishantou, Santun,
Houjie, Dongguan, Guangdong, China
Tel:+86-769-83081888
Fax:+86-769-83081878

Data: 354 File: \\Emc-966-1\test data\2018\RF\J\Ju Da-RF.EM6 (360) Date: 2018-10-17



Site no. : 1# 966 Chamber Data no. : 354
 Dis. / Ant. : 3m ANT9120D 1-18G Ant. pol. : HORIZONTAL
 Limit : FCC PART 15C PEAK
 Env. / Ins. : Temp:23.9';Humi:52%;Press:101.52kPa
 Engineer : Viking
 EUT : Vintage Bluetooth Speaker
 Power : AC 120V/60Hz
 M/N : B07CWJR6YB
 Test Mode : 8-DPSK TX 2402MHz(Hopping On)

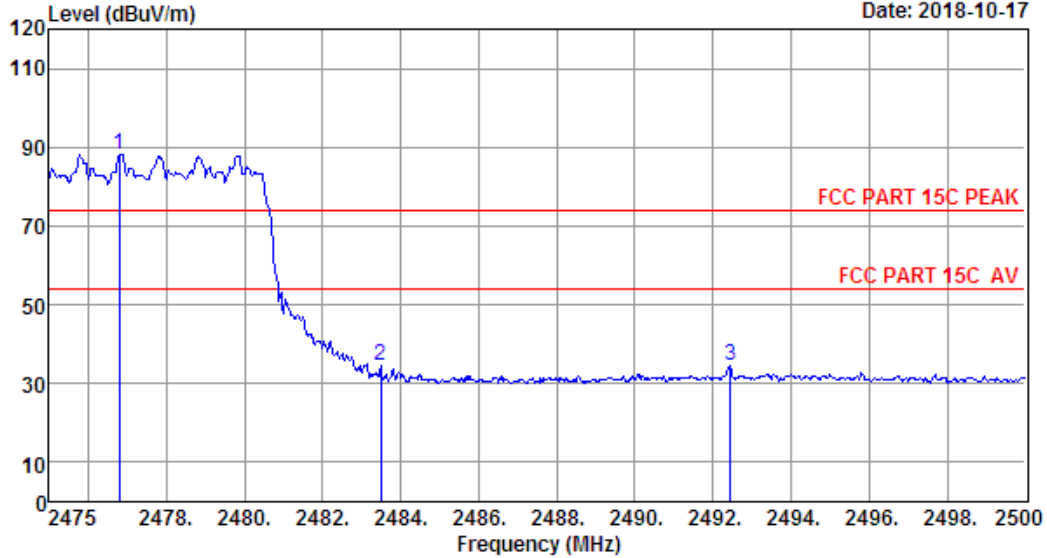
	Freq. (MHz)	Ant. Factor (dB/m)	Cable Loss (dB)	Amp Factor (dB)	Reading (dBuV)	Emission Level (dBuV/m)	Limits (dBuV/m)	Margin (dB)	Remark
1	2375.02	27.31	3.20	34.80	37.33	33.04	74.00	40.96	Peak
2	2390.00	27.35	3.21	34.87	34.72	30.41	74.00	43.59	Peak
3	2400.00	27.35	3.21	34.94	46.98	42.60	74.00	31.40	Peak
4	2402.85	27.39	3.23	34.94	91.76	87.44	74.00	-13.44	Peak

Remarks: 1. Emission Level= Antenna Factor + Cable Loss - Amp Factor + Reading.
 2. Margin= Limit - Emission Level.
 3. The emission levels that are 20dB below the official limit are not reported.

EST Technology

Chilingxiang, Qishantou, Santun,
Houjie, Dongguan, Guangdong, China
Tel:+86-769-83081888
Fax:+86-769-83081878

Data: 355 File: \\Emc-966-1\test data\2018\RF\J\Ju Da-RF.EM6 (360) Date: 2018-10-17



Site no. : 1# 966 Chamber Data no. : 355
 Dis. / Ant. : 3m ANT9120D 1-18G Ant. pol. : HORIZONTAL
 Limit : FCC PART 15C PEAK
 Env. / Ins. : Temp:23.9';Humi:52%;Press:101.52kPa
 Engineer : Viking
 EUT : Vintage Bluetooth Speaker
 Power : AC 120V/60Hz
 M/N : B07CWJR6YB
 Test Mode : 8-DPSK TX 2480MHz(Hopping On)

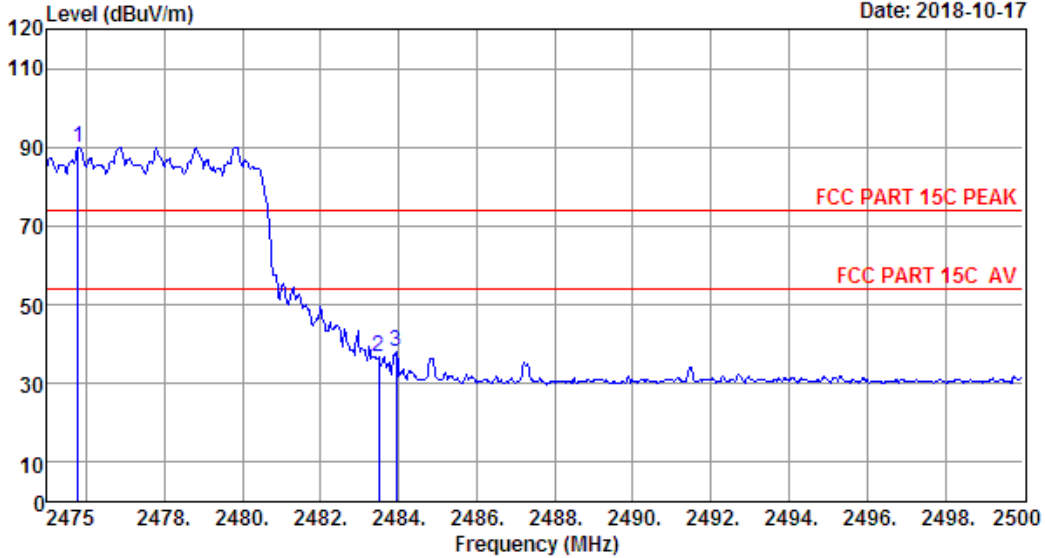
	Freq. (MHz)	Ant. Factor (dB/m)	Cable Loss (dB)	Amp Factor (dB)	Reading (dBuV)	Emission Level (dBuV/m)	Limits (dBuV/m)	Margin (dB)	Remark
1	2476.80	27.56	3.29	35.21	92.65	88.29	74.00	-14.29	Peak
2	2483.50	27.56	3.29	35.21	38.80	34.44	74.00	39.56	Peak
3	2492.45	27.60	3.30	35.27	38.94	34.57	74.00	39.43	Peak

Remarks: 1. Emission Level= Antenna Factor + Cable Loss - Amp Factor + Reading.
 2. Margin= Limit - Emission Level.
 3. The emission levels that are 20dB below the official limit are not reported.

EST Technology

Chilingxiang, Qishantou, Santun,
Houjie, Dongguan, Guangdong, China
Tel:+86-769-83081888
Fax:+86-769-83081878

Data: 356 File: \\Emc-966-1\test data\2018\RF\J\Ju Da-RF.EM6 (360) Date: 2018-10-17



Site no. : 1# 966 Chamber Data no. : 356
 Dis. / Ant. : 3m ANT9120D 1-18G Ant. pol. : VERTICAL
 Limit : FCC PART 15C PEAK
 Env. / Ins. : Temp:23.9';Humi:52%;Press:101.52kPa
 Engineer : Viking
 EUT : Vintage Bluetooth Speaker
 Power : AC 120V/60Hz
 M/N : B07CWJR6YB
 Test Mode : 8-DPSK TX 2480MHz(Hopping On)

	Freq. (MHz)	Ant. Factor (dB/m)	Cable Loss (dB)	Amp Factor (dB)	Reading (dBuV)	Emission Level (dBuV/m)	Limits (dBuV/m)	Margin (dB)	Remark
1	2475.80	27.56	3.29	35.21	94.44	90.08	74.00	-16.08	Peak
2	2483.50	27.56	3.29	35.21	41.13	36.77	74.00	37.23	Peak
3	2483.95	27.56	3.29	35.21	42.35	37.99	74.00	36.01	Peak

Remarks: 1. Emission Level= Antenna Factor + Cable Loss - Amp Factor + Reading.
 2. Margin= Limit - Emission Level.
 3. The emission levels that are 20dB below the official limit are not reported.

10. POWER LINE CONDUCTED EMISSIONS

10.1. Limit

Frequency	Maximum RF Line Voltage	
	Quasi-Peak Level dB(μ V)	Average Level dB(μ V)
150kHz ~ 500kHz	66 ~ 56*	56 ~ 46*
500kHz ~ 5MHz	56	46
5MHz ~ 30MHz	60	50

Notes: 1. * Decreasing linearly with logarithm of frequency.
2. The lower limit shall apply at the transition frequencies.

10.2. Test Procedure

The EUT was placed on a non-metallic table, 80cm above the ground plane. The EUT Power connected to the power mains through a line impedance stabilization network (L.I.S.N. 1#). This provides a 50 ohm coupling impedance for the EUT (Please refer the block diagram of the test setup and photographs). The AC line are checked to find out the maximum conducted emission. In order to find the maximum emission levels, the relative positions of equipment and all of the interface cables shall be changed according to ANSI C63.10: 2013 on Conducted Emission Test.

The bandwidth of test receiver (R & S ESHS30) is set at 10kHz.

The frequency range from 150kHz to 30MHz is checked.

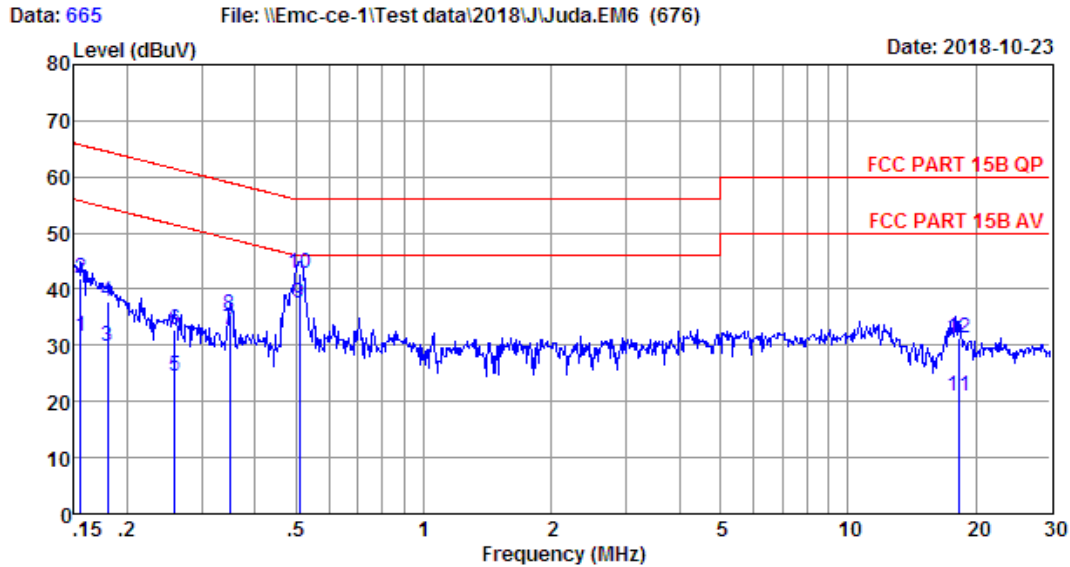
10.3. Test Result

PASS. (All emissions not reported below are too low against the prescribed limits.)

10.4.Test data

EST Technology

Chilingxiang, Qishantou, Santun,
Houjie, Dongguan,Guangdong,China
Tel:+86-769-83081888
Fax:+86-769-83081878



Site no : 844 Shield Room Data no. : 665
 Env. / Ins. : Temp:24.7'C Humi:53% Press:101.50kPa LINE Phase : LINE
 Limit : FCC PART 15B QP
 Engineer : Viking
 EUT : Vintage Bluetooth Speaker
 Power : AC 120V/60Hz
 M/N : B07CWJR6YB
 Test Mode : TX Mode

	Freq. (MHz)	LISN Factor (dB)	Cable Loss (dB)	Reading (dBuV)	Emission Level (dBuV)	Limits (dBuV)	Margin (dB)	Remark
1	0.16	9.73	9.69	12.20	31.62	55.69	24.07	Average
2	0.16	9.73	9.69	22.55	41.97	65.69	23.72	QP
3	0.18	9.73	9.77	10.43	29.93	54.50	24.57	Average
4	0.18	9.73	9.77	18.43	37.93	64.50	26.57	QP
5	0.26	9.72	9.92	4.90	24.54	51.47	26.93	Average
6	0.26	9.72	9.92	13.21	32.85	61.47	28.62	QP
7	0.35	9.72	9.92	13.20	32.84	49.00	16.16	Average
8	0.35	9.72	9.92	15.78	35.42	59.00	23.58	QP
9	0.51	9.72	9.92	17.93	37.57	46.00	8.43	Average
10	0.51	9.72	9.92	23.31	42.95	56.00	13.05	QP
11	18.23	10.01	10.15	0.81	20.97	50.00	29.03	Average
12	18.23	10.01	10.15	11.16	31.32	60.00	28.68	QP

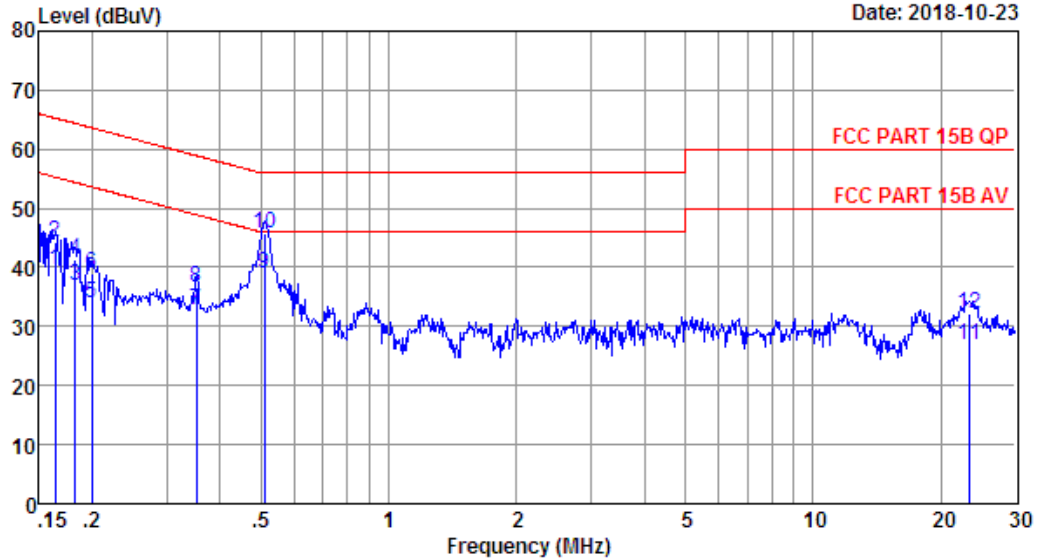
Remarks: 1. Emission Level= LISN Factor + Cable Loss + Reading.
 2. Margin= Limit - Emission Level.
 3. If the average limit is met when using a quasi-peak detector,
 the EUT shall be deemed to meet both limits and measurement
 with average detector is unnecessary.

EST Technology

Chilingxiang, Qishantou, Santun,
Houjie, Dongguan, Guangdong, China
Tel:+86-769-83081888
Fax:+86-769-83081878

Data: 667 File: \\Emc-ce-1\Test data\2018\JJ\Juda.EM6 (676)

Date: 2018-10-23



Site no : 844 Shield Room Data no. : 667
 Env. / Ins. : Temp:24.7'C Humi:53% Press:101.50kPa LINE Phase : NEUTRAL
 Limit : FCC PART 15B QP
 Engineer : Viking
 EUT : Vintage Bluetooth Speaker
 Power : AC 120V/60Hz
 M/N : B07CWJR6YB
 Test Mode : TX Mode

	Freq. (MHz)	LISN Factor (dB)	Cable Loss (dB)	Reading (dBuV)	Emission Level (dBuV)	Limits (dBuV)	Margin (dB)	Remark
1	0.16	9.61	9.69	20.20	39.50	55.30	15.80	Average
2	0.16	9.61	9.69	24.89	44.19	65.30	21.11	QP
3	0.18	9.62	9.77	17.43	36.82	54.37	17.55	Average
4	0.18	9.62	9.77	21.82	41.21	64.37	23.16	QP
5	0.20	9.62	9.77	14.43	33.82	53.62	19.80	Average
6	0.20	9.62	9.77	19.62	39.01	63.62	24.61	QP
7	0.35	9.63	9.92	13.20	32.75	48.91	16.16	Average
8	0.35	9.63	9.92	17.01	36.56	58.91	22.35	QP
9	0.51	9.65	9.92	19.44	39.01	46.00	6.99	Average
10	0.51	9.65	9.92	26.18	45.75	56.00	10.25	QP
11	23.26	10.20	10.17	6.54	26.91	50.00	23.09	Average
12	23.26	10.20	10.17	11.86	32.23	60.00	27.77	QP

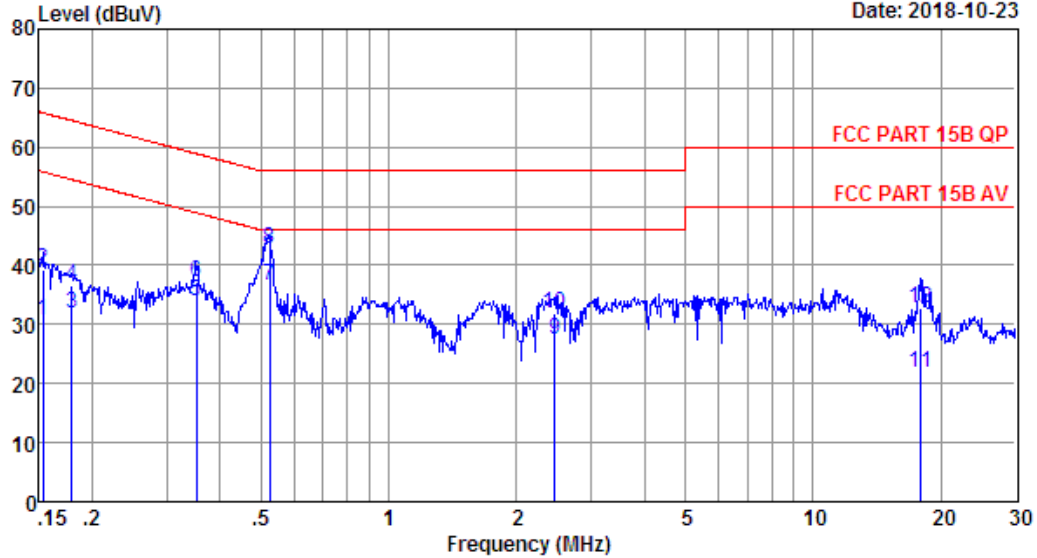
Remarks: 1. Emission Level= LISN Factor + Cable Loss + Reading.
 2. Margin= Limit - Emission Level.
 3. If the average limit is met when using a quasi-peak detector,
 the EUT shall be deemed to meet both limits and measurement
 with average detector is unnecessary.

EST Technology

Chilingxiang, Qishantou, Santun,
Houjie, Dongguan, Guangdong, China
Tel:+86-769-83081888
Fax:+86-769-83081878

Data: 673 File: \\Emc-ce-1\Test data\2018\JJ\Juda.EM6 (676)

Date: 2018-10-23



Site no : 844 Shield Room Data no. : 673
 Env. / Ins. : Temp:24.7'C Humi:53% Press:101.50kPa LINE Phase : LINE
 Limit : FCC PART 15B QP
 Engineer : Viking
 EUT : Vintage Bluetooth Speaker
 Power : AC 240V/60Hz
 M/N : B07CWJR6YB
 Test Mode : TX Mode

	Freq. (MHz)	LISN Factor (dB)	Cable Loss (dB)	Reading (dBuV)	Emission Level (dBuV)	Limits (dBuV)	Margin (dB)	Remark
1	0.15	9.73	9.69	11.20	30.62	55.82	25.20	Average
2	0.15	9.73	9.69	19.79	39.21	65.82	26.61	QP
3	0.18	9.73	9.77	12.43	31.93	54.55	22.62	Average
4	0.18	9.73	9.77	17.05	36.55	64.55	28.00	QP
5	0.35	9.72	9.92	14.20	33.84	48.91	15.07	Average
6	0.35	9.72	9.92	17.66	37.30	58.91	21.61	QP
7	0.52	9.72	9.92	16.93	36.57	46.00	9.43	Average
8	0.52	9.72	9.92	23.17	42.81	56.00	13.19	QP
9	2.46	9.75	9.96	7.66	27.37	46.00	18.63	Average
10	2.46	9.75	9.96	12.04	31.75	56.00	24.25	QP
11	17.94	9.99	10.14	1.68	21.81	50.00	28.19	Average
12	17.94	9.99	10.14	12.71	32.84	60.00	27.16	QP

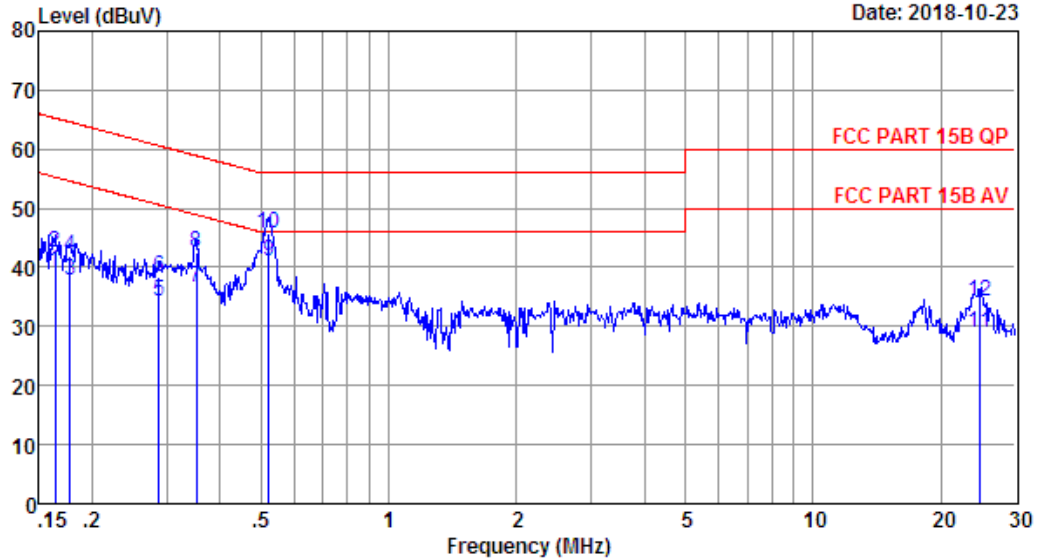
Remarks: 1. Emission Level= LISN Factor + Cable Loss + Reading.
 2. Margin= Limit - Emission Level.
 3. If the average limit is met when using a quasi-peak detector,
 the EUT shall be deemed to meet both limits and measurement
 with average detector is unnecessary.

EST Technology

Chilingxiang, Qishantou, Santun,
Houjie, Dongguan, Guangdong, China
Tel:+86-769-83081888
Fax:+86-769-83081878

Data: 675 File: \\Emc-ce-1\Test data\2018\JJ\Juda.EM6 (676)

Date: 2018-10-23



Site no : 844 Shield Room Data no. : 675
 Env. / Ins. : Temp:24.7'C Humi:53% Press:101.50kPa LINE Phase : NEUTRAL
 Limit : FCC PART 15B QP
 Engineer : Viking
 EUT : Vintage Bluetooth Speaker
 Power : AC 240V/60Hz
 M/N : B07CWJR6YB
 Test Mode : TX Mode

	Freq. (MHz)	LISN Factor (dB)	Cable Loss (dB)	Reading (dBuV)	Emission Level (dBuV)	Limits (dBuV)	Margin (dB)	Remark
1	0.16	9.61	9.69	19.92	39.22	55.30	16.08	Average
2	0.16	9.61	9.69	23.29	42.59	65.30	22.71	QP
3	0.18	9.61	9.77	18.43	37.81	54.59	16.78	Average
4	0.18	9.61	9.77	22.55	41.93	64.59	22.66	QP
5	0.29	9.62	9.92	14.60	34.14	50.59	16.45	Average
6	0.29	9.62	9.92	18.77	38.31	60.59	22.28	QP
7	0.35	9.63	9.92	17.20	36.75	48.91	12.16	Average
8	0.35	9.63	9.92	23.03	42.58	58.91	16.33	QP
9	0.52	9.65	9.92	21.44	41.01	46.00	4.99	Average
10	0.52	9.65	9.92	26.30	45.87	56.00	10.13	QP
11	24.66	10.21	10.17	8.59	28.97	50.00	21.03	Average
12	24.66	10.21	10.17	13.97	34.35	60.00	25.65	QP

Remarks: 1. Emission Level= LISN Factor + Cable Loss + Reading.
 2. Margin= Limit - Emission Level.
 3. If the average limit is met when using a quasi-peak detector,
 the EUT shall be deemed to meet both limits and measurement
 with average detector is unnecessary.

11. ANTENNA REQUIREMENTS

11.1. Limit


For intentional device, according to FCC 47 CFR Section 15.203, an intentional radiator shall be designed to ensure that no antenna other than that furnished by the responsible party shall be used with the device. And according to FCC 47 CFR Section 15.247 (b), if transmitting antennas of directional gain greater than 6dBi are used, the power shall be reduced by the amount in dB that the directional gain of the antenna exceeds 6dBi.

11.2. Result


The antennas used for this product are PCB antenna and that no antenna other than that furnished by the responsible party shall be used with the device, the maximum peak gain of the transmit antenna is only 0dBi.

12. TEST SETUP PHOTO


Conducted Test



Radiated Test (30-1000 MHz)



Radiated Test (Above 1GHz)




13. PHOTO EUT



External Photos
M/N: B07CWJR6YB



External Photos
M/N: B07CWJR6YB




External Photos
M/N: B07CWJR6YB




Internal Photos
M/N: B07CWJR6YB





Internal Photos
M/N: B07CWJR6YB



Internal Photos
M/N: B07CWJR6YB



Internal Photos
M/N: B07CWJR6YB



Bluetooth
Antenna