

The Crestron® UC-P8-T-C-(HS)-(I) is a video phone and 8 inches LCD touch screen Phone for MS Teams.

Regulatory Model: M202029002

This Quick Start Guide covers the following SKUs:

- **UC-P8-T-C-HS:** 8in Teams Video Phone with handset
- **UC-P8-T-C-HS-I:** 8in Teams Video Phone with handset (International)
- **UC-P8-T-C:** 8in Teams Video Phone without handset
- **UC-P8-T-C-I:** 8in Teams Video Phone without handset (International)

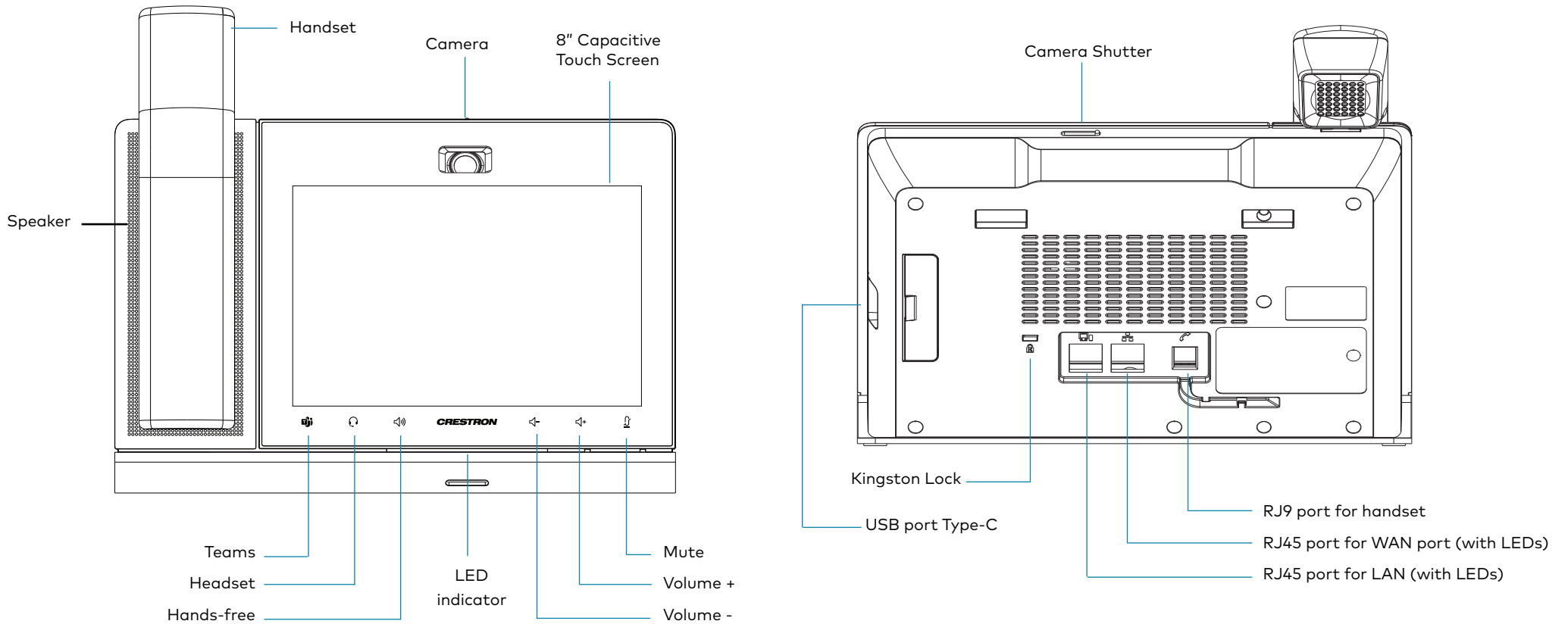


### In the Box

- 1 UC-P8-T-C-(HS)-(I) Teams Video Phone
- 1 Handset (with UC-P8-T-C-HS & UC-P8-T-C-HS-I only)
- 1 Phone Cord (with UC-P8-T-C-HS & UC-P8-T-C-HS-I only)

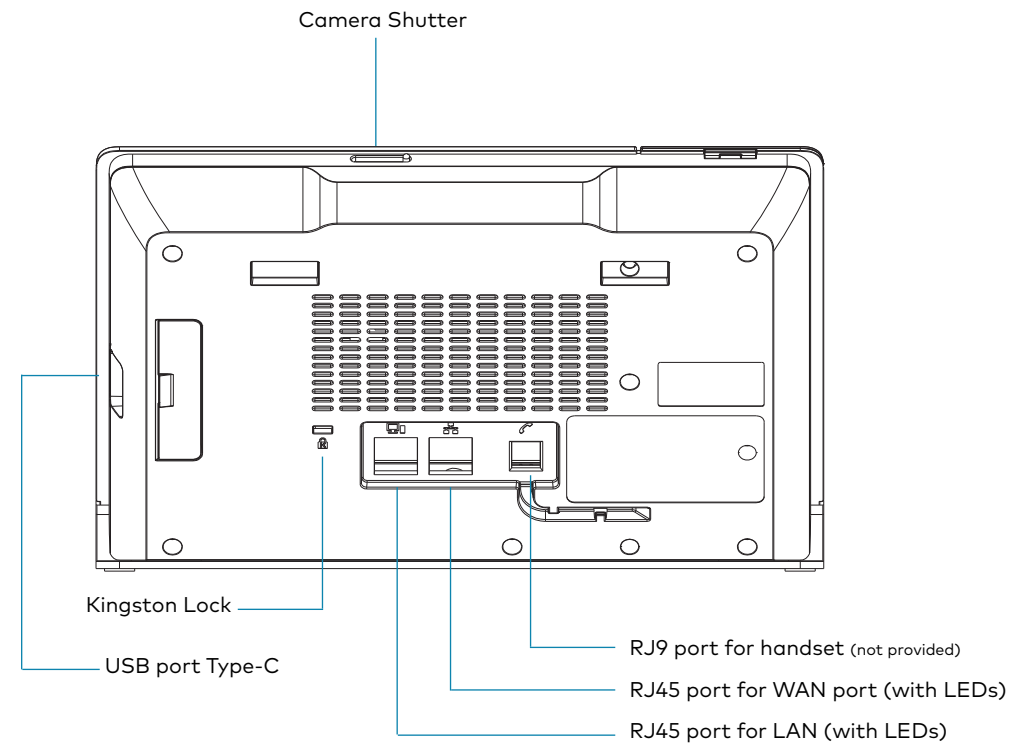
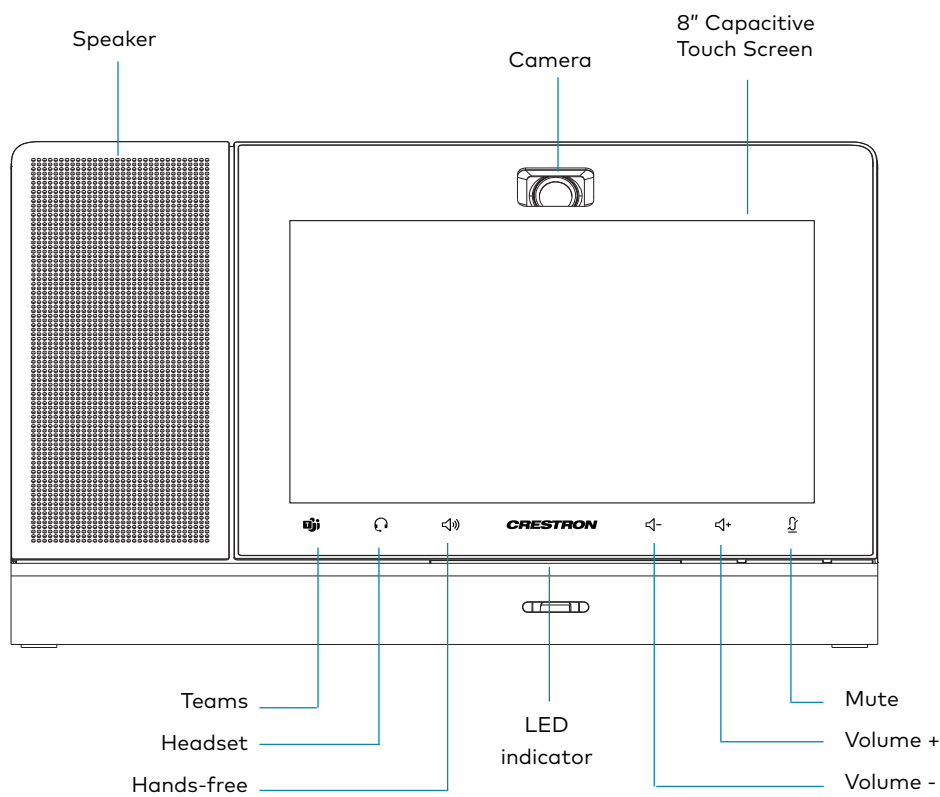
## Overview

The following diagram illustrates the UC-P8-T-C-HS & UC-P8-T-C-HS-I components.





## Overview

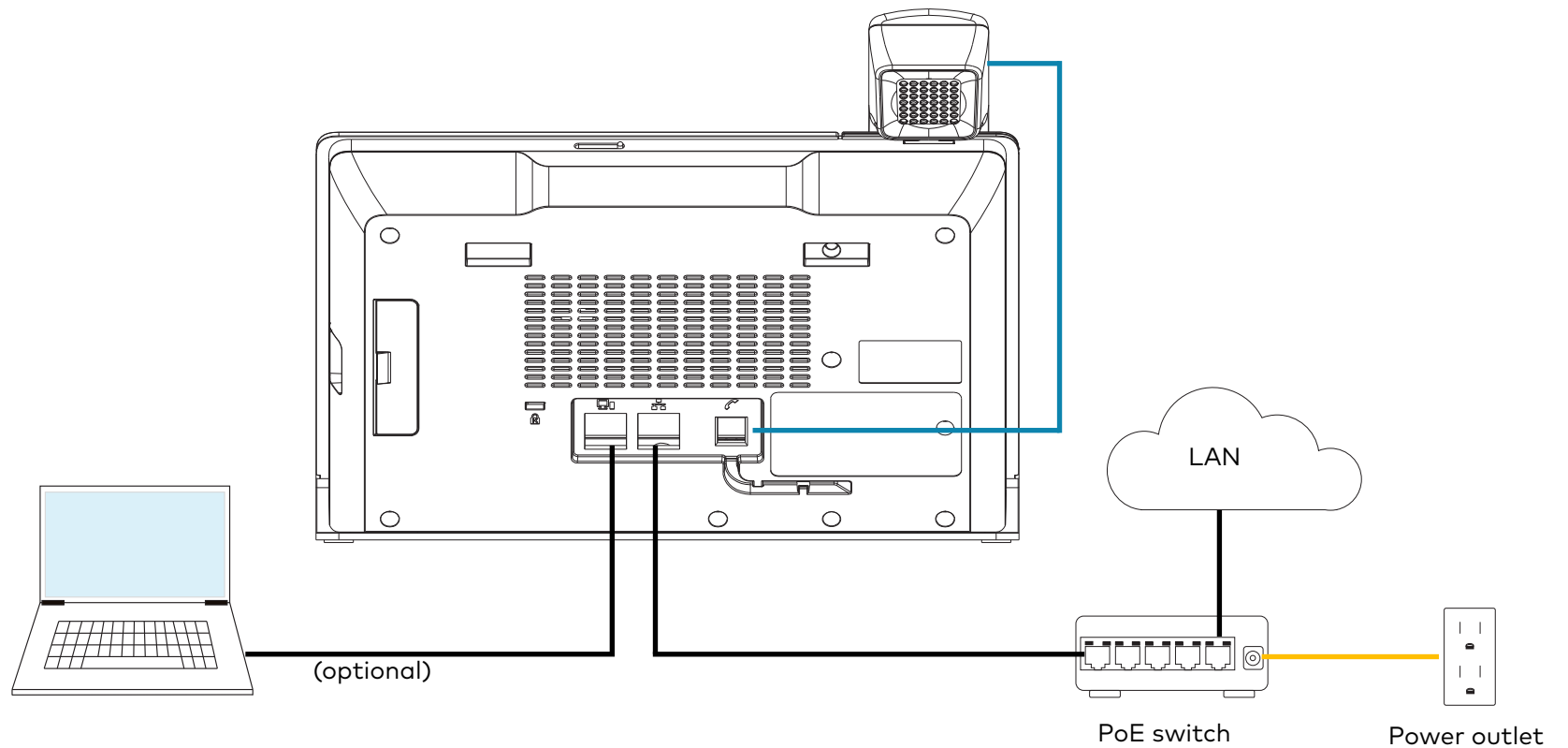
The following diagram illustrates the UC-P8-T-C & UC-P8-T-I components.



## Connect



Make connections for UC-P8-T-C-HS-(I) as shown below.

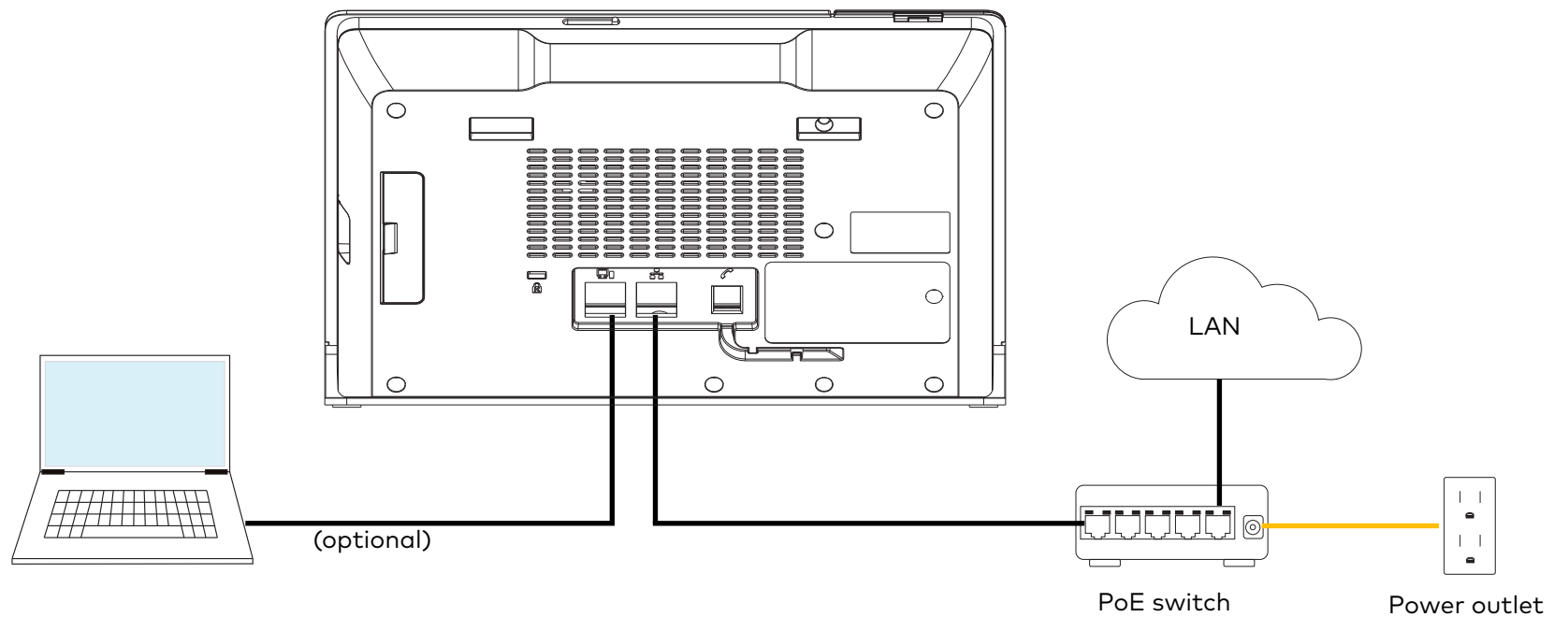
-  LAN
-  Power
-  Phone Cord



## Connect

Make connections for UC-P8-T-C-(I) as shown below.

-  LAN
-  Power





## Configure and Use

Refer to the UC-P8-T Product Manual (Doc. 7844) at [www.crestron.com/manuals](http://www.crestron.com/manuals) for instructions on configuring and using the UC-P8-T-C-(HS)-(I).



## Visit the Product Page

Scan the QR code to visit the product page.



[www.crestron.com/model/6511032](http://www.crestron.com/model/6511032)

## Additional Information

### Original Instructions

The U.S. English version of this document is the original instructions. All other languages are a translation of the original instructions.

Crestron product development software is licensed to Crestron dealers and Crestron Service Providers (CSPs) under a limited nonexclusive, nontransferable Software Development Tools License Agreement. Crestron product operating system software is licensed to Crestron dealers, CSPs, and end-users under a separate End-User License Agreement. Both of these Agreements can be found on the Crestron website at [www.crestron.com/legal/software\\_license\\_agreement](http://www.crestron.com/legal/software_license_agreement).

The product warranty can be found at [www.crestron.com/warranty](http://www.crestron.com/warranty).

The specific patents that cover Crestron products are listed at [www.crestron.com/legal/patents](http://www.crestron.com/legal/patents).

Certain Crestron products contain open source software. For specific information, visit [www.crestron.com/opensource](http://www.crestron.com/opensource).

Crestron, the Crestron logo, and Crestron Mercury are either trademarks or registered trademarks of Crestron Electronics, Inc. in the United States and/or other countries. HDBaseT is either a trademark or registered trademark of the HDBaseT Alliance in the United States and/or other countries. HDMI and the HDMI logo are either trademarks or registered trademarks of HDMI Licensing LLC in the United States and/or other countries. Other trademarks, registered trademarks, and trade names may be used in this document to refer to either the entities claiming the marks and names or their products. Crestron disclaims any proprietary interest in the marks and names of others. Crestron is not responsible for errors in typography or photography.

©2020 Crestron Electronics, Inc.

Doc ID 8574B (2054930)

23/10/2020

The Crestron® UC-P8-T-(HS)-(I) is an audio phone and 8 inches LCD touch screen Phone for MS Teams.

Regulatory Model: M202029002

This Quick Start Guide covers the following SKUs:

- **UC-P8-T-HS:** 8in Teams Phone with handset
- **UC-P8-T-HS-I:** 8in Teams Phone with handset (International)
- **UC-P8-T:** 8in Teams Phone without handset
- **UC-P8-T-I:** 8in Teams Phone without handset (International)



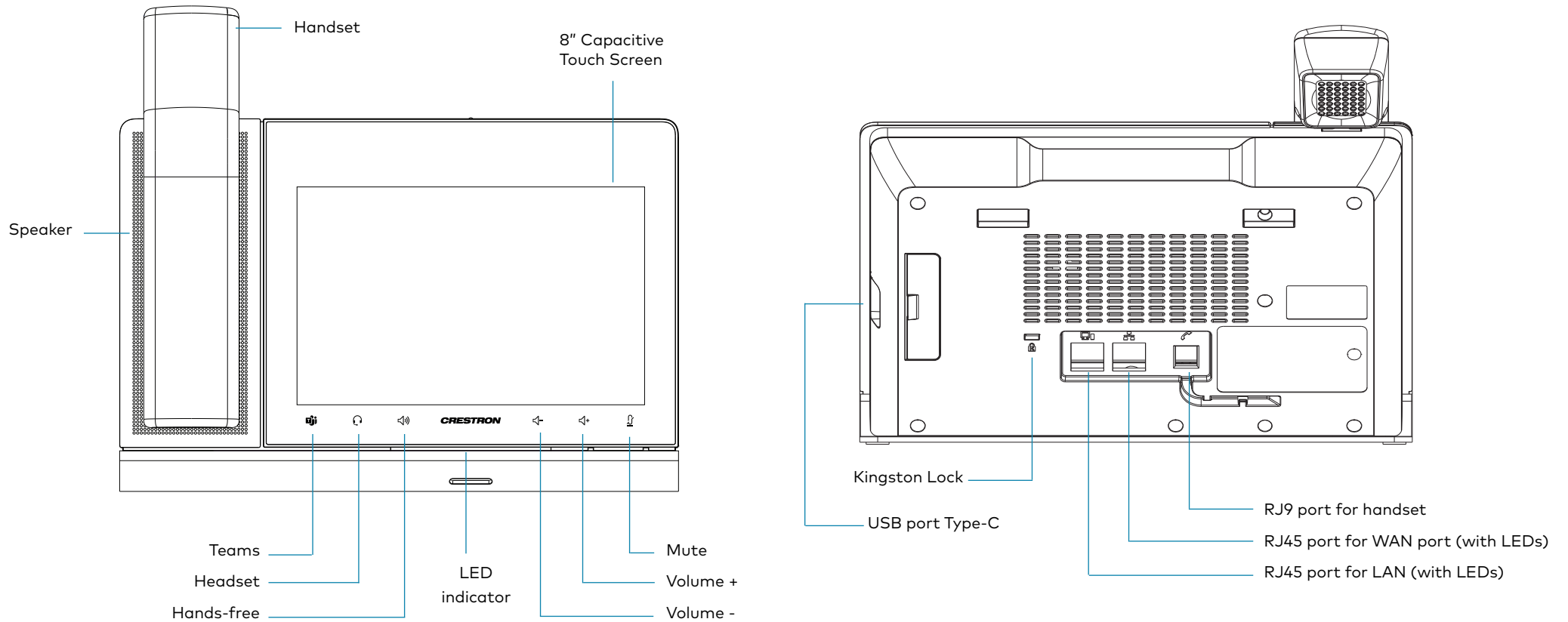
### In the Box

- 1 UC-P8-T-(HS)-(I) Teams Phone
- 1 Handset (with UC-P8-T-HS & UC-P8-T-HS-I only)
- 1 Phone Cord (with UC-P8-T-HS & UC-P8-T-HS-I only)



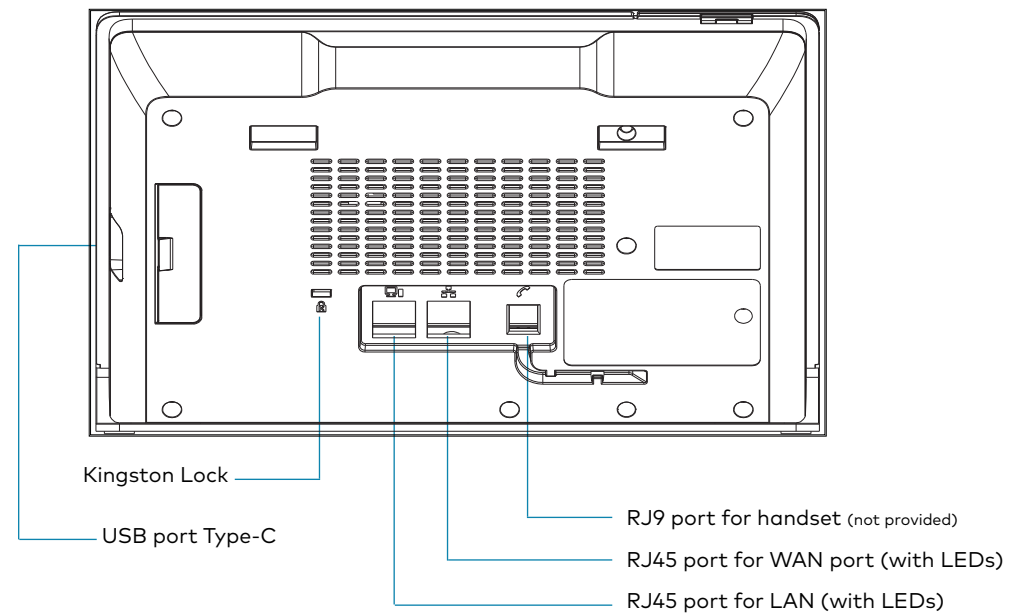
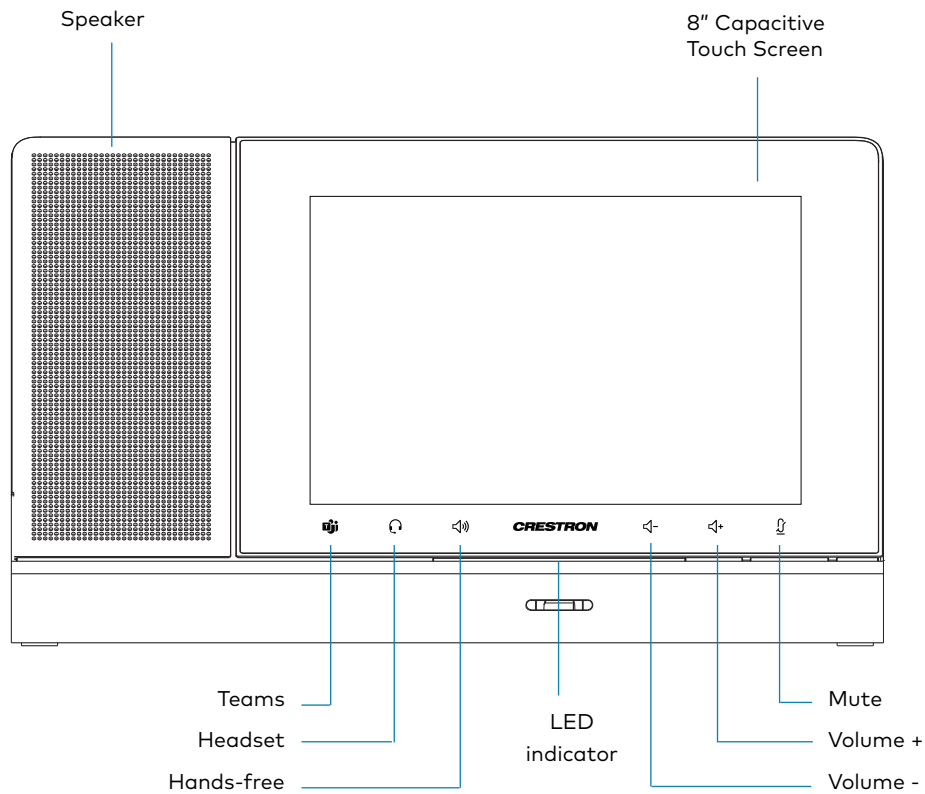
## Overview

The following diagram illustrates the UC-P8-T-HS & UC-P8-T-HS-I components.



## Overview

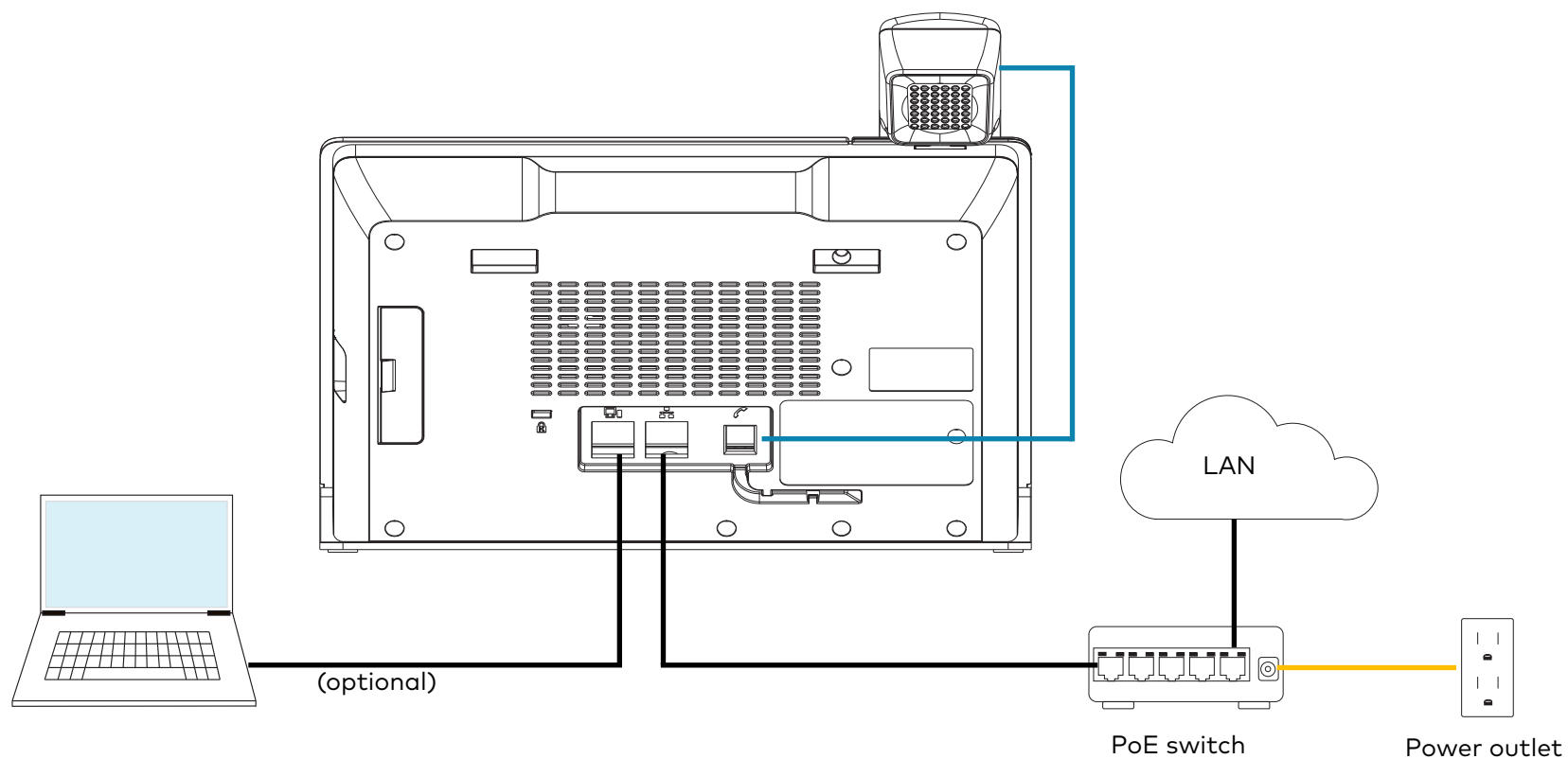
The following diagram illustrates the UC-P8-T & UC-P8-T-I components.



## Connect

Make connections for UC-P8-T-HS-(I) as shown below.

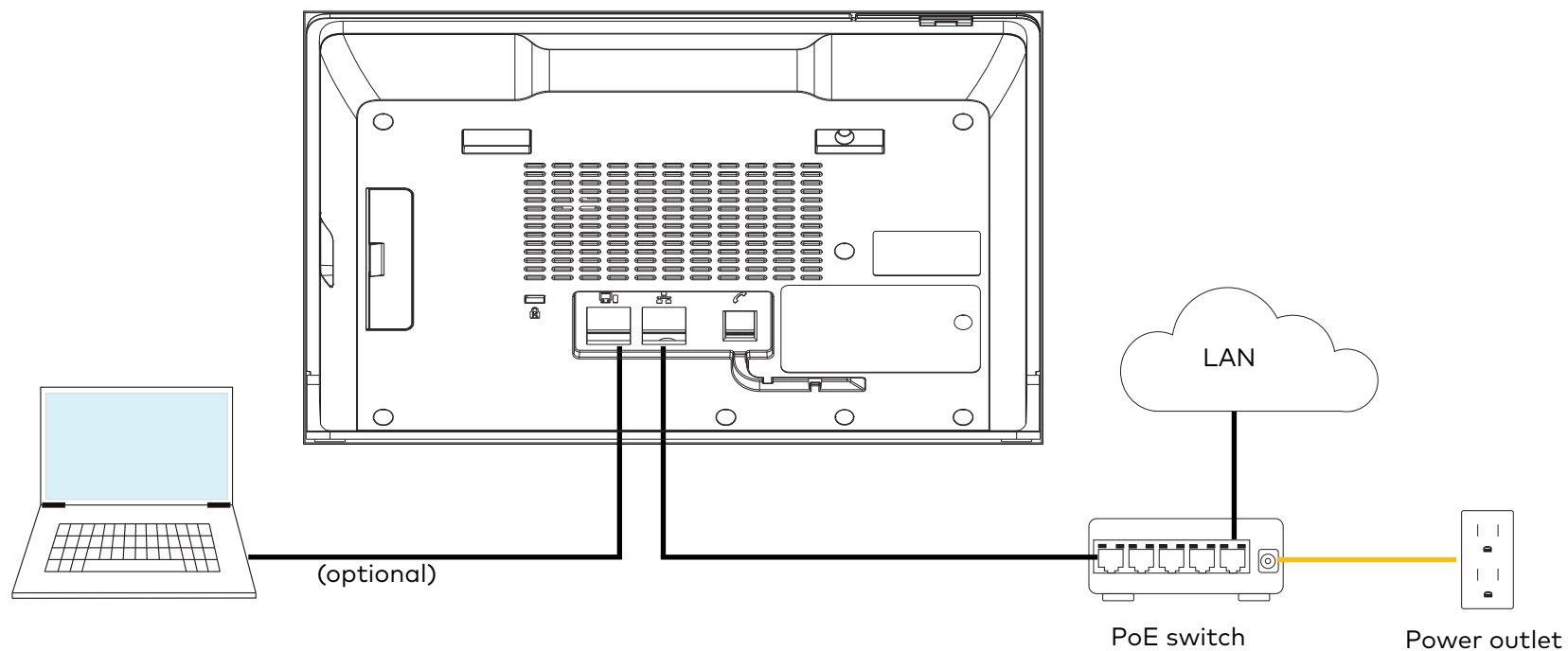
- LAN
- Power
- Phone Cord



## Connect

Make connections for UC-P8-T-(I) as shown below.

-  LAN
-  Power





## Configure and Use

Refer to the UC-P8-T Product Manual (Doc. 7844) at [www.crestron.com/manuals](http://www.crestron.com/manuals) for instructions on configuring and using the UC-P8-T-(HS)-(I).



## Visit the Product Page

Scan the QR code to visit the product page.



[www.crestron.com/model/6511032](http://www.crestron.com/model/6511032)

## Additional Information

### Original Instructions

The U.S. English version of this document is the original instructions. All other languages are a translation of the original instructions.

Crestron product development software is licensed to Crestron dealers and Crestron Service Providers (CSPs) under a limited nonexclusive, nontransferable Software Development Tools License Agreement. Crestron product operating system software is licensed to Crestron dealers, CSPs, and end-users under a separate End-User License Agreement. Both of these Agreements can be found on the Crestron website at [www.crestron.com/legal/software\\_license\\_agreement](http://www.crestron.com/legal/software_license_agreement).

The product warranty can be found at [www.crestron.com/warranty](http://www.crestron.com/warranty).

The specific patents that cover Crestron products are listed at [www.crestron.com/legal/patents](http://www.crestron.com/legal/patents).

Certain Crestron products contain open source software. For specific information, visit [www.crestron.com/opensource](http://www.crestron.com/opensource).

Crestron, the Crestron logo, and Crestron Mercury are either trademarks or registered trademarks of Crestron Electronics, Inc. in the United States and/or other countries. HDBaseT is either a trademark or registered trademark of the HDBaseT Alliance in the United States and/or other countries. HDMI and the HDMI logo are either trademarks or registered trademarks of HDMI Licensing LLC in the United States and/or other countries. Other trademarks, registered trademarks, and trade names may be used in this document to refer to either the entities claiming the marks and names or their products. Crestron disclaims any proprietary interest in the marks and names of others. Crestron is not responsible for errors in typography or photography.

©2020 Crestron Electronics, Inc.

Doc ID 8574B (2054930)

23/10/2020

## **U.S. FCC Part 68 Regulatory Information**

This equipment complies with Part 68 of the FCC rules. Located on the equipment is a label that contains, among other information, the ACTA registration number and ringer equivalence number (REN.) If requested, this information must be provided to the telephone company.

The REN is used to determine the quantity of devices which may be connected to the telephone line. Excessive REN's on the telephone line may result in the devices not ringing in response to an incoming call. In most, but not all areas, the sum of the REN's should not exceed five (5.0). To be certain of the number of devices that may be connected to the line, as determined by the total REN's contact the telephone company to determine the maximum REN for the calling area.

This equipment cannot be used on the telephone company-provided coin service. Connection to Party Line Service is subject to State Tariffs.

If this equipment causes harm to the telephone network, the telephone company will notify you in advance that temporary discontinuance of service may be required. If advance notice isn't practical, the telephone company will notify the customer as soon as possible. Also, you will be advised of your right to file a complaint with the FCC if you believe it is necessary. The telephone company may make changes in its facilities, equipment, operations, or procedures that could affect the operation of the equipment. If this happens, the telephone company will provide advance notice in order for you to make the necessary modifications in order to maintain uninterrupted service.

If the trouble is causing harm to the telephone network, the telephone company may request you to remove the equipment from the network until the problem is resolved.

This equipment uses the following USOC jacks: RJ45C.

It is recommended that the customer install an AC surge arrester in the AC outlet to which this device is connected. This is to avoid damaging the equipment caused by local lightning strikes and other electrical surges.

Since this device has the HAC function, the earpiece is easy to absorb small, please take care to avoid scratching.

If trouble is experienced with this equipment, please contact (Agent in the US):

Company Name: Crestron Electronics Inc

Address: 15 Volvo Drive, Rockleigh, New Jersey, 07647, USA

Tel: 800-237-2041

## **U.S. FCC Part 15 Regulatory Information**

This device complies with part 15 of the FCC Rules. Operation is subject to the following two conditions:(1) this device may not cause harmful interference, and (2) this device must accept any interference received, including interference that may cause undesired operation.

Any Changes or modifications not expressly approved by the party responsible for compliance could void the user's authority to operate the equipment.

Note: This equipment has been tested and found to comply with the limits for a Class B digital device, pursuant to part 15 of the FCC Rules. These limits are designed to provide reasonable protection against harmful interference in a residential installation. This equipment generates, uses and can radiate radio frequency energy and, if not installed and used in accordance with the instructions, may cause harmful interference to radio communications. However, there is no guarantee that interference will not occur in a particular installation. If this equipment does cause harmful interference to radio or television reception, which can be determined by turning the equipment off and on, the user is encouraged to try to correct the interference by one or more of the following measures:

- Reorient or relocate the receiving antenna.
- Increase the separation between the equipment and receiver.
- Connect the equipment into an outlet on a circuit different from that to which the receiver is connected.
- Consult the dealer or an experienced radio/TV technician for help.

### **FCC Radiation Exposure Statement:**

- This equipment complies with radiation exposure limits set forth for an uncontrolled environment. This equipment should be installed and operated with minimum distance 20cm between the radiator & your body.

This transmitter must not be co-located or operating in conjunction with any other antenna or transmitter.



## **Canada Regulatory Information**

### **Radio equipment**

Operation of 5150-5350 MHz is restricted to indoor use only.

This device contains licence-exempt transmitter(s)/receiver(s) that comply with Innovation, Science and Economic Development Canada's licence-exempt RSS(s). Operation is subject to the following two conditions:

- (1) This device may not cause interference.
- (2) This device must accept any interference, including interference that may cause undesired operation of the device.

Le fonctionnement de 5150-5350 MHz est limité à une utilisation en intérieur uniquement.

Le présent appareil est conforme aux CNR d'Innovation, Sciences et Développement économique Canada applicables aux appareils radio exempts de licence. L'exploitation est autorisée aux deux conditions suivantes :

- (1) l'appareil n' doit pas produire de brouillage, et
- (2) l'utilisateur de l'appareil doit accepter tout brouillage radioélectrique subi, même si le brouillage est susceptible d'en compromettre le fonctionnement.

The device is compliance with RF exposure guidelines, users can obtain Canadian information on RF exposure and compliance. The minimum distance from body to use the device is 20cm.

Le présent appareil est conforme Après examen de ce matériel aux conformité ou aux limites d'intensité de champ RF, les utilisateurs peuvent sur l'exposition aux radiofréquences et la conformité and compliance d'acquérir les informations correspondantes. La distance minimale du corps à utiliser le dispositif est de 20cm.

CAN ICES-3 (B)/NMB-3(B)

### **Terminal equipment**

This product meets the applicable Innovation, Science and Economic Development Canada technical specifications.

The Ringer Equivalence Number (REN) indicates the maximum number of devices allowed to be connected to a telephone interface. The termination of an interface may consist of any combination of devices subject only to the requirement that the sum of the RENs of all the devices not exceed five.

Ce produit répond à la innovation, des sciences et de Développement économique Canada spécifications techniques applicables.

Le nombre équivalent de sonneries (REN) indique le nombre maximal de terminaux qui peuvent être raccordés à une interface téléphonique. La terminaison d'une interface peut consister en une combinaison de dispositifs, à la seule condition que la somme des REN de tous les dispositifs ne dépasse pas cinq.

## EU Regulatory Information

Support Frequency Bands and Power:

BT < 10 dBm;

WLAN 2412-2472 MHz < 20 dBm;

WLAN 5150-5250 MHz < 23 dBm;

WLAN 5250-5350 MHz / 5470-5725 MHz < 20 dBm;

WLAN 5725-5825 MHz < 14 dBm;



AT	BE	CY	CZ	DK	EE	FI
FR	DE	EL	HU	IE	IT	LV
LT	LU	MT	NL	PL	PT	SK
SI	ES	SE	UK	BG	RO	HR

In all EU member states, operation of 5150  
- 5350 MHz is restricted to indoor use only.

The simplified EU declaration of conformity referred to in Article 10(9) shall be provided as follows:

Hereby, [CRESTRON ELECTRONICS, INC.] declares that the radio equipment type [M202029002] is in compliance with Directive 2014/53/EU.

The full text of the EU declaration of conformity is available at the following internet address:  
[www.crestron.com/docs/](http://www.crestron.com/docs/)