


Crestron Electronics, Inc.

**MNET 2-Way RF Transceiver Module
2.405 – 2.480 GHz**

FCC ID: EROCWD1012

Photo One – External

MNET Transceiver Module with Dipole Antenna




Crestron Electronics, Inc.

**MNET 2-Way RF Transceiver Module
2.405 – 2.480 GHz**

FCC ID: EROCWD1012

Photo Two – External

MNET Transceiver Module with FCC ID Label Close-Up




Crestron Electronics, Inc.

**MNET 2-Way RF Transceiver Module
2.405 – 2.480 GHz**

FCC ID: EROCWD1012

Photo Three – External

MNET Transceiver Module Antenna Connection




Crestron Electronics, Inc.

MNET 2-Way RF Transceiver Module
2.405 – 2.480 GHz

FCC ID: EROCWD1012

Photo Four – External

MNET Transceiver Module Antenna Connection, Another View




Crestron Electronics, Inc.

MNET 2-Way RF Transceiver Module
2.405 – 2.480 GHz

FCC ID: EROCWD1012

Photo Five – External

MNET Transceiver Module with Shield Removed




Crestron Electronics, Inc.

**MNET 2-Way RF Transceiver Module
2.405 – 2.480 GHz**

FCC ID: EROCWD1012

Photo Six – External

MNET Transceiver Module with Shield Removed, Another View



Crestron Electronics, Inc.

**MNET 2-Way RF Transceiver Module
2.405 – 2.480 GHz**

FCC ID: EROCWD1012

Photo Seven – External

MNET Transceiver Module – Flip Side of PCB

