

Let's get started!  
**Activate & charge  
The Dash!**



Connect The Dash to a power source  
via USB and charge your Dash.

**No Cables.  
No Boundaries.**



Use the Dash  
**Stand - alone or with  
a smartphone**

**Listen. Track. Communicate.**



**Bragi App**

Free Download

**Customize.**


Download the free Bragi App now  
to personalize your Dash experience.

[bragi.com](http://bragi.com)



**Charging.**


With The Dash in The Charger,  
connect to your computer or a  
power supply via USB.



Video tutorials on [bragi.com/support](http://bragi.com/support)

**Charge The Dash up to  
5 times while on-the-go.**

**Battery status.**



**Shake...**

See the current battery  
status by shaking your Dash.

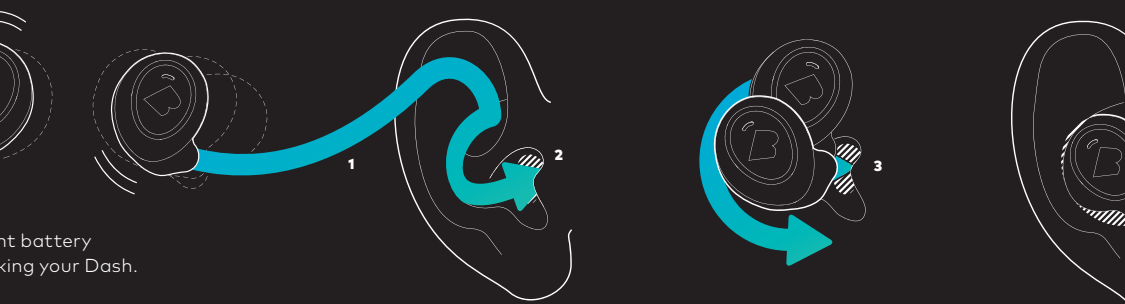


**high**

**medium**

**low**

**Insert. The PerfectFit.**



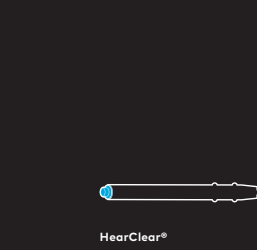
**1.** Tilt The Dash slightly forward.

**2.** Insert the tip firmly in your ear canal.

**3.** Adjust The Dash by rotating it backwards.

Video tutorial on [bragi.com/support](http://bragi.com/support)

**HearClears.**



**Replace your wax guard...**

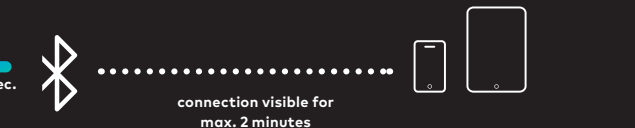
**1.** Place the blank side of the applicator in your  
HearClear® and twist it clockwise.

**2.** Pull it out.

**3.** Insert the new HearClear® from the other end  
of the applicator.

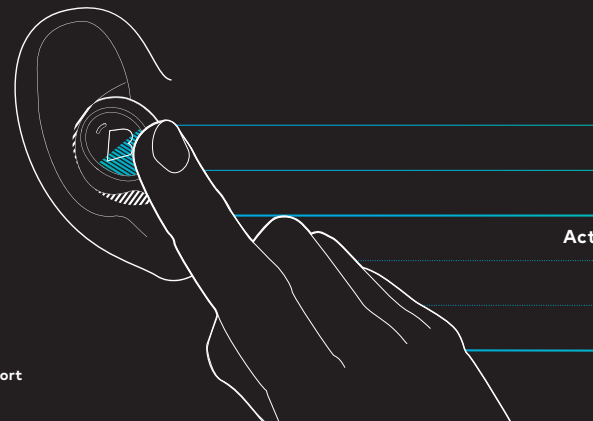


## Connect.



1. Touch and hold your Dash for 5 seconds to enter pairing mode.
2. Select The Dash in your Bluetooth settings and connect.

## Basic gestures.



## Left Dash

Track

- Activity feedback
- Audio Transparency
- Activity Menu Enter/ Exit**
- Start/ End activity
- Next activity
- Connect Sensors

## Right Dash

Listen & Communicate

- Play/ Pause music & answer phone call
- Next song
- Volume Up/ Down
- Playlist Menu Enter/ Exit**
- Select playlist
- Next playlist
- Connect Audio

- Tap
- 2x Tap
- ↔ Swipe
- ▬ Hold
- Tap
- 2x Tap
- ▬ 5 sec.

See more features on [bragi.com/support](http://bragi.com/support)



The Dash  
The Charger &  
The Slide

HearClear®  
Wax Guard

USB / Micro USB Cable

## Explore.

[bragi.com/support](http://bragi.com/support)

Experience the full capabilities of your Dash and reveal all of its exciting features.



Quick Start Guide

# The Dash

tailored by Starkey®  
Hearing Technologies

## NOTICE OF COMPLIANCE

The device complies with the **FCC rules, Part 15**. Operation is subject to the following two conditions: **1**. This device may not cause harmful interference, and **2**. This device must accept any interference received, including interference that may cause undesired operation.

**FCC RULES** This equipment has been tested and found to comply with the limits for a Class B digital device, pursuant to part 15 of the FCC Rules. These limits are designed to provide reasonable protection against harmful interference in a residential installation. This equipment generates, uses and can radiate radio frequency energy and, if not installed and used in accordance with the instruction manual, may cause harmful interference to radio communications. However, there is no guarantee that interference will not occur in a particular installation. If this equipment does cause harmful interference to radio or television reception, which can be determined by turning the equipment off and on, the user is encouraged to try to correct the interference by one or more of the following measures:

- › Relocate the receiving antenna.
- › Increase the separation between equipment and receiver.
- › Connect the equipment into an outlet on a circuit different from that to which the receiver is connected.
- › Consult the dealer or an experienced radio/TV technician for help.

**Left FCC ID:** EQA-2AF5TB1001L **Right FCC ID:** EQA-2AF5TB1001R

**CANADA:** This device complies with Industry Canada licence-exempt RSS standard(s). Operation is subject to the following Two conditions: **1** this device may not cause harmful interference, and **2** this device must accept any interference received, including interference that may cause undesired operation. **CAN** ICES-3 (B) / NMB-3 (B)

**IC:** 6903A-2AF5TB1001

**IC RADIATION EXPOSURE STATEMENT:** This equipment complies with Canada radiation exposure limits set forth for uncontrolled environments. This transmitter must not be co-located or operating in conjunction with any other antenna or transmitter.

**CAUTION:** THE USER IS CAUTIONED THAT CHANGES OR MODIFICATIONS NOT EXPRESSLY APPROVED BY THE PARTY RESPONSIBLE FOR COMPLIANCE COULD VOID THE USER'S AUTHORITY TO OPERATE THE EQUIPMENT.

## ATTENTION



**HEADPHONE LISTENING AT HIGH VOLUME LEVELS, PARTICULARLY OVER EXTENDED PERIODS OF TIME MAY DAMAGE YOUR HEARING.**

**CAUTION RISK OF EXPLOSION IF BATTERY IS REPLACED BY AN INCORRECT TYPE. DISPOSE OF USED BATTERIES ACCORDING TO THE INSTRUCTIONS.**

- › To guarantee your personal safety, please ensure that these headphones are not worn or kept in the immediate vicinity (closer than 10 cm) of a pacemaker
- › Do not insert jack plug into electric sockets.
- › Supervise children when using the equipment.
- › The product is not a toy

## WARRANTY

### FOR QUEBEC (CANADIAN) CONSUMERS

The Consumer Protection Act provides a warranty on the goods you purchase or lease from a merchant: they must be usable for normal use for a reasonable length of time. For more information on this legal warranty, go to the website of the Office de la protection du consommateur at [www.opc.gouv.qc.ca](http://www.opc.gouv.qc.ca)

### STARKEY LIMITED CUSTOMIZATION REFIT

If User is not satisfied with the fit of The Dash tailored by Starkey Hearing Technologies, User shall have 30 days from receipt of The Dash tailored by Starkey Hearing Technologies purchase to notify the practice where purchased of User's desire to seek a replacement custom fit at no cost.



Warranty & Attention  
**The Dash**  
tailored by Starkey®  
Hearing Technologies

**Model No:** B1000-001



**Starkey Hearing Technologies**, 6700 Washington Ave. S, Eden Prairie, MN 55344, U.S.  
Starkey is a trademark of Starkey Hearing Technologies, registered in the U.S. and other countries.