



REGULATORY TEST REPORT

TITLE: New Powerline Conducted Emissions Limits

AUTHOR: Drew Rosenberg

REV	CCO	DESCRIPTION OF CHANGE	DATE	APPROVALS
		INITIAL RELEASE		Engineering
				Engineering

REVISION HISTORY

				Engineering
				Engineering
				Engineering

NOTICE OF PROPRIETARY INFORMATION

Information contained herein is proprietary and is property of **ITRON, Inc.** where furnished with a proposal, the recipient shall use it solely to evaluate the proposal. Where furnished to a customer it shall be used solely for the purposes of inspection, installation or maintenance. Where furnished to a supplier, it shall be used solely in the performance of work contracted for this company. The information shall not be used or disclosed by the recipient for any other purpose, whatsoever.



Summary

Test Data Summary

FCC Part 15.207 update
Powerline conducted emissions rule changes
(Itron Products that were compliant with no design changes required)

Units Tested:

FCC ID	Description	Model	Serial number tested
EO951ESS	Invensys Solid State	51ESS	20000303
EO941ER-1	41 Series ERT®	41ER	43122489, 40672899
EO945ES-1	45 Series ERT®	45EN/ER	42098397, 44211042
EO945ER-1	45 Series ERT®	45ES	41992554, 42695481

*Note: None of these devices were redesigned to meet the new 15.207 rules.
All are the same design as was used for the current grant.*

Rule	Description	Pass/Fail
15.207/RSS-210 Sec. 6.6(a)	Powerline conducted emissions	Pass

Cognizant Personnel	
<u>Drew Rosenberg</u> Name	<u>Regulatory Engineer</u> Title
<u>Mark Kvamme</u> Name	<u>Senior Technician</u> Title



TCB Submittal Checklist

Item list for TCB evaluation

Item	Completed	Confidential
Test Report	Yes	No
Test Setup Photos – Powerline Conducted Emissions	Yes	No

Test 1: 15.207 / RSS-210 Sec. 6.6(a)

Powerline Conducted Emissions

Measure the AC powerline conducted emissions from 150kHz to 30 MHz using a 50μH/50Ω line impedance stabilization network (LISN) according to the procedure specified in ANSI C63.4. Verify that no emissions exceed the following limits:

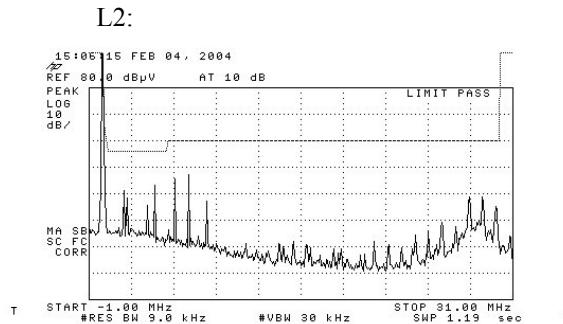
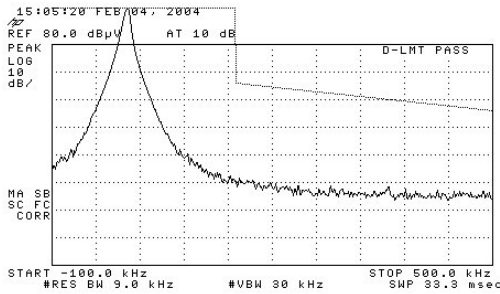
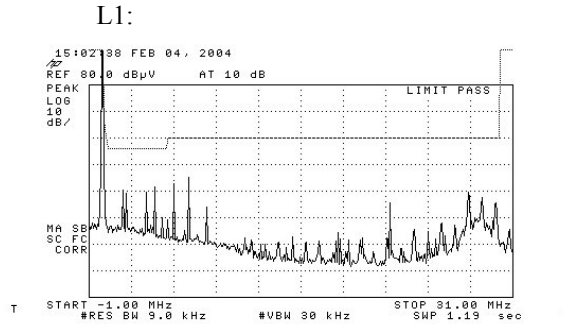
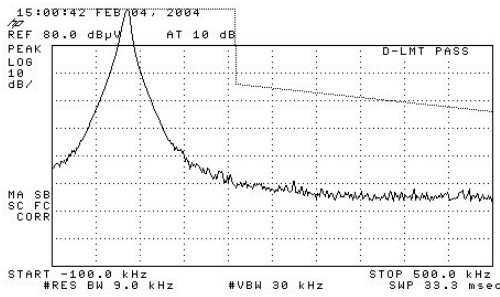
Frequency (MHz)	Quasi-Peak (dBμV)	Average (dBμV)
0.15-0.5	66 to 56*	56 to 46*
0.5-5	56	46
5-30	60	50

*Decreases with the logarithm of frequency

Equipment Used	Serial Number	Cal Date	Cal Due
HP 8593E	3543A02032	09/04	09/06
EMCO 3925/2	6552	01/05	01/07

Date	Temp/Humidity °F / %	Tested by
2/4/2005	54 / 16	Mark Kvamme
1/4/1004	59 / 20	Mark Kvamme

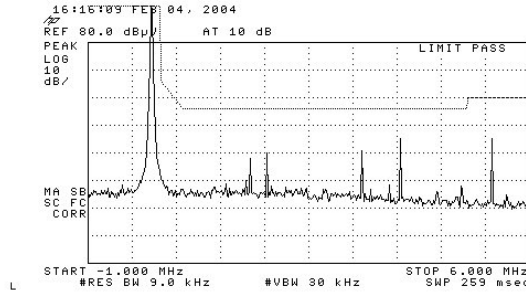
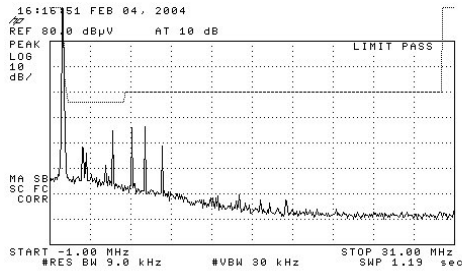
FCC ID: EO951ESS (240VAC only)



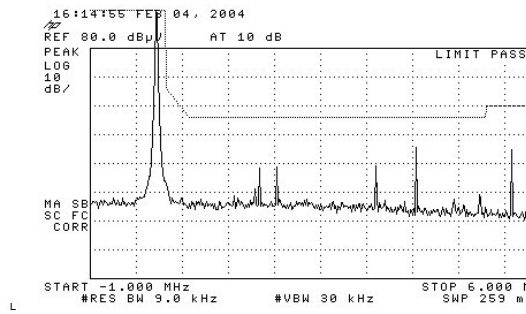
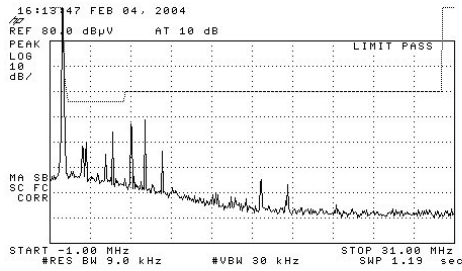


FCC ID: EO941ER-1

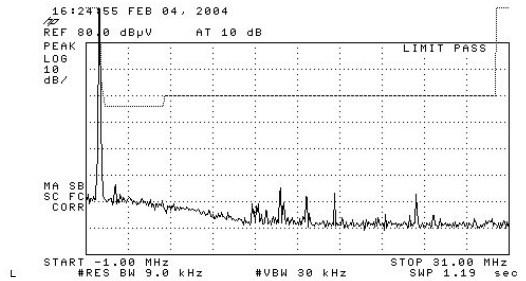
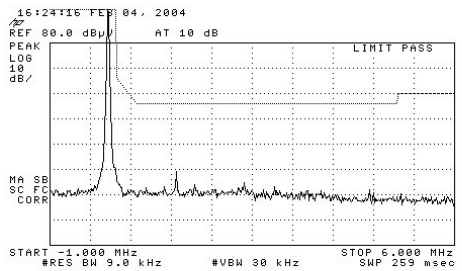
SN: 431122489 – 240VAC L1



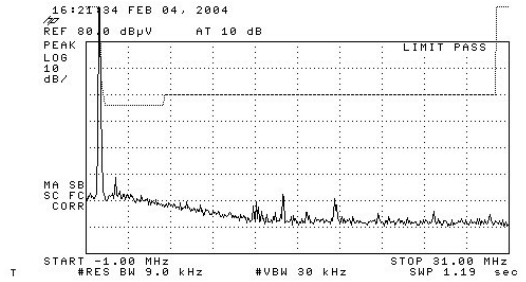
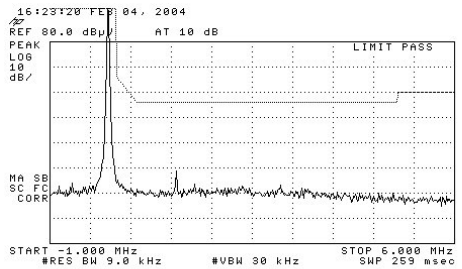
SN: 431122489 – 240VAC L2



SN: 40672899 – 120VAC L1



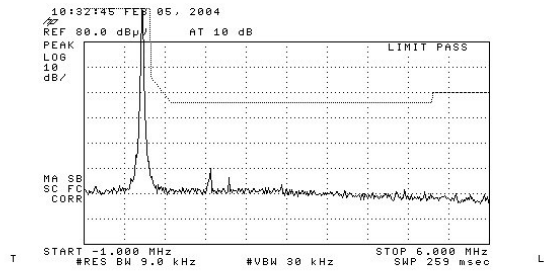
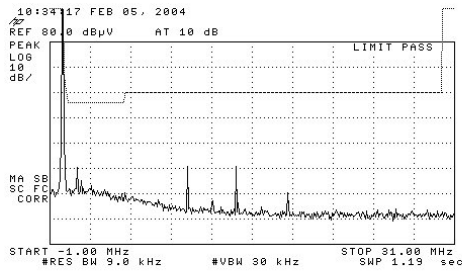
SN: 40672899 – 120VAC L2



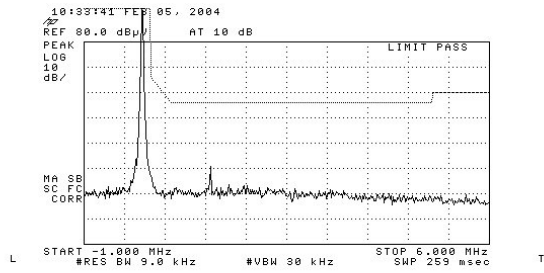
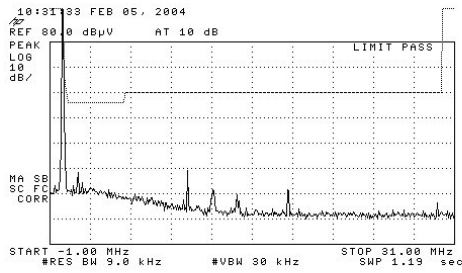


FCC ID: EO945ES-1

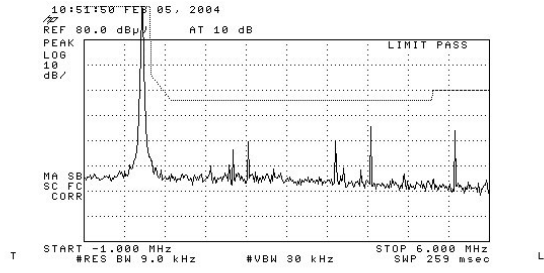
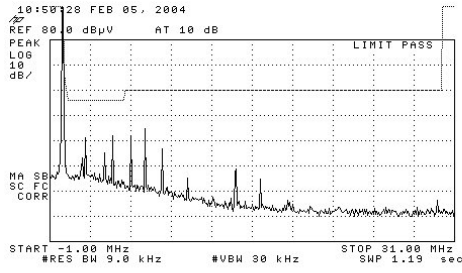
SN: 42098397 – 120VAC L1



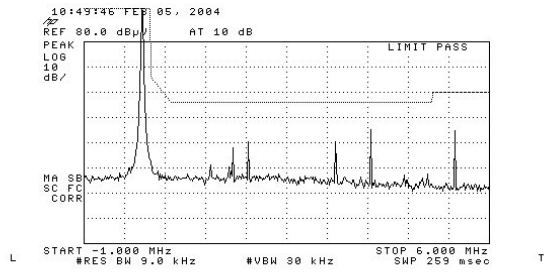
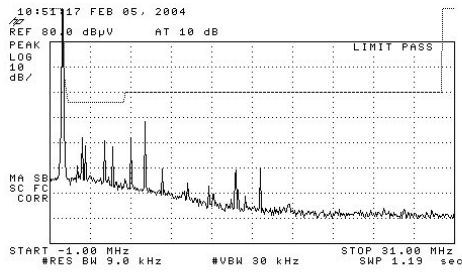
SN: 42098397 – 120VAC L2



SN: 44211042 – 240VAC L1



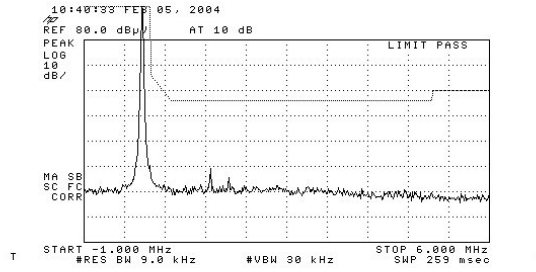
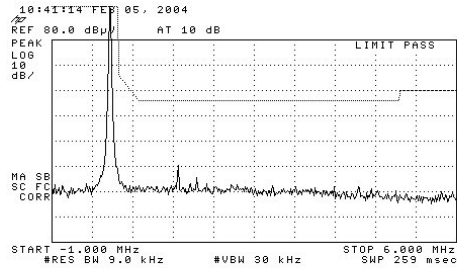
SN: 44211042 – 240VAC L2



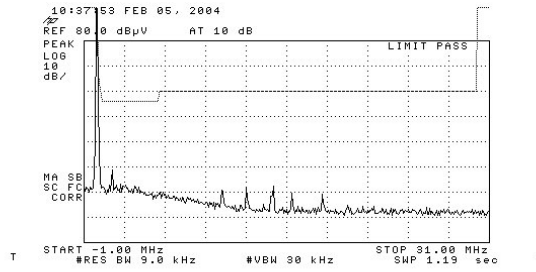
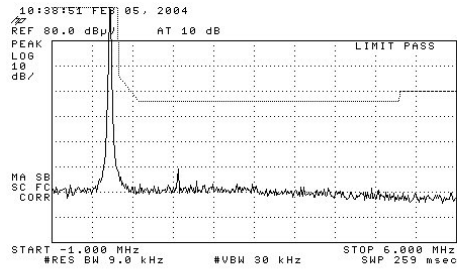


FCC ID: EO945ER-1

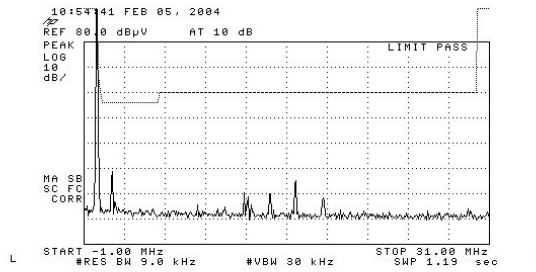
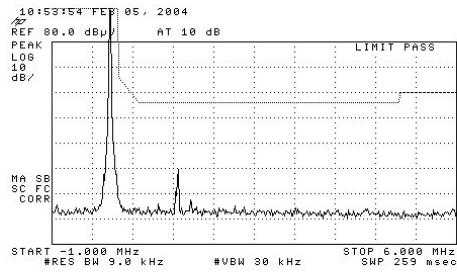
SN: 41992554 – 120VAC L1



SN: 41992554 – 120VAC L2



SN: 42695481 – 240VAC L1



SN: 42695481 – 240VAC L2

