

Section 1. Setup Photos

1.1 Set-up

Figure 1.1-1: Conducted power measurements setup photo




Figure 1.1-2: Conducted Port Emissions setup photo





Figure 1.1-3: Radiated Emissions 30MHz-1GHz setup photo



Figure 1.1-4: Radiated Emissions 1-2GHZ setup photo



Figure 1.1-5: Radiated Emissions 1-2GHZ setup photo



1.2 External Photos

Figure 1.2-1: Front view photo



FCC ID: ENPRADPVHF

IC Registration number: 2163A-RADPVHF



Model: Radius + VHF

Figure 1.2-2: Rear view photo



Figure 1.2-3: Side view photo



Figure 1.2-4: Full System with Auxiliary equipment photo

