



## Conducted Emission Limits Test Setup



Photograph 2. Conducted Emissions Test Setup, AC/DC Power

## Conducted Emission Limits Test Setup



Photograph 3. Conducted Emissions Test Setup, POE Power


## Radiated Emission Limits Test Setup



**Photograph 4. Radiated Emission Test Setup 30 MHz - 1 GHz, Log Antenna**




## Radiated Emission Limits Test Setup




**Photograph 5. Radiated Emission Test Setup 30 MHz - 1 GHz, Omni Antenna**

## Conducted Emission Limits Test Setup



Photograph 6. Conducted Emissions Test Setup, AC/DC Power

## Conducted Emission Limits Test Setup



**Photograph 7. Conducted Emissions Test Setup, POE Power**



## Electromagnetic Compatibility Criteria for Intentional Radiators



**Photograph 8. Test Equipment and setup for various Radiated Measurements (Log Antenna)**

## Electromagnetic Compatibility Criteria for Intentional Radiators



**Photograph 9. Test Equipment and setup for various Radiated Measurements (Omni Antenna)**