




**Photograph 1. Conducted Emissions, Test Setup**




**Photograph 2. Radiated Emission, Test Setup, 30 MHz – 1 GHz**



**Photograph 3. Radiated Emission, Test Setup, 1 GHz – 2 GHz**



**Photograph 4. Conducted Emissions, 15.207(a), Test Setup**




**Photograph 5. Conducted Emissions, 15.207(a), Test Setup**




**Photograph 6. Radiated Spurious Emissions, Test Setup 1, Omni**



**Photograph 7. Radiated Spurious Emissions, Test Setup 2, Omni**



**Photograph 8. Radiated Spurious Emissions, Test Setup 1, Yagi**



**Photograph 9. Radiated Spurious Emissions, Test Setup 2, Yagi**