



Front Cover

iHome Beauty
 REFLECT TRIFOLD
 Model: iCVBT40




Vanity Speaker

Quick Start Guide

QUESTIONS? visit www.ihome.com


WHAT'S INCLUDED:



iCVBT40 Vanity Speaker



AC Adapter

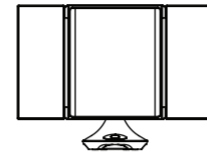


Cleaning Cloth
 Use to keep the mirror smudge-free.

1

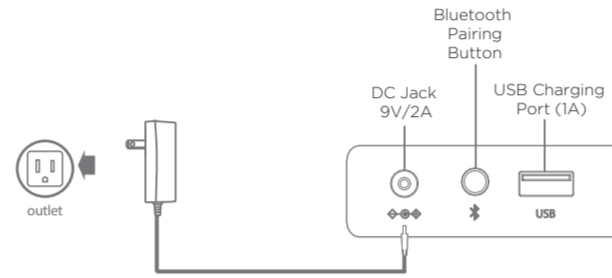
SETUP OVERVIEW

Open the left and right side panels of the REFLECT TRIFOLD and adjust the angles as needed.



CONNECTING MIRROR TO POWER

Connect included AC adapter to DC jack on back of mirror and the other end to a working wall outlet.

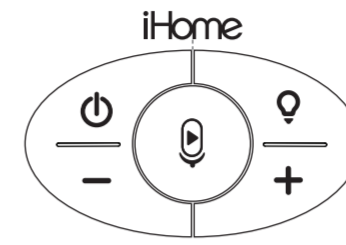


CONNECTING TO BLUETOOTH

- Press the Power Button to turn the unit ON.
- Press and hold the Bluetooth Pairing Button (on the back of the unit) for 3 seconds. The blinking icon on the front panel will indicate the unit is in pairing mode.
- Select 'iHome Reflect TRIFOLD' on your device's Bluetooth menu to connect. The icon will glow solid to confirm your device is connected.

2

FRONT PANEL



Power Button
 Press to turn mirror ON or OFF

Minus/Plus Volume Buttons
 Press to lower or raise volume

Multi-Function Button
 Press to play/pause audio
 Press to Answer/End calls
Press and hold to decline calls
Press and hold to access Siri or Google Assistant

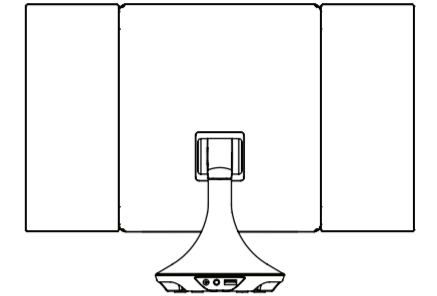
Light Button
 Press to adjust brightness of mirror light
 Press and hold to change light mode

Note: Power and Light features operate separately.

- Press the **Power Button** to access audio features including Bluetooth.
- Press the **Light Button** to access light modes and brightness levels.

3

BACK PANEL



DC Jack
 Use included adapter to connect to AC power

Bluetooth Button
 - Press and hold for 3 seconds to enter pairing mode
 - Press and hold for 10 seconds to reset Bluetooth if necessary

USB 1A Charging Port
 When the mirror is connected to AC power, use the USB port to charge devices

4

LIGHT FUNCTION

- Press the Light Button to turn the mirror light ON.
- Press the Light Button repeatedly to cycle through brightness levels: High, Mid, Low, and OFF.
- Press and hold the Light Button to cycle through light modes: Warm, Bright, and Cool.

Three Color Light Modes:

- **Warm**
 Simulates low light environments for a night out
- **Bright**
 Emulates outdoor/sunlight for closer detail
- **Cool**
 Matches standard indoor/office settings

Note: After 60 minutes of inactivity, the light will automatically shut off. Press the Light Button again to resume the previous light mode settings. (This will not affect Bluetooth audio.)

USING BLUETOOTH AUDIO

Use the Multi-Function Button to:

- Play/pause Bluetooth audio
- Answer/end Bluetooth calls
- Press and hold for 3 seconds to decline incoming Bluetooth calls
- Quick double press for next track
- Quick triple tap for previous track or to restart current track

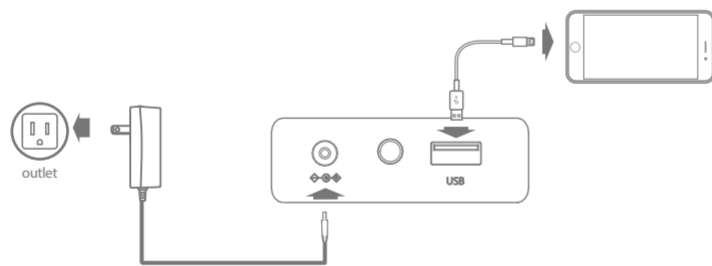
Use the + and - Buttons to adjust volume

5

CHARGING DEVICES

Unit **MUST** be connected to AC power to charge devices via USB.

- Connect USB charging cable (not included) to USB port and the other end to your device to charge.



MAINTENANCE

- Place the unit on a level surface away from sources of direct sunlight or excessive heat.
- Protect your furniture when placing your unit on a natural wood and lacquered finish. A cloth or other protective material should be placed between it and the furniture.
- This unit comes with a cleaning cloth to keep the mirror smudge-free.
- Close the side mirror panels during shipping, storage, or periods of non-use.

6

IMPORTANT SAFETY INSTRUCTIONS

Please heed all warnings, read and follow all instructions and keep these instructions handy for future reference.

1. Do not use this product near water.
2. Unplug unit and clean only with damp cloth. Stronger cleaning agents, such as Benzene, thinner or similar materials can damage the surface of the unit.
3. Do not block any ventilation openings. Install in accordance with the manufacturer's instructions.
4. Heat - This product should be situated away from heat sources such as radiators, heat registers, stoves or other appliances (including amplifiers) that produce heat.
5. Only use attachments/accessories specified by the manufacturer.
6. Unplug this product during lightning storms or when unused for long periods of time.
7. Damage Requiring Service - This product should be serviced by qualified service personnel when:
 - Plug has been damaged.
 - Objects have fallen into or liquid has been spilled into the enclosure.
 - The unit has been exposed to rain. The unit has been dropped or the enclosure damaged.
 - The unit exhibits a marked change in performance or does not operate normally.
8. No naked flame sources, such as lighted candles, should be placed on this product.
9. Attention should be drawn to the environmental aspects of battery disposal.
10. This product is suitable for use in tropical and/or moderate climates.

WARNING:

- To reduce the risk of fire or electric shock, do not expose this product to rain or moisture.
- The mains plug of power adaptor is used as the disconnect device, it shall remain readily operable.
- Sunlight: Never place the mirror in or expose the mirror to direct sunlight. The sun's rays can reflect to become focused and cause excessive heat and/or fire. Do not use mirror in direct sunlight as reflected sunlight could injure eyes

7

FCC INFORMATION

This equipment complies with FCC RF radiation exposure limits set forth for an uncontrolled environment. This device complies with Part 15 of the FCC Rules, operation is subject to the following two conditions: (1) This device may not cause harmful interference, and (2) this device must accept any interference received, including interference that may cause undesired operation.

- Warning: Changes or modifications to this unit not expressly approved by the party responsible for compliance could void the user's authority to operate the equipment.
 - NOTE: This equipment has been tested and found to comply with the limits for a Class B digital device, pursuant to Part 15 of the FCC Rules. These limits are designed to provide reasonable protection against harmful interference in a residential installation. This equipment generates, uses and can radiate radio frequency energy and, if not installed and used in accordance with the instructions, may cause harmful interference to radio communications. However, there is no guarantee that interference will not occur in a particular installation. If this equipment does cause harmful interference to radio or television reception, which can be determined by turning the equipment off and on, the user is encouraged to try to correct the interference by one or more of the following measures:
 - Reorient or relocate the receiving antenna.
 - Increase the separation between the equipment and receiver.
 - Connect the equipment into an outlet on a circuit different from that to which the receiver is connected.
 - Consult the dealer or an experienced radio/TV technician for help.
- This equipment should be installed and operated with minimum distance 20cm between the radiator & your body.

ISED Information

This equipment complies with IC RSS-102 radiation exposure limits set forth for an uncontrolled environment. This device contains licence-exempt transmitter(s)/receiver(s) that comply with Innovation, Science and Economic Development Canada's licence-exempt RSS(s). Operation is subject to the following two conditions:

- (1) This device may not cause interference.
 - (2) This device must accept any interference, including interference that may cause undesired operation of the device.
- The device complies with ISED RF exposure requirement, users can obtain Canadian information on RF exposure and compliance. This equipment should be installed and operated with a minimum distance of 20 cm between the radiator and your body. Any Changes or modifications not expressly approved by the party responsible for compliance could void the user's authority to operate the equipment.

Cet équipement est conforme aux limites d'exposition aux radiations IC CNR-102 établies pour un environnement non contrôlé.

L'émetteur/récepteur exempt de licence contenu dans le présent appareil est conforme aux CNR d'Innovation, Sciences et Développement économique Canada applicables aux appareils radio exempts de licence. L'exploitation est autorisée aux deux conditions suivantes:

- (1) L'appareil ne doit pas produire de brouillage.
- (2) L'appareil doit accepter tout brouillage radioélectrique subi, même si le brouillage est susceptible d'en compromettre le fonctionnement.

L'appareil est conforme aux exigences d'exposition RF ISED, les utilisateurs peuvent obtenir des informations canadiennes sur l'exposition aux RF et la conformité. Cet équipement doit être installé et utilisé avec une distance minimale de 20 cm entre le radiateur et votre corps. Tout changement ou modification non expressément approuvé par la partie responsable de la conformité peut annuler l'autorité de l'utilisateur à utiliser l'équipement.

CAN ICES 3(B) / NMB-3(B)

8

ONE YEAR LIMITED WARRANTY

iHome Products, a division of SDI Technologies Inc. (hereafter referred to as SDI), warrants this product to be free from defects in workmanship and materials, under normal use and conditions, for a period of one (1) year from the date of original purchase. Should this product fail to function in a satisfactory manner, it is best to first return it to the store where it was originally purchased. Should this fail to resolve the matter and service still be required by reason of any defect or malfunction during the warranty period, SDI will repair or, at its discretion, replace this product without charge. This decision is subject to verification of the defect or malfunction upon delivery of this product to the Factory Service Center authorized by Customer Service. If service is required, please contact Customer Service at ihomeaudio.com/support/contact to obtain a Return Authorization Number and shipping instructions. A copy of the sales receipt is required to validate in-warranty coverage. If proof of purchase cannot be produced, the product will be deemed out-of-warranty. The date of purchase, vendor, product model number, and purchase price must be legible and verifiable.

Disclaimer of Warranty

NOTE: This warranty is valid only if the product is used for the purpose for which it was designed. It does not cover (i) products which have been damaged by negligence or willful actions, misuse or accident, or which have been modified or repaired by unauthorized persons; (ii) cracked or broken cabinets, or units damaged by excessive heat; (iii) damage to digital media players, CD's or tape cassettes (if applicable); (iv) the cost of shipping this product to the Factory Service Center and its return to the owner. This warranty is valid only in the United States of America and does not extend to owners of the product other than to the original purchaser. In no event will SDI or any of its affiliates, contractors, resellers, their officers, directors, shareholders, members or agents be liable to you or any third party for any consequential or incidental damages, any lost profits, actual, exemplary or punitive damages.

(Some states do not allow limitations on implied warranties or exclusion of consequential damages, so these restrictions may not apply to you.) This warranty gives you specific legal rights, and you may also have other rights which vary from state to state. Your acknowledgment and agreement to fully and completely abide by the above mentioned disclaimer of warranty is contractually binding to you upon your transfer of currency (money order, cashier's check, or credit card) for purchase of your SDI product.

© 2022 SDI Technologies, Inc. All rights reserved
 Questions? Visit www.ihome.com

iCVBT40QSG-042722-A

Printed in China