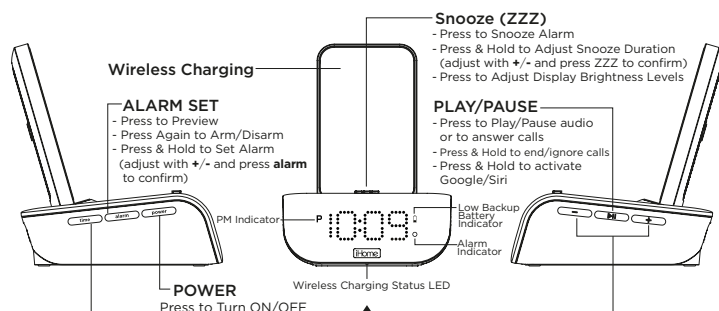


iHome

TIMEBASE

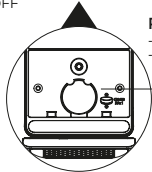
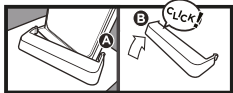
Model: iBTW20
 Wireless Charging Stand + Speaker

OVERVIEW



TIME SET

- Press & Hold to Set Clock (adjust with +/- and press time to confirm)
- Repeat for year, month, and date

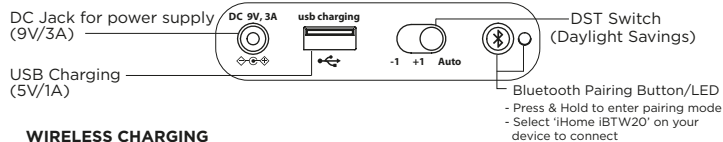


PLUS | MINUS

- Press + to increase volume / adjust settings
- Press - to decrease volume / adjust settings

REAR CONTROLS

Connect AC adapter to DC Jack, and plug into outlet.



WIRELESS CHARGING

Supports:

- Qi compatible phones (also works with plastic cases up to 3mm thick*)

Place Qi compatible device facing forward on the charging rest. Charging status will be indicated on the LED located under the iHome badge:

Rapid blinking LED: Device is not charging (reposition device)
 Slow blinking LED: Device is charging
 Solid LED: Device is fully charged

Note: Qi status LED may continue to blink slowly (indicating charging) for iOS devices that are fully charged.
CAUTION: Not all cases are wireless charging compatible. Remove phone's metal protective case before charging. Do not place magnetic or metal objects on charger during charging.

* Some larger size phone cases may not be able to charge. Please remove case to charge phone properly.)

For questions, full instructions, warranty, and additional safety information, please scan the QR code or visit:
www.ihome.com/help/iBTW20



FCC Information

This equipment should be installed and operated with minimum distance 20cm between the radiator & your body. This equipment complies with FCC RF radiation exposure limits set forth for an uncontrolled environment. This device complies with Part 15 of the FCC Rules, operation is subject to the following two conditions:
 (1) This device may not cause harmful interference, and (2) this device must accept any interference received, including interference that may cause undesired operation.

- Warning: Changes or modifications to this unit not expressly approved by the party responsible for compliance could void the user's authority to operate the equipment.
- NOTE: This equipment has been tested and found to comply with the limits for a Class B digital device, pursuant to Part 15 of the FCC Rules. These limits are designed to provide reasonable protection against harmful interference in a residential installation. This equipment generates, uses and can radiate radio frequency energy and, if not installed and used in accordance with the instructions, may cause harmful interference to radio communications. However, there is no guarantee that interference will not occur in a particular installation. If this equipment does cause harmful interference to radio or television reception, which can be determined by turning the equipment off and on, the user is encouraged to try to correct the interference by one or more of the following measures:
 - Reorient or relocate the receiving antenna.
 - Increase the separation between the equipment and receiver.
 - Connect the equipment into an outlet on a circuit different from that to which the receiver is connected.
 - Consult the dealer or an experienced radio/TV technician for help.

ISED Information

This equipment complies with IC RSS-102 radiation exposure limits set forth for an uncontrolled environment. This device contains licence-exempt transmitter(s)/receiver(s) that comply with Innovation, Science and Economic Development Canada's licence-exempt RSS(s). Operation is subject to the following two conditions:
 (1) This device may not cause interference.
 (2) This device must accept any interference, including interference that may cause undesired operation of the device.
 The device complies with ISED RF exposure requirements, users can obtain Canadian information on RF exposure and compliance. This equipment should be installed and operated with a minimum distance of 20 cm between the radiator and your body.
 Any Changes or modifications not expressly approved by the party responsible for compliance could void the user's authority to operate the equipment.

Cet équipement est conforme aux limites d'exposition aux radiations IC CNR-102 établies pour un environnement non contrôlé. L'émetteur/récepteur exempt de licence contenu dans le présent appareil est conforme aux CNR d'Innovation, Sciences et Développement économique Canada applicables aux appareils radio exempts de licence. L'exploitation est autorisée aux deux conditions suivantes:
 (1) L'appareil ne doit pas produire de brouillage.
 (2) L'appareil doit accepter tout brouillage radioélectrique subi, même si le brouillage est susceptible d'en compromettre le fonctionnement.

L'appareil est conforme aux exigences d'exposition RF (SED), les utilisateurs peuvent obtenir des informations canadiennes sur l'exposition aux RF et la conformité.
 Cet équipement doit être installé et utilisé avec une distance minimale de 20 cm entre le radiateur et votre corps. Tout changement ou modification non expressément approuvé par la partie responsable de la conformité peut annuler l'autorité de l'utilisateur à utiliser l'équipement.

CAN ICES-3 (B) / NMB-3(B), CAN RSS-216 / CNR-216

WARNING

- Do not ingest the battery. Chemical Burn Hazard. This product contains a coin/button cell battery. If the coin/button cell battery is swallowed, it can cause severe internal burns in just 2 hours and can lead to death.
- Keep new and used batteries away from children. If the battery compartment does not close securely, stop using the product and keep it away from children. If you think batteries might have been swallowed or placed inside any part of the body, seek immediate medical attention.
- The mains plug of power adaptor is used as the disconnect device, it shall remain readily operable
- **CAUTION - RISK OF EXPLOSION IF BATTERY IS REPLACED BY AN INCORRECT TYPE. DISPOSE OF USED BATTERIES ACCORDING TO THE INSTRUCTIONS.**
- The socket-outlet shall be installed near the equipment and shall be easily accessible.

IMPORTANT SAFETY INSTRUCTIONS

Please heed all warnings, read and follow all instructions and keep these instructions handy for future reference.

- 1 Do not use this product near water, and clean only with dry cloth.
- 2 Do not block any ventilation openings. Install in accordance with the manufacturer's instructions.
- 3 Heat - This product should be situated away from heat sources such as radiators, heat registers, stoves or other appliances (including amplifiers) that produce heat.
- 4 Only use attachments/accessories specified by the manufacturer.
- 5 Unplug this product during lightning storms or when unused for long periods of time.
- 6 Damage Requiring Service - This product should be serviced by qualified service personnel when:
 - Plug has been damaged.
 - Objects have fallen into or liquid has been spilled into the enclosure.
 - The unit has been exposed to rain. The unit has been dropped or the enclosure damaged.
 - The unit exhibits a marked change in performance or does not operate normally.
- 7 No naked flame sources, such as lighted candles, should be placed on this product.
- 8 Attention should be drawn to the environmental aspects of battery disposal.
- 9 This product is suitable for use in tropical and/or moderate climates.
- 10 **WARNING:** To reduce the risk of fire or electric shock, do not expose this product to rain or moisture.
- 11 Do not dispose of batteries in the household trash or fire.

© 2021 SDI Technologies, Inc.
 All rights reserved

iBTW20_IS_041621-C

Printed in China