



FCC/ Information

FCC ID: EMOB20
 IC: 986B-B20

This device complies with Industry Canada's licence-exempt RSSs.

Operation is subject to the following two conditions:

- (1) This device may not cause interference; and
- (2) This device must accept any interference, including interference that may cause undesired operation of the device.

This device complies with Part 15 of the FCC Rules, operation is subject to the following two conditions: (1) This device may not cause harmful interference, and (2) this device must accept any interference received, including interference that may cause undesired operation.

- Warning: Changes or modifications to this unit not expressly approved by the party responsible for compliance could void the user's authority to operate the equipment.
- NOTE: This equipment has been tested and found to comply with the limits for a Class B digital device, pursuant to Part 15 of the FCC Rules.

These limits are designed to provide reasonable protection against harmful interference in a residential installation. This equipment generates, uses and can radiate radio frequency energy and, if not installed and used in accordance with the instructions, may cause harmful interference to radio communications.

However, there is no guarantee that interference will not occur in a particular installation. If this equipment does cause harmful interference to radio or television reception, which can be determined by turning the equipment off and on, the user is encouraged to try to correct the interference by one or more of the following measures:

- Reorient or relocate the receiving antenna.
- Increase the separation between the equipment and receiver.
- Connect the equipment into an outlet on a circuit different from that to which the receiver is connected.
- Consult the dealer or an experienced radio/TV technician for help.

CAN ICES-3 (B)/NMB-3(B)

The device meets the exemption from the routine evaluation limits in section 2.5 of RSS 102 and compliance with RSS-102 RF exposure, users can obtain Canadian information on RF exposure and compliance.

Declaración IC

Le présent appareil est conforme aux CNR d'Industrie Canada applicables aux appareils radio exempts de licence. L'exploitation est autorisée aux deux conditions suivantes :

- (1) l'appareil ne doit pas produire de brouillage;
- (2) l'utilisateur de l'appareil doit accepter tout brouillage radioélectrique subi, même si le brouillage est susceptible d'en compromettre le fonctionnement.

Le dispositif rencontre l'exemption des limites courantes d'évaluation dans la section 2.5 de RSS 102 et la conformité à l'exposition de RSS-102 rf, utilisateurs peut obtenir l'information canadienne sur l'exposition et la conformité de rf.

Bluetooth is a registered trademark of Bluetooth SIG Inc. Bluetooth technology is incorporated under license from Bluetooth SIG Inc.

Front Cover



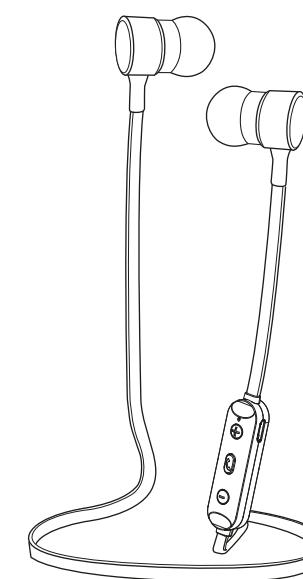
Quick Start Guide

Bluetooth Noise Isolating Metal Earbuds

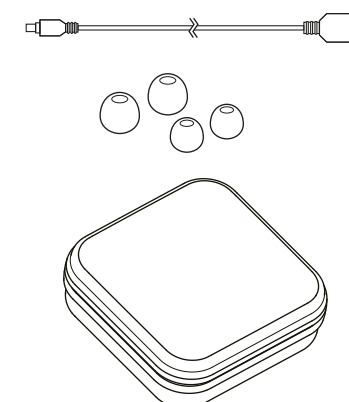
Model: Li-B20

What's Included:

- Li-B20 earbuds
- Silicon Ear Cushions
- USB Charging Cable
- Carrying Case



CHARGE BEFORE USE



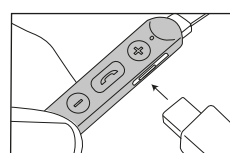
Questions? Visit www.ekids.com or call 1-800-288-2792 Toll Free



GETTING STARTED

Charging your earbuds

Earbuds must be charged before use.

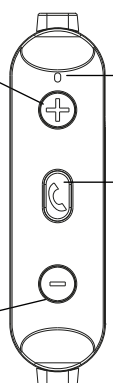


- Connect small plug of USB charging cable to USB port and connect the other end to a powered USB port.
- Indicator will glow red while charging and turn glow blue once charged.
- Earbuds should provide about 4 hours of audio when fully charged.

NOTE: While charging, the earbud power will turn off to conserve battery power and minimize charging time.

Basic Controls

- **Plus Button**
- Short press next track
- Press and hold increase volume
- Press and hold for 5 seconds to reset while in pairing mode
- **Minus Button**
- Short press restart track
- Short press previous track
- Press and hold lower volume



Power/Charging LED Indicators

Multi-Function (MF) Button

- Press and hold 3 seconds power earbuds ON
- Press and hold 7 seconds power ON and enter pairing mode (blue and red LEDs flash)
- Short press play/pause/resume audio
- Short press answer/end calls
- Press and hold 2 seconds access Siri/Google Now
- Press and hold 5 seconds power earbuds OFF



Microphone

Note: Voice prompts confirm the following functions: 'Power On', 'Pairing', 'Your Device is Connected', 'Maximum Volume', and 'Power Off'.

BLUETOOTH

Pairing establishes a unique communication connection between your Bluetooth device and the earbuds. Once paired, you will be able to stream audio wirelessly to your B20 earbuds.



1. The **FIRST TIME EARBUDS ARE POWERED ON** they enter auto-pairing mode. The indicator on the dongle will flash blue and red and a voice prompt will announce "power on", then "pairing".



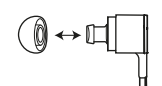
2. Turn on Bluetooth mode on your device (under Settings, Connections or similar)

3. Select "iHome B20" on your device's menu of Bluetooth devices. When pairing is successful, a voice prompt will announce "your device is connected". If prompted for a password, enter "0000" on your device. You can now begin to stream audio and calls from your device.



4. For manual pairing or to pair other devices, press and hold the Multi-Function Button for 7 seconds. The earbuds will power on, attempt to autolink to a previously paired device, then enter pairing mode. Pair your device per step 3 above.

EAR CUSHIONS



The B20 comes with 3 sets of ear cushions to ensure a satisfying fit. If the current ear cushions do not suit you, remove them and replace with smaller or larger ear cushions.

Note: Noise isolation ear buds like the B20 are designed to provide a good seal in your ears and block outside sounds. You should not use noise isolation ear buds in situations that require you to hear outside warning sounds.

TIP: on some iOS (Apple) devices; you can view the B20 battery status on your device's screen. when device is paired and connected; look for a vertical battery icon next to the Bluetooth icon on the upper right corner of the device's screen.

Limited One-Year Warranty Information

eKids, LLC warrants this product to be free from defects in workmanship and materials, under normal use and conditions, for a period of one (1) year from the date of original purchase. Should this product fail to function in a satisfactory manner, it is best to first return it to the store where it was originally purchased. Should this fail to resolve the matter and service still be required by reason of any defect or malfunction during the warranty period, eKids will repair or, at its discretion, replace this product without charge. This decision is subject to verification of the defect or malfunction upon delivery of this product to the Factory Service Center authorized by Customer Service. If service is required, please call Customer Service at 1-800-288-2792 to obtain a Return Authorization Number and shipping instructions. A copy of the sales receipt is required to validate in-warranty coverage.

Disclaimer of Warranty - NOTE: This warranty is valid only if the product is used for the purpose for which it was designed. It does not cover (i) products which have been damaged by negligence or willful actions, misuse or accident, or which have been modified or repaired by unauthorized persons; (ii) cracked or broken cabinets, or units damaged by excessive heat; (iii) damage to digital media players, CD's or tape cassettes (if applicable); (iv) the cost of shipping this product to the Factory Service Center and its return to the owner.

This warranty is valid only in the United States of America and does not extend to owners of the product other than to the original purchaser. In no event will eKids or any of its

affiliates, contractors, resellers, their officers, directors, shareholders, members or agents be liable to you or any third party for any consequential or incidental damages, any lost profits, actual, exemplary or punitive damages. (Some states do not allow limitations on implied warranties or exclusion of consequential damages, so these restrictions may not apply to you.) This warranty gives you specific legal rights, and you may also have other rights which vary from state to state.

Your acknowledgement and agreement to fully and completely abide by the above mentioned disclaimer of warranty is contractually binding to you upon your transfer of currency (money order, cashier's check, or credit card) for purchase of your eKids product.

Questions? Visit www.ekids.com
 For any other questions: 1-800-288-2792 Toll Free