




Appendix D. Photographs of EUT and Setup

FCC SAR Test Report

<Photographs of EUT>

EUT 1



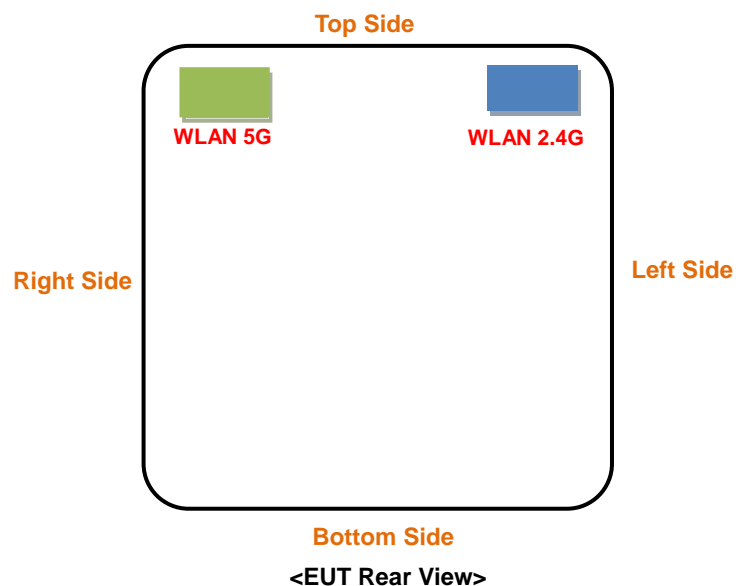
EUT 2



FCC SAR Test Report

A D T

<Antenna Location>








The separation distance for antenna to edge:

Antenna	To Top Side (mm)	To Bottom Side (mm)	To Left Side (mm)	To Right Side (mm)
WLAN 2.4G	5.7	117	7.2	104
WLAN 5G	6.3	116.3	108	8.5






FCC SAR Test Report

<Photographs of SAR Setup>

<EUT 1>

	
Front Face of EUT with 0 cm Gap	Rear Face of EUT with 0 cm Gap
	
Left Side of EUT with 0 cm Gap	Right Side of EUT with 0 cm Gap
	
Top Side of EUT with 0 cm Gap	

FCC SAR Test Report**<EUT 2>**

	
Front Face of EUT with 0 cm Gap	Rear Face of EUT with 0 cm Gap
	
Left Side of EUT with 0 cm Gap	Right Side of EUT with 0 cm Gap
	
Top Side of EUT with 0 cm Gap	