


Appendix D. Photographs of EUT and Setup

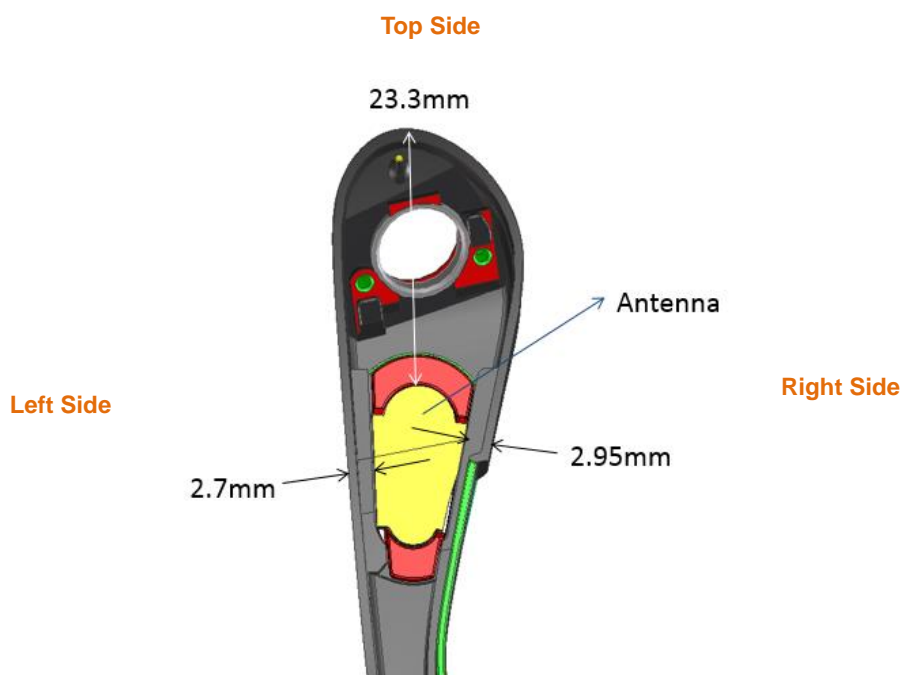
The setup photographs for SAR testing are shown as follows.

FCC SAR Test Report

<Photographs of EUT>



<Antenna Location>




Bottom Side
<EUT Inside of the glasses View>

The separation distance for antenna to edge:

Antenna	To Top Side (mm)	To Bottom Side (mm)	To Left Side (mm)	To Right Side (mm)
WLAN	23.3	20	2.7	2.95

FCC SAR Test Report

<Photographs of SAR Setup>



Body - Inside of the glasses at 0 mm