OMEN

1

2

To download the software, on your computer, select **Start** and then select **Microsoft** Store. Search for **OMEN Command Center**, and then download the app.

3

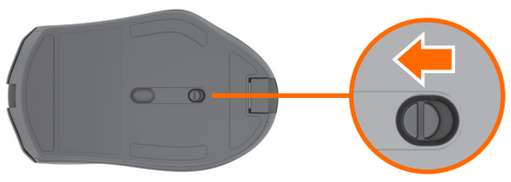

4

5

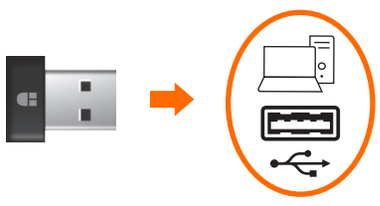

OR

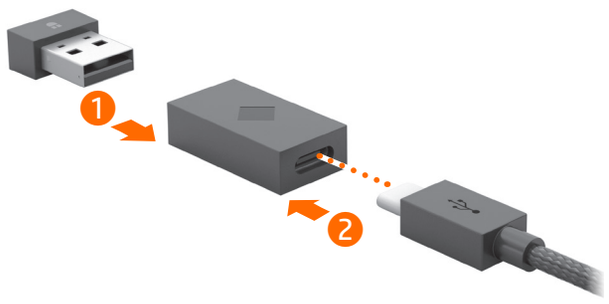

RMN/型號/型号: HSA-P010M + HSA-P006D

© Copyright 2020 HP Development Company, L.P.

The information contained herein is subject to change without notice. The only warranties for HP products and services are set forth in the express warranty statements accompanying such products and services. Nothing herein should be construed as constituting an additional warranty. HP shall not be liable for technical or editorial errors or omissions contained herein.

First Edition: June 2020

PRINTER: Replace this box with Printed- In (PI) Statement(s) as per spec.

NOTE: This box is simply a placeholder. PI Statement(s) do not have to fit inside the box but should be placed in this area.

M17949-B21



ENGLISH

❶ **Programmable forward button (removable)**
By default, press to display the next page in your browser history.

❷ **Programmable back button (removable)**
By default, press to display the previous page in your browser history.

❸ **Scroll wheel/Activity light**
Press to use the programmed middle-click function. Tilt left or right to use functions programmed in the app.
Alternating colors: The mouse is active.

❹ **DPI button**
Press to change to DPI setting from 100 DPI to 16000 DPI in intervals of 100.

For more information about programming the mouse, go to http://www.hp.com/support and follow the instructions to find your product. Then select **Manuals**.

ARABIC

2 To download the software, on your computer, select **Start** and then select **Microsoft Store**. Search for **OMEN Command Center**, and then download the app.

❶ **Programmable forward button (removable)**
By default, pess to display the next page in your browser history.

❷ **Programmable back button (removable)**
By default, press to display the previous page in your browser history.

❸ **Scroll wheel/Activity light**
Press to use the programmed middle-click function. Tilt left or right to use functions programmed in the app.
Alternating colors: The mouse is active.

❹ **DPI button**
Press to change to DPI setting from 100 DPI to 16000 DPI in intervals of 100.

For more information about programming the mouse, go to http://www.hp.com/support and follow the instructions to find your product. Then select **Manuals**.

BAHASA INDONESIA

2 To download the software, on your computer, select **Start** and then select **Microsoft Store**. Search for **OMEN Command Center**, and then download the app.

❶ **Programmable forward button (removable)**
By default, pess to display the next page in your browser history.

❷ **Programmable back button (removable)**
By default, press to display the previous page in your browser history.

❸ **Scroll wheel/Activity light**
Press to use the programmed middle-click function. Tilt left or right to use functions programmed in the app.
Alternating colors: The mouse is active.

❹ **DPI button**
Press to change to DPI setting from 100 DPI to 16000 DPI in intervals of 100.

For more information about programming the mouse, go to http://www.hp.com/support and follow the instructions to find your product. Then select **Manuals**.

ARABIC

2 To download the software, on your computer, select **Start** and then select **Microsoft Store**. Search for **OMEN Command Center**, and then download the app.

❶ **Programmable forward button (removable)**
By default, pess to display the next page in your browser history.

❷ **Programmable back button (removable)**
By default, press to display the previous page in your browser history.

❸ **Scroll wheel/Activity light**
Press to use the programmed middle-click function. Tilt left or right to use functions programmed in the app.
Alternating colors: The mouse is active.

❹ **DPI button**
Press to change to DPI setting from 100 DPI to 16000 DPI in intervals of 100.

For more information about programming the mouse, go to http://www.hp.com/support and follow the instructions to find your product. Then select **Manuals**.

BULGARIAN

2 To download the software, on your computer, select **Start** and then select **Microsoft Store**. Search for **OMEN Command Center**, and then download the app.

❶ **Programmable forward button (removable)**
By default, pess to display the next page in your browser history.

❷ **Programmable back button (removable)**
By default, press to display the previous page in your browser history.

❸ **Scroll wheel/Activity light**
Press to use the programmed middle-click function. Tilt left or right to use functions programmed in the app.
Alternating colors: The mouse is active.

❹ **DPI button**
Press to change to DPI setting from 100 DPI to 16000 DPI in intervals of 100.

For more information about programming the mouse, go to http://www.hp.com/support and follow the instructions to find your product. Then select **Manuals**.

CZECH

2 To download the software, on your computer, select **Start** and then select **Microsoft Store**. Search for **OMEN Command Center**, and then download the app.

❶ **Programmable forward button (removable)**
By default, pess to display the next page in your browser history.

❷ **Programmable back button (removable)**
By default, press to display the previous page in your browser history.

❸ **Scroll wheel/Activity light**
Press to use the programmed middle-click function. Tilt left or right to use functions programmed in the app.
Alternating colors: The mouse is active.

❹ **DPI button**
Press to change to DPI setting from 100 DPI to 16000 DPI in intervals of 100.

For more information about programming the mouse, go to http://www.hp.com/support and follow the instructions to find your product. Then select **Manuals**.

DANISH

2 To download the software, on your computer, select **Start** and then select **Microsoft Store**. Search for **OMEN Command Center**, and then download the app.

❶ **Programmable forward button (removable)**
By default, pess to display the next page in your browser history.

❷ **Programmable back button (removable)**
By default, press to display the previous page in your browser history.

❸ **Scroll wheel/Activity light**
Press to use the programmed middle-click function. Tilt left or right to use functions programmed in the app.
Alternating colors: The mouse is active.

❹ **DPI button**
Press to change to DPI setting from 100 DPI to 16000 DPI in intervals of 100.

For more information about programming the mouse, go to http://www.hp.com/support and follow the instructions to find your product. Then select **Manuals**.

GERMAN

2 To download the software, on your computer, select **Start** and then select **Microsoft Store**. Search for **OMEN Command Center**, and then download the app.

❶ **Programmable forward button (removable)**
By default, pess to display the next page in your browser history.

❷ **Programmable back button (removable)**
By default, press to display the previous page in your browser history.

❸ **Scroll wheel/Activity light**
Press to use the programmed middle-click function. Tilt left or right to use functions programmed in the app.
Alternating colors: The mouse is active.

❹ **DPI button**
Press to change to DPI setting from 100 DPI to 16000 DPI in intervals of 100.

For more information about programming the mouse, go to http://www.hp.com/support and follow the instructions to find your product. Then select **Manuals**.

INTERNATIONAL SPANISH

2 To download the software, on your computer, select **Start** and then select **Microsoft Store**. Search for **OMEN Command Center**, and then download the app.

❶ **Programmable forward button (removable)**
By default, pess to display the next page in your browser history.

❷ **Programmable back button (removable)**
By default, press to display the previous page in your browser history.

❸ **Scroll wheel/Activity light**
Press to use the programmed middle-click function. Tilt left or right to use functions programmed in the app.
Alternating colors: The mouse is active.

❹ **DPI button**
Press to change to DPI setting from 100 DPI to 16000 DPI in intervals of 100.

For more information about programming the mouse, go to http://www.hp.com/support and follow the instructions to find your product. Then select **Manuals**.

GREEK

2 To download the software, on your computer, select **Start** and then select **Microsoft Store**. Search for **OMEN Command Center**, and then download the app.

❶ **Programmable forward button (removable)**
By default, pess to display the next page in your browser history.

❷ **Programmable back button (removable)**
By default, press to display the previous page in your browser history.

❸ **Scroll wheel/Activity light**
Press to use the programmed middle-click function. Tilt left or right to use functions programmed in the app.
Alternating colors: The mouse is active.

❹ **DPI button**
Press to change to DPI setting from 100 DPI to 16000 DPI in intervals of 100.

For more information about programming the mouse, go to http://www.hp.com/support and follow the instructions to find your product. Then select **Manuals**.

FRENCH

2 To download the software, on your computer, select **Start** and then select **Microsoft Store**. Search for **OMEN Command Center**, and then download the app.

❶ **Programmable forward button (removable)**
By default, pess to display the next page in your browser history.

❷ **Programmable back button (removable)**
By default, press to display the previous page in your browser history.

❸ **Scroll wheel/Activity light**
Press to use the programmed middle-click function. Tilt left or right to use functions programmed in the app.
Alternating colors: The mouse is active.

❹ **DPI button**
Press to change to DPI setting from 100 DPI to 16000 DPI in intervals of 100.

For more information about programming the mouse, go to http://www.hp.com/support and follow the instructions to find your product. Then select **Manuals**.

CROATIAN

2 To download the software, on your computer, select **Start** and then select **Microsoft Store**. Search for **OMEN Command Center**, and then download the app.

❶ **Programmable forward button (removable)**
By default, pess to display the next page in your browser history.

❷ **Programmable back button (removable)**
By default, press to display the previous page in your browser history.

❸ **Scroll wheel/Activity light**
Press to use the programmed middle-click function. Tilt left or right to use functions programmed in the app.
Alternating colors: The mouse is active.

❹ **DPI button**
Press to change to DPI setting from 100 DPI to 16000 DPI in intervals of 100.

For more information about programming the mouse, go to http://www.hp.com/support and follow the instructions to find your product. Then select **Manuals**.

ITALIAN

2 To download the software, on your computer, select **Start** and then select **Microsoft Store**. Search for **OMEN Command Center**, and then download the app.

❶ **Programmable forward button (removable)**
By default, pess to display the next page in your browser history.

❷ **Programmable back button (removable)**
By default, press to display the previous page in your browser history.

❸ **Scroll wheel/Activity light**
Press to use the programmed middle-click function. Tilt left or right to use functions programmed in the app.
Alternating colors: The mouse is active.

❹ **DPI button**
Press to change to DPI setting from 100 DPI to 16000 DPI in intervals of 100.

For more information about programming the mouse, go to http://www.hp.com/support and follow the instructions to find your product. Then select **Manuals**.

KAZAKH

2 To download the software, on your computer, select **Start** and then select **Microsoft Store**. Search for **OMEN Command Center**, and then download the app.

❶ **Programmable forward button (removable)**
By default, pess to display the next page in your browser history.

❷ **Programmable back button (removable)**
By default, press to display the previous page in your browser history.

❸ **Scroll wheel/Activity light**
Press to use the programmed middle-click function. Tilt left or right to use functions programmed in the app.
Alternating colors: The mouse is active.

❹ **DPI button**
Press to change to DPI setting from 100 DPI to 16000 DPI in intervals of 100.

For more information about programming the mouse, go to http://www.hp.com/support and follow the instructions to find your product. Then select **Manuals**.

LATVIAN

2 To download the software, on your computer, select **Start** and then select **Microsoft Store**. Search for **OMEN Command Center**, and then download the app.

❶ **Programmable forward button (removable)**
By default, pess to display the next page in your browser history.

❷ **Programmable back button (removable)**
By default, press to display the previous page in your browser history.

❸ **Scroll wheel/Activity light**
Press to use the programmed middle-click function. Tilt left or right to use functions programmed in the app.
Alternating colors: The mouse is active.

❹ **DPI button**
Press to change to DPI setting from 100 DPI to 16000 DPI in intervals of 100.

For more information about programming the mouse, go to http://www.hp.com/support and follow the instructions to find your product. Then select **Manuals**.

LITHUANIAN

2 To download the software, on your computer, select **Start** and then select **Microsoft Store**. Search for **OMEN Command Center**, and then download the app.

1. **Programmable forward button (removable)**
   By default, pess to display the next page in your browser history.
2. **Programmable back button (removable)**
   By default, press to display the previous page in your browser history.
3. **Scroll wheel/Activity light**
   Press to use the programmed middle-click function. Tilt left or right to use functions programmed in the app.
   Alternating colors: The mouse is active.
4. **DPI button**
   Press to change to DPI setting from 100 DPI to 16000 DPI in intervals of 100.

   For more information about programming the mouse, go to http://www.hp.com/support and follow the instructions to find your product. Then select **Manuals**.

HUNGARIAN

2 To download the software, on your computer, select **Start** and then select **Microsoft Store**. Search for **OMEN Command Center**, and then download the app.

1. **Programmable forward button (removable)**
   By default, pess to display the next page in your browser history.
2. **Programmable back button (removable)**
   By default, press to display the previous page in your browser history.
3. **Scroll wheel/Activity light**
   Press to use the programmed middle-click function. Tilt left or right to use functions programmed in the app.
   Alternating colors: The mouse is active.
4. **DPI button**
   Press to change to DPI setting from 100 DPI to 16000 DPI in intervals of 100.

   For more information about programming the mouse, go to http://www.hp.com/support and follow the instructions to find your product. Then select **Manuals**.

DUTCH

2 To download the software, on your computer, select **Start** and then select **Microsoft Store**. Search for **OMEN Command Center**, and then download the app.

1. **Programmable forward button (removable)**
   By default, pess to display the next page in your browser history.
2. **Programmable back button (removable)**
   By default, press to display the previous page in your browser history.
3. **Scroll wheel/Activity light**
   Press to use the programmed middle-click function. Tilt left or right to use functions programmed in the app.
   Alternating colors: The mouse is active.
4. **DPI button**
   Press to change to DPI setting from 100 DPI to 16000 DPI in intervals of 100.

   For more information about programming the mouse, go to http://www.hp.com/support and follow the instructions to find your product. Then select **Manuals**.

NORWEGIAN

2 To download the software, on your computer, select **Start** and then select **Microsoft Store**. Search for **OMEN Command Center**, and then download the app.

1. **Programmable forward button (removable)**
   By default, pess to display the next page in your browser history.
2. **Programmable back button (removable)**
   By default, press to display the previous page in your browser history.
3. **Scroll wheel/Activity light**
   Press to use the programmed middle-click function. Tilt left or right to use functions programmed in the app.
   Alternating colors: The mouse is active.
4. **DPI button**
   Press to change to DPI setting from 100 DPI to 16000 DPI in intervals of 100.

   For more information about programming the mouse, go to http://www.hp.com/support and follow the instructions to find your product. Then select **Manuals**.

POLISH

2 To download the software, on your computer, select **Start** and then select **Microsoft Store**. Search for **OMEN Command Center**, and then download the app.

1. **Programmable forward button (removable)**
   By default, pess to display the next page in your browser history.
2. **Programmable back button (removable)**
   By default, press to display the previous page in your browser history.
3. **Scroll wheel/Activity light**
   Press to use the programmed middle-click function. Tilt left or right to use functions programmed in the app.
   Alternating colors: The mouse is active.
4. **DPI button**
   Press to change to DPI setting from 100 DPI to 16000 DPI in intervals of 100.

   For more information about programming the mouse, go to http://www.hp.com/support and follow the instructions to find your product. Then select **Manuals**.

PORTUGUESE

2 To download the software, on your computer, select **Start** and then select **Microsoft Store**. Search for **OMEN Command Center**, and then download the app.

1. **Programmable forward button (removable)**
   By default, pess to display the next page in your browser history.
2. **Programmable back button (removable)**
   By default, press to display the previous page in your browser history.
3. **Scroll wheel/Activity light**
   Press to use the programmed middle-click function. Tilt left or right to use functions programmed in the app.
   Alternating colors: The mouse is active.
4. **DPI button**
   Press to change to DPI setting from 100 DPI to 16000 DPI in intervals of 100.

   For more information about programming the mouse, go to http://www.hp.com/support and follow the instructions to find your product. Then select **Manuals**.

BRAZILIAN PORTUGUESE

2 To download the software, on your computer, select **Start** and then select **Microsoft Store**. Search for **OMEN Command Center**, and then download the app.

1. **Programmable forward button (removable)**
   By default, pess to display the next page in your browser history.
2. **Programmable back button (removable)**
   By default, press to display the previous page in your browser history.
3. **Scroll wheel/Activity light**
   Press to use the programmed middle-click function. Tilt left or right to use functions programmed in the app.
   Alternating colors: The mouse is active.
4. **DPI button**
   Press to change to DPI setting from 100 DPI to 16000 DPI in intervals of 100.

   For more information about programming the mouse, go to http://www.hp.com/support and follow the instructions to find your product. Then select **Manuals**.

ROMANIAN

2 To download the software, on your computer, select **Start** and then select **Microsoft Store**. Search for **OMEN Command Center**, and then download the app.

1. **Programmable forward button (removable)**
   By default, pess to display the next page in your browser history.
2. **Programmable back button (removable)**
   By default, press to display the previous page in your browser history.
3. **Scroll wheel/Activity light**
   Press to use the programmed middle-click function. Tilt left or right to use functions programmed in the app.
   Alternating colors: The mouse is active.
4. **DPI button**
   Press to change to DPI setting from 100 DPI to 16000 DPI in intervals of 100.

   For more information about programming the mouse, go to http://www.hp.com/support and follow the instructions to find your product. Then select **Manuals**.

RUSSIAN

2 To download the software, on your computer, select **Start** and then select **Microsoft Store**. Search for **OMEN Command Center**, and then download the app.

1. **Programmable forward button (removable)**
   By default, pess to display the next page in your browser history.
2. **Programmable back button (removable)**
   By default, press to display the previous page in your browser history.
3. **Scroll wheel/Activity light**
   Press to use the programmed middle-click function. Tilt left or right to use functions programmed in the app.
   Alternating colors: The mouse is active.
4. **DPI button**
   Press to change to DPI setting from 100 DPI to 16000 DPI in intervals of 100.

   For more information about programming the mouse, go to http://www.hp.com/support and follow the instructions to find your product. Then select **Manuals**.

SLOVAK

2 To download the software, on your computer, select **Start** and then select **Microsoft Store**. Search for **OMEN Command Center**, and then download the app.

1. **Programmable forward button (removable)**
   By default, pess to display the next page in your browser history.
2. **Programmable back button (removable)**
   By default, press to display the previous page in your browser history.
3. **Scroll wheel/Activity light**
   Press to use the programmed middle-click function. Tilt left or right to use functions programmed in the app.
   Alternating colors: The mouse is active.
4. **DPI button**
   Press to change to DPI setting from 100 DPI to 16000 DPI in intervals of 100.

   For more information about programming the mouse, go to http://www.hp.com/support and follow the instructions to find your product. Then select **Manuals**.

SLOVENIAN

2 To download the software, on your computer, select **Start** and then select **Microsoft Store**. Search for **OMEN Command Center**, and then download the app.

1. **Programmable forward button (removable)**
   By default, pess to display the next page in your browser history.
2. **Programmable back button (removable)**
   By default, press to display the previous page in your browser history.
3. **Scroll wheel/Activity light**
   Press to use the programmed middle-click function. Tilt left or right to use functions programmed in the app.
   Alternating colors: The mouse is active.
4. **DPI button**
   Press to change to DPI setting from 100 DPI to 16000 DPI in intervals of 100.

   For more information about programming the mouse, go to http://www.hp.com/support and follow the instructions to find your product. Then select **Manuals**.

FINNISH

2 To download the software, on your computer, select **Start** and then select **Microsoft Store**. Search for **OMEN Command Center**, and then download the app.

1. **Programmable forward button (removable)**
   By default, pess to display the next page in your browser history.
2. **Programmable back button (removable)**
   By default, press to display the previous page in your browser history.
3. **Scroll wheel/Activity light**
   Press to use the programmed middle-click function. Tilt left or right to use functions programmed in the app.
   Alternating colors: The mouse is active.
4. **DPI button**
   Press to change to DPI setting from 100 DPI to 16000 DPI in intervals of 100.

   For more information about programming the mouse, go to http://www.hp.com/support and follow the instructions to find your product. Then select **Manuals**.

SERBIAN

2 To download the software, on your computer, select **Start** and then select **Microsoft Store**. Search for **OMEN Command Center**, and then download the app.

1. **Programmable forward button (removable)**
   By default, pess to display the next page in your browser history.
2. **Programmable back button (removable)**
   By default, press to display the previous page in your browser history.
3. **Scroll wheel/Activity light**
   Press to use the programmed middle-click function. Tilt left or right to use functions programmed in the app.
   Alternating colors: The mouse is active.
4. **DPI button**
   Press to change to DPI setting from 100 DPI to 16000 DPI in intervals of 100.

   For more information about programming the mouse, go to http://www.hp.com/support and follow the instructions to find your product. Then select **Manuals**.

SWEDISH

2 To download the software, on your computer, select **Start** and then select **Microsoft Store**. Search for **OMEN Command Center**, and then download the app.

1. **Programmable forward button (removable)**
   By default, pess to display the next page in your browser history.
2. **Programmable back button (removable)**
   By default, press to display the previous page in your browser history.
3. **Scroll wheel/Activity light**
   Press to use the programmed middle-click function. Tilt left or right to use functions programmed in the app.
   Alternating colors: The mouse is active.
4. **DPI button**
   Press to change to DPI setting from 100 DPI to 16000 DPI in intervals of 100.

   For more information about programming the mouse, go to http://www.hp.com/support and follow the instructions to find your product. Then select **Manuals**.

THAI

2 To download the software, on your computer, select **Start** and then select **Microsoft Store**. Search for **OMEN Command Center**, and then download the app.

1. **Programmable forward button (removable)**
   By default, pess to display the next page in your browser history.
2. **Programmable back button (removable)**
   By default, press to display the previous page in your browser history.
3. **Scroll wheel/Activity light**
   Press to use the programmed middle-click function. Tilt left or right to use functions programmed in the app.
   Alternating colors: The mouse is active.
4. **DPI button**
   Press to change to DPI setting from 100 DPI to 16000 DPI in intervals of 100.

   For more information about programming the mouse, go to http://www.hp.com/support and follow the instructions to find your product. Then select **Manuals**.

TURKISH

2 To download the software, on your computer, select **Start** and then select **Microsoft Store**. Search for **OMEN Command Center**, and then download the app.

1. **Programmable forward button (removable)**
   By default, pess to display the next page in your browser history.
2. **Programmable back button (removable)**
   By default, press to display the previous page in your browser history.
3. **Scroll wheel/Activity light**
   Press to use the programmed middle-click function. Tilt left or right to use functions programmed in the app.
   Alternating colors: The mouse is active.
4. **DPI button**
   Press to change to DPI setting from 100 DPI to 16000 DPI in intervals of 100.

   For more information about programming the mouse, go to http://www.hp.com/support and follow the instructions to find your product. Then select **Manuals**.

UKRAINIAN

2 To download the software, on your computer, select **Start** and then select **Microsoft Store**. Search for **OMEN Command Center**, and then download the app.

1. **Programmable forward button (removable)**
   By default, pess to display the next page in your browser history.
2. **Programmable back button (removable)**
   By default, press to display the previous page in your browser history.
3. **Scroll wheel/Activity light**
   Press to use the programmed middle-click function. Tilt left or right to use functions programmed in the app.
   Alternating colors: The mouse is active.
4. **DPI button**
   Press to change to DPI setting from 100 DPI to 16000 DPI in intervals of 100.

   For more information about programming the mouse, go to http://www.hp.com/support and follow the instructions to find your product. Then select **Manuals**.

JAPANESE

2 To download the software, on your computer, select **Start** and then select **Microsoft Store**. Search for **OMEN Command Center**, and then download the app.

1. **Programmable forward button (removable)**
   By default, pess to display the next page in your browser history.
2. **Programmable back button (removable)**
   By default, press to display the previous page in your browser history.
3. **Scroll wheel/Activity light**
   Press to use the programmed middle-click function. Tilt left or right to use functions programmed in the app.
   Alternating colors: The mouse is active.
4. **DPI button**
   Press to change to DPI setting from 100 DPI to 16000 DPI in intervals of 100.

   For more information about programming the mouse, go to http://www.hp.com/support and follow the instructions to find your product. Then select **Manuals**.

KOREAN

2 To download the software, on your computer, select **Start** and then select **Microsoft Store**. Search for **OMEN Command Center**, and then download the app.

1. **Programmable forward button (removable)**
   By default, pess to display the next page in your browser history.
2. **Programmable back button (removable)**
   By default, press to display the previous page in your browser history.
3. **Scroll wheel/Activity light**
   Press to use the programmed middle-click function. Tilt left or right to use functions programmed in the app.
   Alternating colors: The mouse is active.
4. **DPI button**
   Press to change to DPI setting from 100 DPI to 16000 DPI in intervals of 100.

   For more information about programming the mouse, go to http://www.hp.com/support and follow the instructions to find your product. Then select **Manuals**.

SIMPLIFIED CHINESE

2 To download the software, on your computer, select **Start** and then select **Microsoft Store**. Search for **OMEN Command Center**, and then download the app.

1. **Programmable forward button (removable)**
   By default, pess to display the next page in your browser history.
2. **Programmable back button (removable)**
   By default, press to display the previous page in your browser history.
3. **Scroll wheel/Activity light**
   Press to use the programmed middle-click function. Tilt left or right to use functions programmed in the app.
   Alternating colors: The mouse is active.
4. **DPI button**
   Press to change to DPI setting from 100 DPI to 16000 DPI in intervals of 100.

   For more information about programming the mouse, go to http://www.hp.com/support and follow the instructions to find your product. Then select **Manuals**.

TRADITIONAL CHINESE

2 To download the software, on your computer, select **Start** and then select **Microsoft Store**. Search for **OMEN Command Center**, and then download the app.

1. **Programmable forward button (removable)**
   By default, pess to display the next page in your browser history.
2. **Programmable back button (removable)**
   By default, press to display the previous page in your browser history.
3. **Scroll wheel/Activity light**
   Press to use the programmed middle-click function. Tilt left or right to use functions programmed in the app.
   Alternating colors: The mouse is active.
4. **DPI button**
   Press to change to DPI setting from 100 DPI to 16000 DPI in intervals of 100.

   For more information about programming the mouse, go to http://www.hp.com/support and follow the instructions to find your product. Then select **Manuals**.