

## PHOTOGRAPHS OF THE TEST CONFIGURATION

### AC Power Conducted Emissions

#### Mode B




Mode C





## Unwanted Emissions below 1 GHz

### Mode A



Mode B



## Unwanted Emissions above 1 GHz

### Mode A

