
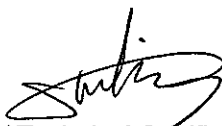


| | | | |
|---|--|---|-------------------------------|
| Prüfbericht - Nr.: 17020180 001 | | Seite 1 von 26 | |
| <i>Test Report No.:</i> | | <i>Page 1 of 26</i> | |
| Auftraggeber: | Primax Electronics Ltd. | | |
| <i>Client:</i> | No. 669, Ruey Kuang Rd. Neihu, Taipei 114, Taiwan | | |
| Gegenstand der Prüfung: | Wireless Keyboard Mouse Combo | | |
| <i>Test item:</i> | | | |
| Bezeichnung: | DX-WLCMBO2 | Serien-Nr.: | n.a. |
| <i>Identification:</i> | | <i>Serial No.:</i> | |
| Wareneingangs-Nr.: | 163076006 | Eingangsdatum: | 2011-03-31 |
| <i>Receipt No.:</i> | | <i>Date of receipt:</i> | |
| Prüfart: | NEUTRON ENGINEERING INC. | | |
| <i>Testing location:</i> | No.3,Jinshagang 1st Road, ShiXia,Dalang Town,DongGuan,China. FCC Registration No.: 319330 Test site Industry Canada No.: 4428B-1 | | |
| Prüfgrundlage: | FCC CFR47 Part 15: Subpart C Section 15.249 FCC CFR47 Part 15: Subpart C Section 15.207 FCC CFR47 Part 15: Subpart C Section 15.209 RSS-210 Issue 8 June 2010 RSS-Gen Issue 3 December 2010 RSS-102 Issue 4 March, 2010 | | |
| <i>Test specification:</i> | | | |
| Prüfresultat: | Der Prüfgegenstand entspricht oben genannter Prüfgrundlage(n). | | |
| <i>Test Result:</i> | <i>The test item passed the test specification(s).</i> | | |
| Prüflaboratorium: | TÜV Rheinland (Shenzhen) Co., Ltd. | | |
| <i>Testing Laboratory:</i> | | | |
| geprüft/ tested by: | kontrolliert/ reviewed by: | | |
|  | |  | |
| 2011-05-10 | Winnie Hou/ Project Engineer | 2011-05-13 | Sam Lin / Technical Certifier |
| <i>Datum</i> | <i>Name/Stellung</i> | <i>Unterschrift</i> | <i>Datum</i> |
| <i>Date</i> | <i>Name/Position</i> | <i>Signature</i> | <i>Date</i> |
| Sonstiges/ Other Aspects: | | | |
| | | | |
| Abkürzungen: | P(ass) = entspricht Prüfgrundlage | Abbreviations: | P(ass) = passed |
| | F(ail) = entspricht nicht Prüfgrundlage | | F(ail) = failed |
| | N/A = nicht anwendbar | | N/A = not applicable |
| | NIT = nicht getestet | | NIT = not tested |
| Dieser Prüfbericht bezieht sich nur auf das o.g. Prüfmuster und darf ohne Genehmigung der Prüfstelle nicht auszugsweise vervielfältigt werden. Dieser Bericht berechtigt nicht zur Verwendung eines Prüfzeichens. | | | |
| <i>This test report relates to the a. m. test sample. Without permission of the test center this test report is not permitted to be duplicated in extracts. This test report does not entitle to carry any safety mark on this or similar products.</i> | | | |

Prüfbericht - Nr.: 17020180 001*Test Report No.***Seite 2 von 26***Page 2 of 26*

TEST SUMMARY

5.1.1 ANTENNA REQUIREMENT*RESULT: Passed***5.1.2 FIELD STRENGTH OF FUNDAMENTAL AND HARMONICS***RESULT: Passed***5.1.3 20DB BANDWIDTH***RESULT: Passed***5.1.4 99% BANDWIDTH***RESULT: Passed***5.1.5 OUT OF BAND EMISSION***RESULT: Passed***5.1.6 RADIATED EMISSION***RESULT: Passed***6.1.1 ELECTROMAGNETIC FIELDS***RESULT: Passed*

Contents

| | | |
|--------------|---|-----------|
| 1. | GENERAL REMARKS | 4 |
| 1.1 | COMPLEMENTARY MATERIALS | 4 |
| 2. | TEST SITES | 4 |
| 2.1 | TEST FACILITIES | 4 |
| 2.2 | LIST OF TEST AND MEASUREMENT INSTRUMENTS..... | 5 |
| 2.3 | TRACEABILITY | 5 |
| 2.4 | CALIBRATION | 6 |
| 2.5 | MEASUREMENT UNCERTAINTY..... | 6 |
| 2.6 | LOCATION OF ORIGINAL DATA..... | 6 |
| 2.7 | STATUS OF FACILITY USED FOR TESTING..... | 6 |
| 3. | GENERAL PRODUCT INFORMATION | 7 |
| 3.1 | PRODUCT FUNCTION AND INTENDED USE..... | 7 |
| 3.2 | RATINGS AND SYSTEM DETAILS | 7 |
| 3.3 | INDEPENDENT OPERATION MODES | 8 |
| 3.4 | NOISE GENERATING AND NOISE SUPPRESSING PARTS | 8 |
| 3.5 | SUBMITTED DOCUMENTS | 8 |
| 4. | TEST SET-UP AND OPERATION MODES | 9 |
| 4.1 | PRINCIPLE OF CONFIGURATION SELECTION..... | 9 |
| 4.2 | TEST OPERATION AND TEST SOFTWARE | 9 |
| 4.3 | SPECIAL ACCESSORIES AND AUXILIARY EQUIPMENT | 9 |
| 4.4 | COUNTERMEASURES TO ACHIEVE EMC COMPLIANCE..... | 9 |
| 4.5 | TEST SETUP DIAGRAM | 10 |
| 5. | TEST RESULTS | 12 |
| 5.1 | TRANSMITTER REQUIREMENT & TEST SUITES | 12 |
| 5.1.1 | <i>Antenna Requirement</i> | <i>12</i> |
| 5.1.2 | <i>Field strength of fundamental and harmonics.....</i> | <i>13</i> |
| 5.1.3 | <i>20dB Bandwidth</i> | <i>15</i> |
| 5.1.4 | <i>99% Bandwidth</i> | <i>18</i> |
| 5.1.5 | <i>Out of band emission</i> | <i>21</i> |
| 5.1.6 | <i>Radiated emission.....</i> | <i>22</i> |
| 6. | SAFETY HUMAN EXPOSURE | 23 |
| 6.1 | RADIO FREQUENCY EXPOSURE COMPLIANCE..... | 23 |
| 6.1.1 | <i>Electromagnetic Fields.....</i> | <i>23</i> |
| 7. | PHOTOGRAPHS OF THE TEST SET-UP | 24 |
| 8. | LIST OF TABLES | 26 |
| 9. | LIST OF PHOTOGRAPHS | 26 |

1. General Remarks

1.1 Complementary Materials

All attachments are integral parts of this test report. This applies especially to the following appendix:
Appendix 1: Test Result

2. Test Sites

2.1 Test Facilities

NEUTRON ENGINEERING INC.
No.3,Jinshagang 1st Road,
ShiXia,Dalang Town,DongGuan,China.

FCC Registration No.: 319330
Test site Industry Canada No.: 4428B-1

The tests at the test site have been conducted under the supervision of a TÜV engineer.

2.2 List of Test and Measurement Instruments

Table 1: List of Test and Measurement Equipment

| Kind of Equipment | Manufacturer | Type | S/N | Calibrated until |
|--|--------------|-------------|------------|------------------|
| Spurious emission and Radiated emission | | | | |
| Test Receiver | R&S | ESCI | 100382 | 2011-05-26 |
| Spectrum | Agilent | E4408B | US39240143 | 2011-11-26 |
| Antenna | Schwarbeck | VULB9160 | 9160-3232 | 2011-06-08 |
| Amplifier | HP | 8447D | 2944A09673 | 2011-05-26 |
| Antenna | ETS | 3115 | 00075789 | 2011-05-27 |
| Amplifier | Agilent | 8449B | 3008A02274 | 2011-05-26 |
| Test Cable | N/A | C-01_CB03 | N/A | 2011-07-06 |
| Test Cable | HUBER+SUHNER | SUCOFLEX_8m | 313794/4 | 2012-04-12 |
| Controller | CT | SC100 | N/A | N/A |
| Active Loop Antenna | R&S | HFH2-Z2 | 830749/020 | 2011-05-27 |
| Radio Test Suite | | | | |
| Test Receiver | R&S | ESCI | 100382 | 2011-05-26 |

2.3 Traceability

All measurement equipment calibrations are traceable to NIST or where calibration is performed outside the United States, to equivalent nationally recognized standards organizations.

2.4 Calibration

Equipment requiring calibration is calibrated periodically by the manufacturer or according to manufacturer's specifications. Additionally all equipment is verified for proper performance on a regular basis using in house standards or comparisons.

2.5 Measurement Uncertainty

For a 95% confidence level, the measurement expanded uncertainties for defined systems, in accordance with the recommendations of ISO/IEC 17025 are:

Table 2: Measurement Uncertainty

| Items | | Extended Uncertainty |
|----------------------|----------------------------|---|
| CE | Disturbance Voltage (dBuV) | $U=\pm 2.56\text{dB}$, $k=2$, $\sigma=95\%$ |
| RE (9kHz – 30MHz) | Field Strength (dBuA) | $U=\pm 4.46\text{dB}$, $k=2$, $\sigma=95\%$ |
| RE (30-1000MHz) | Field strength (dBuV/m) | $U=\pm 4.94\text{dB}$, $k=2$, $\sigma=95\%$ |

2.6 Location of Original Data

The original copies of all test data taken during actual testing were attached in this report and delivered to the applicant. A copy has been retained in the TÜV Rheinland (Shenzhen) file for certification follow-up purposes.

2.7 Status of Facility Used for Testing

The NEUTRON ENGINEERING INC. test facility located at No.3, Jinshagang 1st Road, ShiXia, Dalang Town, DongGuan, China is listed on the US Federal Communications Commission list of facilities approved to perform measurements.

3. General Product Information

3.1 Product Function and Intended Use

The EUT is a wireless keyboard used together with personal computer.
The whole system is composed of one wireless keyboard, one wireless mouse and one receiver. This report is only for wireless keyboard.
For details refer to the User Manual, technical description and Circuit Diagram.

3.2 Ratings and System Details

Table 3: Rating of EUT

| | |
|--------------------|-------------------------------|
| Kind of Equipment: | Wireless Keyboard Mouse Combo |
| Type Designation: | DX-WLCMBO2 |
| FCC ID | EMJKDX-WLCMBO2 |
| IC | 4251A-KDXWLCMBO2 |

Table 4: Technical Specification of EUT

| Technical Specification | Value |
|---------------------------|--|
| Operating Frequency | 2402-2479 MHz |
| Channel separation | 1MHz |
| Extreme Temperature Range | 0°C to 40°C |
| Operation Voltage | DC 1.5V (via AA size battery) |
| Modulation | GFSK |
| Antenna Type | Internal Antenna, Non-User Replaceable |
| External Ports | None |
| Antenna Gain | 0.5dBi |
| RF Output Power | 0.00078W (-1.05dBm) |
| Number of channels | 70 |
| Channel frequency (MHz) | 2402/2407/2408/2409/2410/2411/2412/2413/2414/2415/ 2416/2417/2418/2419/2420/2421/2422/2423/2424/2425/ 2426/2427/2428/2429/2430/2431/2432/2433//2434/2435/ 2436/2437/2438/2439/2440/2441/2442/2443/2444/2445/ 2446/2447/2448/2449/2450/2451/2452/2453/2454/2455/ 2456/2457/2458/2459/2460/2461/2462/2463/2464/2465/ 2466/2467/2468/2469/2470/2471/2472/2473/2474/2479 |

3.3 Independent Operation Modes

The basic operation modes are:

- A. Transmitting
 - 1. Low channel
 - 2. Middle channel
 - 3. High channel
- B. Standby
- C. Off

3.4 Noise Generating and Noise Suppressing Parts

Refer to the Circuit Diagram.

3.5 Submitted Documents

- Bill of Material
- PCB Layout
- Photo Document
- Technical Description
- Circuit Diagram
- Instruction Manual
- Rating Label

4. Test Set-up and Operation Modes

4.1 Principle of Configuration Selection

The equipment under test (EUT) was configured to measure its maximum power level. The test modes were adapted accordingly in reference to the instructions for use.

4.2 Test Operation and Test Software

Test operation refers to test setup in chapter 5. All testing were performed according to the procedures in ANSI C63.4: 2003.

4.3 Special Accessories and Auxiliary Equipment

The EUT was tested with following accessories

| Description | Manufacturer | Type |
|-------------|--------------|------------|
| Dongle | Primax | DX-WLCMBO2 |

4.4 Countermeasures to achieve EMC Compliance

The test sample which has been tested contained the noise suppression parts as described in the Constructional Data Form or the Technical Construction File. No additional measures were employed to achieve compliance.

4.5 Test Setup Diagram

Diagram of Measurement Configuration for Radiation Test

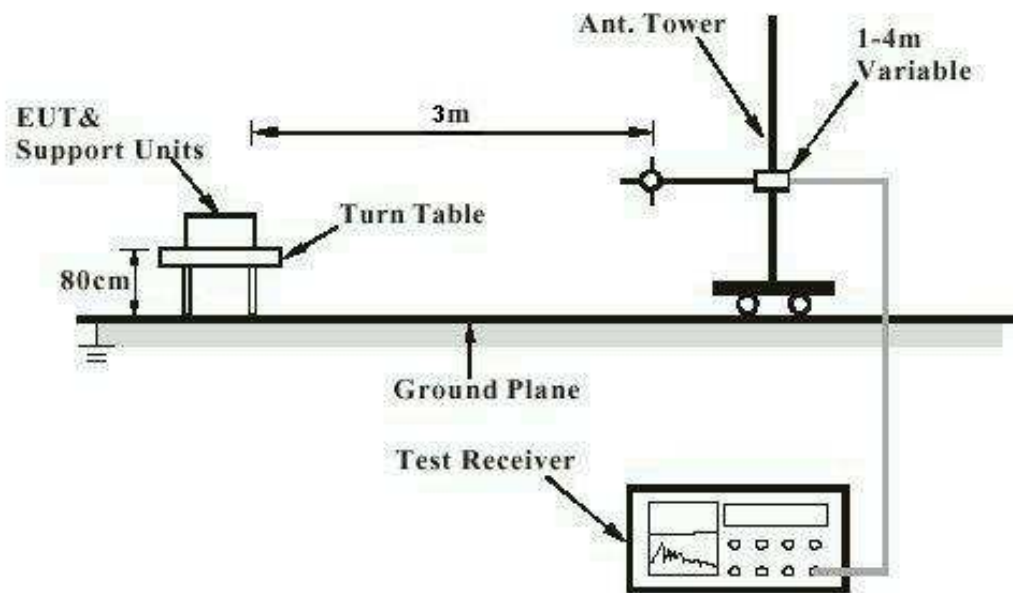


Diagram of Measurement Equipment Configuration for Mains Conduction Measurement

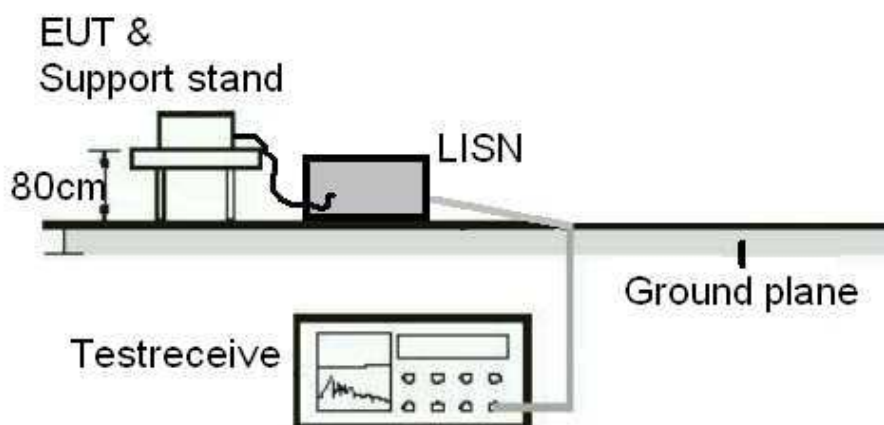
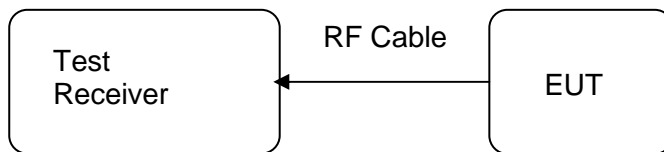


Diagram of Measurement Equipment Configuration for Conducted Transmitter Measurement



5. Test Results

5.1 Transmitter Requirement & Test Suites

5.1.1 Antenna Requirement

RESULT:**Passed**

| | | |
|---------------|---|--|
| Test date | : | 2011-04-27 |
| Test standard | : | FCC Part 15.203 RSS-Gen 7.1.2 |
| Limit | : | the use of antennas with directional gains that do not exceed 6 dBi |

According to the manufacturer declared, the EUT has an internal antenna, the directional gain of antenna is 0.5dBi, and the antenna connector is designed with permanent attachment and no consideration of replacement. Therefore the EUT is considered sufficient to comply the provision.

Refer to EUT photo for details.

5.1.2 Field strength of fundamental and harmonics

RESULT:
Passed

Test date : 2011-01-18
 Test standard : FCC Part 15.249(a)
 Clause A2.9(a) of RSS-210
 Basic standard : ANSI C63.4: 2003
 Limit : FCC Part 15.249(a)
 Clause A2.9(a) of RSS-210
 Kind of test site : 3m Semi-Anechoic Chamber

Test setup

Operation Mode : A
 Ambient temperature : 23°C
 Relative humidity : 50%
 Atmospheric pressure : 101 kPa

Table 5: Test result of Field strength of fundamental and harmonics

| Channel Frequency (MHz) | Test result | | | |
|-------------------------|------------------|---------------------|----------|----------------|
| | Reading (dBuV/m) | Antenna orientation | Detector | Limit (dBuV/m) |
| 2402 | 95.24 | Horizontal | Peak | 114 |
| 2402 | 59.99 | | Average | 94 |
| 2402 | 95.39 | Vertical | Peak | 114 |
| 2402 | 60.14 | | Average | 94 |
| 2441 | 95.74 | Horizontal | Peak | 114 |
| 2441 | 60.49 | | Average | 94 |
| 2441 | 96.21 | Vertical | Peak | 114 |
| 2441 | 60.96 | | Average | 94 |
| 2479 | 95.79 | Horizontal | Peak | 114 |
| 2479 | 60.53 | | Average | 94 |
| 2479 | 96.67 | Vertical | Peak | 114 |
| 2479 | 61.42 | | Average | 94 |
| 4804 | 55.63 | Horizontal | Peak | 74 |
| 4804 | 20.38 | | Average | 54 |
| 4804 | 54.63 | Vertical | Peak | 74 |
| 4804 | 19.38 | | Average | 54 |
| 4882 | 57.94 | Horizontal | Peak | 74 |
| 4882 | 22.69 | | Average | 54 |

Produkte

Products

Prüfbericht - Nr.: 17020180 001

Test Report No.

Seite 14 von 26

Page 14 of 26

| | | | | |
|------|-------|------------|---------|----|
| 4882 | 56.58 | Vertical | Peak | 74 |
| 4882 | 21.33 | | Average | 54 |
| 4959 | 55.21 | Horizontal | Peak | 74 |
| 4959 | 19.96 | | Average | 54 |
| 4959 | 56.92 | Vertical | Peak | 74 |
| 4959 | 21.67 | | Average | 54 |

Note: refer to page 5 to page 18 of Appendix 1 for test plot.

5.1.3 20dB Bandwidth

RESULT:**Passed**

Date of testing : 2011-01-17
Test standard : RSS-Gen 4.6.3
Basic standard : ANSI C63.4: 2003
Kind of test site : Shielded room

Test setup

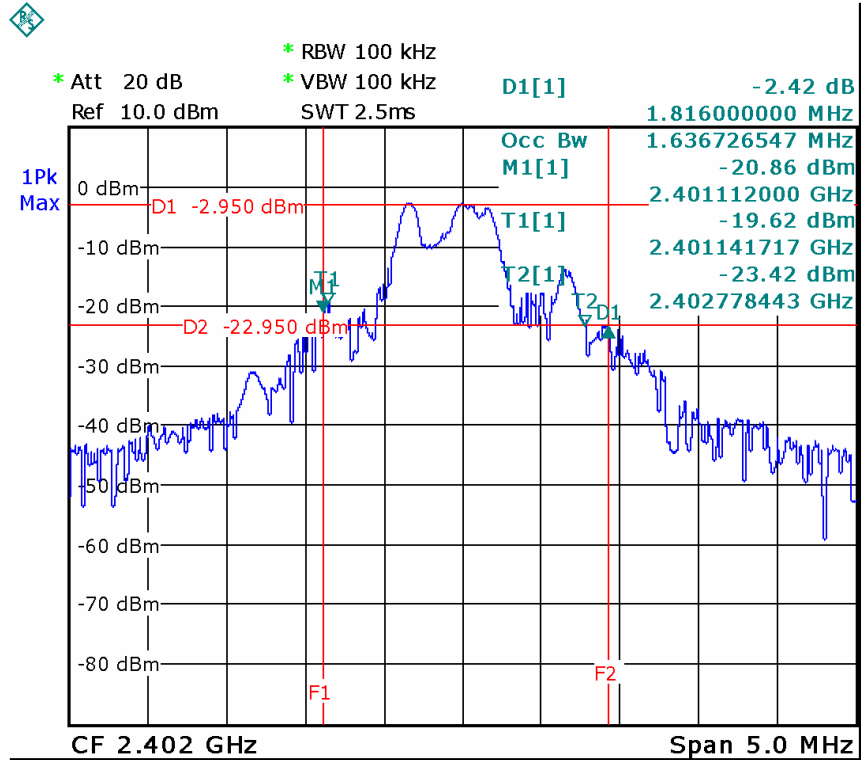
Test Channel : Low/ Middle/ High
Operation Mode : A
Ambient temperature : 20°C
Relative humidity : 45%
Atmospheric pressure : 101 kPa

Table 6: Test result of 20dB Bandwidth

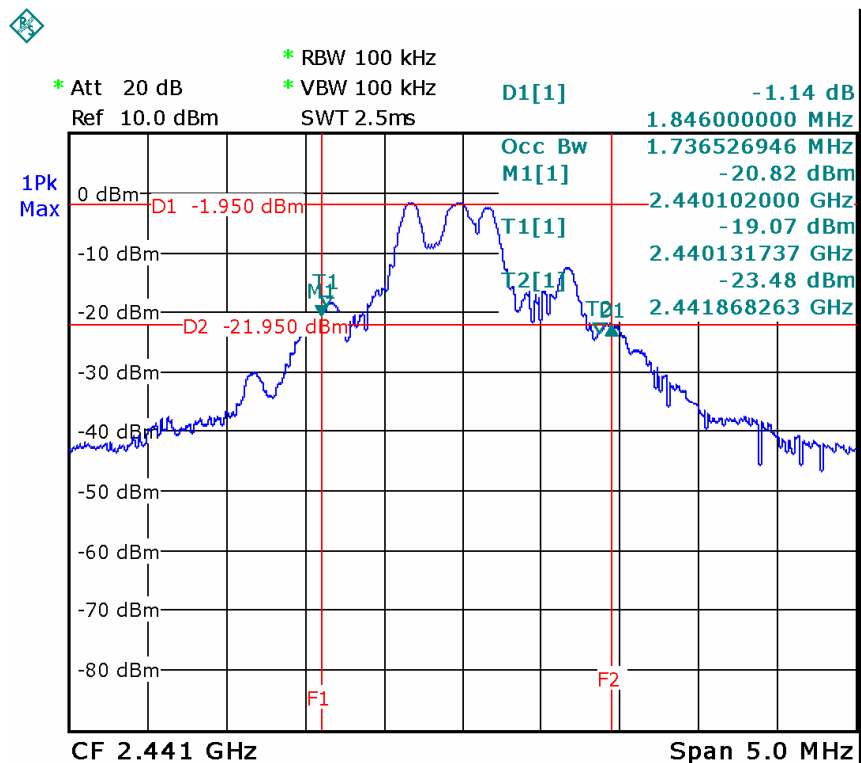
| Channel | Channel Frequency (MHz) | 20dB Bandwidth (kHz) | Limit (MHz) | Result |
|--------------|-------------------------|----------------------|-------------|--------|
| Low Channel | 2402 | 1816 | / | Pass |
| Mid Channel | 2441 | 1846 | / | Pass |
| High Channel | 2479 | 1856 | / | Pass |

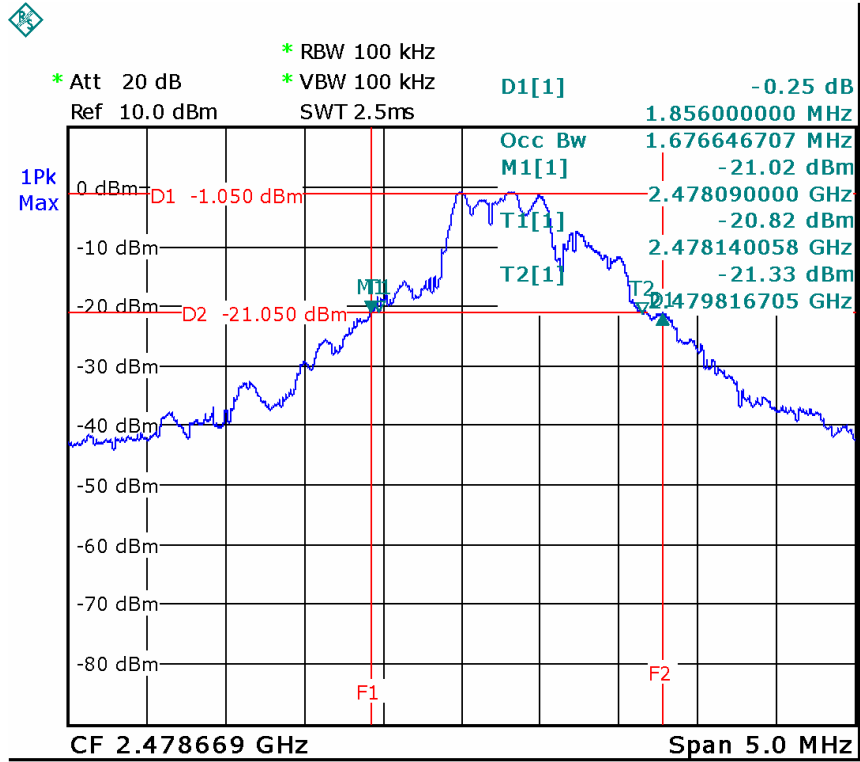
Test Plot of 20dB Bandwidth

Low Channel



Middle Channel



High Channel


5.1.4 99% Bandwidth

RESULT:**Passed**

Date of testing : 2011-01-17
Test standard : RSS-Gen clause 4.6.1
Basic standard : ANSI C63.4: 2003
Kind of test site : Shielded room

Test setup

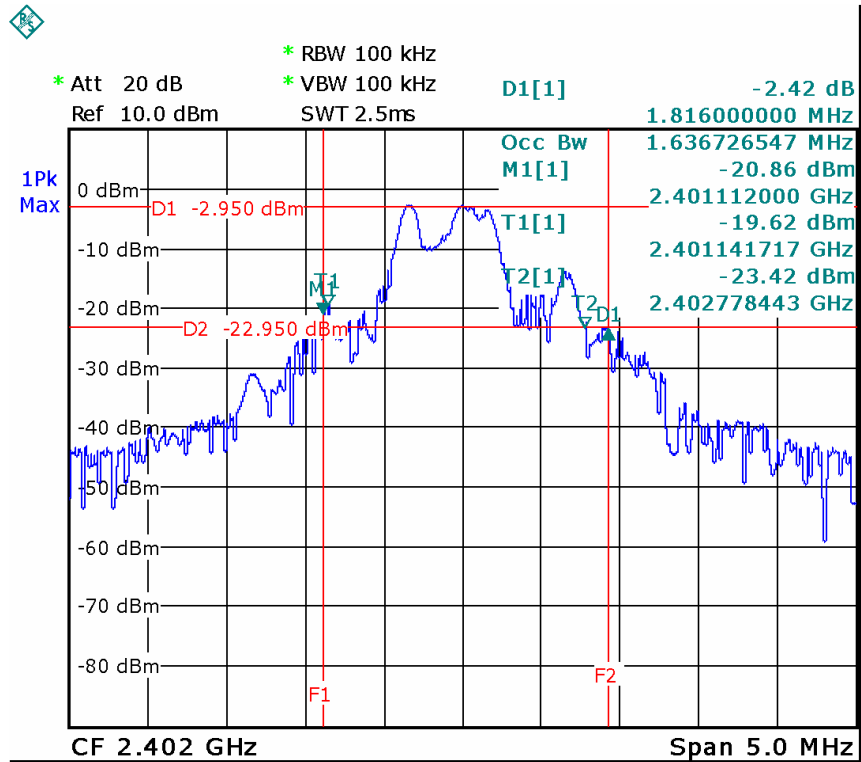
Test Channel : Low/ Middle/ High
Operation Mode : A
Ambient temperature : 20°C
Relative humidity : 45%
Atmospheric pressure : 101 kPa

Table 7: Test result of 99% Bandwidth

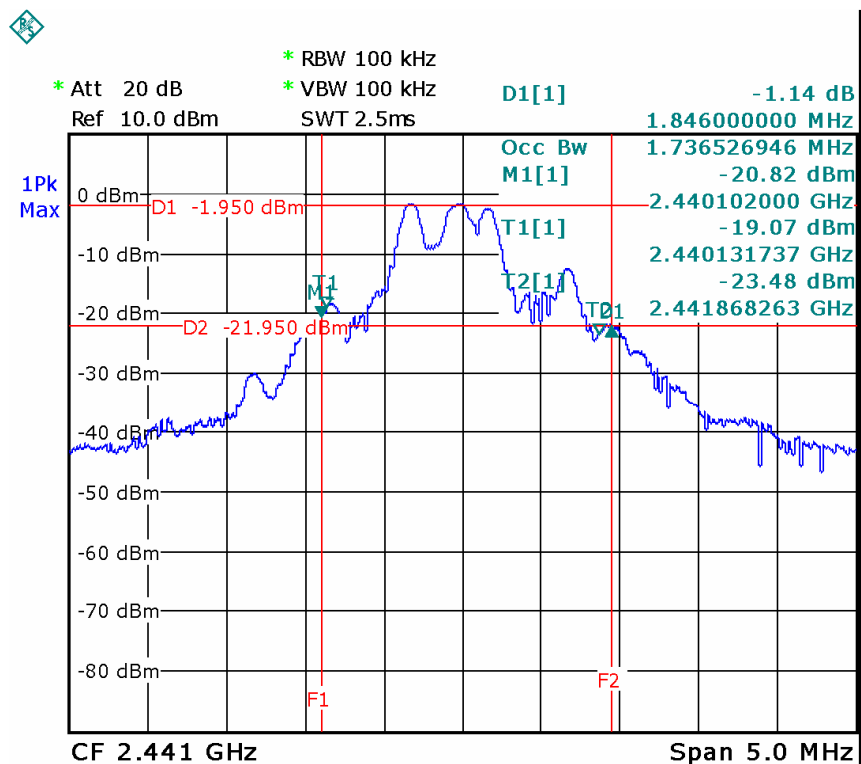
| Channel | Channel Frequency (MHz) | 99% Bandwidth (kHz) | Limit (MHz) |
|--------------|-------------------------|---------------------|-------------|
| Low Channel | 2402 | 1637 | / |
| Mid Channel | 2441 | 1737 | / |
| High Channel | 2479 | 1677 | / |

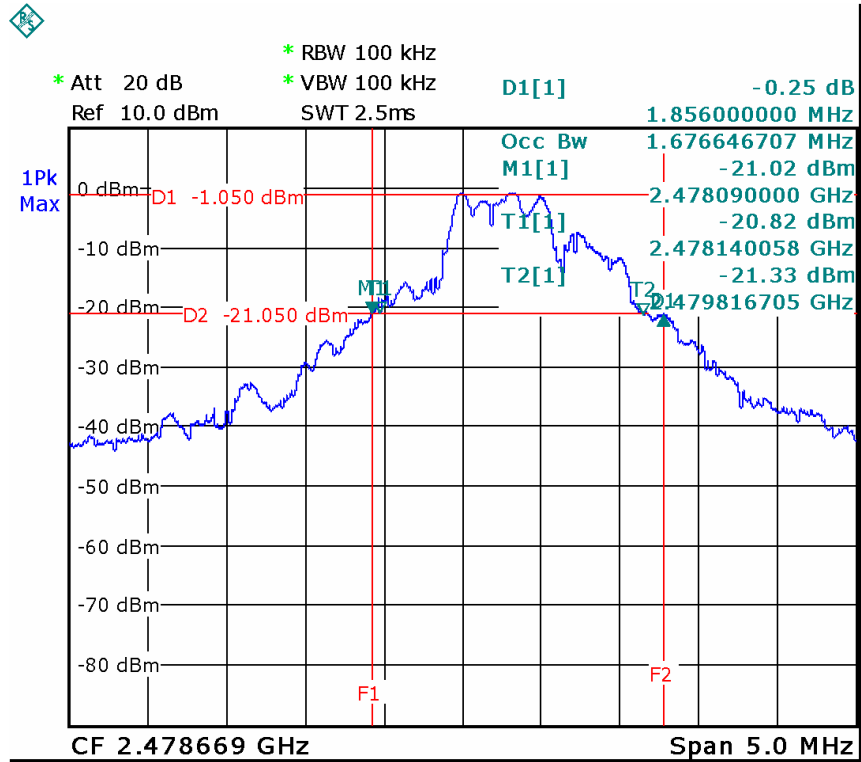
Test Plot of 99% Bandwidth

Low Channel



Middle Channel



High Channel


5.1.5 Out of band emission

RESULT:**Passed**

Date of testing : 2011-04-24 to 2011-04-27
Test standard : FCC part 15.249(d)
RSS-210 A2.9(b)
Basic standard : ANSI C63.4: 2003
Limit : FCC part 15.249(d)
RSS-210 A2.9(b)
Kind of test site : 3m Semi-Anechoic Chamber

Test setup

Test Channel : Low/ High
Operation mode : A
Ambient temperature : 23°C
Relative humidity : 51%
Atmospheric pressure : 101 kPa

All emissions are below the general radiated emission limits in FCC part 15.209. Refer to Appendix 1 for detailed test plot.

5.1.6 Radiated emission

RESULT:**Passed**

Date of testing : 2011-04-24 to 2011-04-27
Test standard : FCC part 15.209(a) & 15.205
Clause 2.2 & 2.5 of RSS-210
Basic standard : ANSI C63.4: 2003
Limits : Refer to FCC part 15.209(a)
Refer to RSS-Gen Table 5
Kind of test site : 3m Semi-Anechoic Chamber

Test setup

Operation mode : A
Ambient temperature : 23°C
Relative humidity : 51%
Atmospheric pressure : 101 kPa

For details refer to Appendix 1.

Remark: Testing was carried out within frequency range 9kHz to the tenth harmonics. The worst case in frequency range 9kHz to 30MHz was found on middle channel.

6. Safety Human exposure

6.1 Radio Frequency Exposure Compliance

6.1.1 Electromagnetic Fields


RESULT:**Passed**

Since maximum peak output power of the transmitter is $<60/f(\text{GHz})\text{mW}$, i.e. $0.78\text{mW} < 25 (=60/2.4)\text{mW}$, hence the EUT is excluded from SAR evaluation according to FCC KDB publication 447498 D01: Mobile Portable RF Exposure.


The measured peak output power of the transmitter is only 0.78mW (-1.05dBm). According to RSS-102 Issue 4 March 2010 clause 2.5, from 3 kHz up to 1 GHz inclusively and if the output power (i.e. the higher of the conducted or effective isotropic radiated power (e.i.r.p.) source-based time-averaged output power) is less than, or equal to 200 mW for General Public Use and 1000 mW for Controlled Use, then the transmitters are exempt from routine SAR and RF exposure evaluations, therefore the EUT is deemed to fulfill the requirement without additional test.

7. Photographs of the Test Set-Up

Photograph 1: Set-up for Radiated Emissions (9kHz - 30MHz)



Photograph 2: Set-up for Radiated Emissions (30MHz-1GHz)



Photograph 3: Set-up for Radiated Emissions (1GHz-26GHz)



8. List of Tables

| | |
|---|----|
| Table 1: List of Test and Measurement Equipment | 5 |
| Table 2: Measurement Uncertainty | 6 |
| Table 3: Rating of EUT | 7 |
| Table 4: Technical Specification of EUT | 8 |
| Table 5: Test result of Field strength of fundamental and harmonics | 13 |
| Table 6: Test result of 20dB Bandwidth | 15 |
| Table 7: Test result of 99% Bandwidth..... | 18 |

9. List of Photographs

| | |
|---|----|
| Photograph 1: Set-up for Radiated Emissions (9kHz - 30MHz)..... | 24 |
| Photograph 2: Set-up for Radiated Emissions (30MHz-1GHz)..... | 24 |
| Photograph 3: Set-up for Radiated Emissions (1GHz-26GHz)..... | 25 |

Test Plot of Spurious emission of A.2 – Horizontal (9kHz – 30MHz)



Neutron
Engineering Inc.

FCC 15.209 9K-30MHz

Test Data

3米測試距離量測表

| | | |
|--------------------|-------------------|----|
| Project No. : | Wireless keyboard | |
| Produce Name: | | |
| Model/Type No. : | 4/27/2011 | |
| Test Date: | 26 | |
| Temperature : | 53 | °C |
| Relative Humidity: | | % |

| frequency (MHz) | Read level dBuV/m | Factor (dB) | Level (dBuV/m) | Limit (dBuV/m) | Over (dB) |
|--------------------|-------------------------|----------------|-------------------|-------------------|--------------|
| 0.0139 | 34.34 | 24.3 | 58.64 | 124.7439288 | -66.1039 |
| 0.25 | 47.45 | 20.4 | 67.85 | 99.64542466 | -31.7954 |
| 0.9752 | 21.34 | 19.6992 | 41.0392 | 67.82235098 | -26.7832 |
| 0.1576 | 19.43 | 20.5848 | 40.0148 | 103.6531006 | -63.6383 |
| 0.4926 | 26.4 | 19.81776 | 46.21776 | 73.75433668 | -27.5366 |
| 0.5311 | 27.54 | 19.89952 | 47.43952 | 73.10069881 | -25.6612 |

Test Plot of Spurious emission of A.2 – Vertical (9kHz – 30MHz)



Neutron
Engineering Inc.

FCC 15.209 9K-30MHz

Test Data

3米測試距離量測表

| | | |
|--------------------|-------------------|----|
| Project No. : | | |
| Produce Name: | Wireless keyboard | |
| Model/Type No. : | | |
| Test Date: | 4/27/2011 | |
| Temperature : | 26 | °C |
| Relative Humidity: | 53 | % |

| frequency (MHz) | level dBuV/m | Factor (dB) | Level (dBuV/m) | Limit (dBuV/m) | Over (dB) |
|--------------------|-----------------|----------------|-------------------|-------------------|--------------|
| 0.0246 | 34.65 | 24.00867 | 58.65867 | 119.7855227 | -61.1269 |
| 0.259 | 24.76 | 20.3784 | 45.1384 | 99.33822955 | -54.1998 |
| 0.9744 | 27.76 | 19.7024 | 47.4624 | 67.82947933 | -20.3671 |
| 0.1646 | 16.76 | 20.5708 | 37.3308 | 103.2756282 | -65.9448 |
| 0.4876 | 25.63 | 19.82976 | 45.45976 | 93.8429509 | -48.3832 |
| 0.5369 | 24.12 | 19.91808 | 44.03808 | 73.00635675 | -28.9683 |

Test Plot of Spurious emission of A.1 – Horizontal (30MHz – 1GHz)



Neutron
Engineering Inc.

No.3.JinShaGang 1st Road,ShiXia,DaLang Town,DongGuan,China.
Tel: (0769)-8318-3000 Fax:(0769)-8319-6000 Post Code: 523792
<http://www.btl.org.cn>

Radiated Emission Measurement

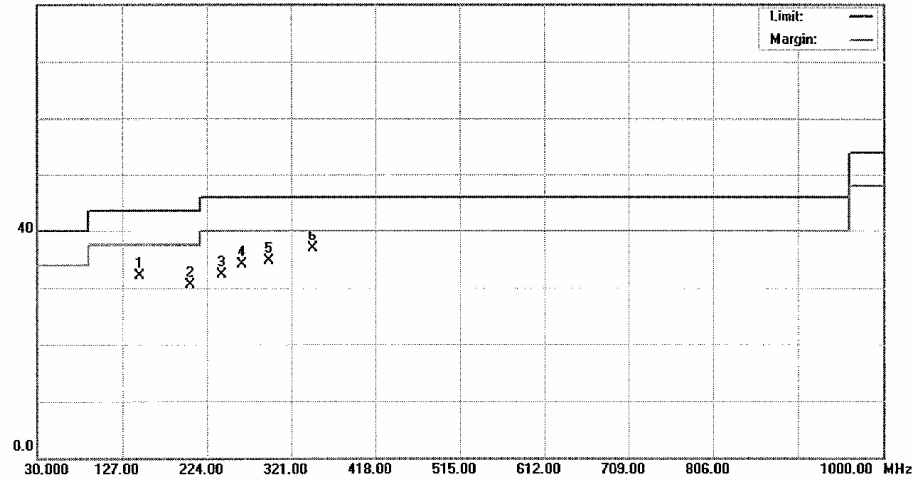
File :1104C150-FCCP

Data #14

Date: 2011-4-27

Time: 17:16:39

80.0 dBuV/m



Site DG-CB03

Polarization: **Horizontal**

Temperature: 23

Limit: FCC Class B 3M Radiation

Power: DC 3V

Humidity: 51 %

EUT: Wireless keyboard

Distance: 3m

M/N: MORF3971

Mode: TX

Note: 2402MHZ

| No. | Mk. | Freq. MHz | Reading Level dBuV | Correct Factor dB | Measure- ment dBuV/m | Limit dBuV/m | Over dB | Detector | Comment |
|-----|-----|--------------|--------------------------|-------------------------|----------------------------|-----------------|------------|----------|---------|
| 1 | | 146.3700 | 46.76 | -14.62 | 32.14 | 43.50 | -11.36 | peak | |
| 2 | | 204.3700 | 44.42 | -13.99 | 30.43 | 43.50 | -13.07 | peak | |
| 3 | | 241.3900 | 45.67 | -13.33 | 32.34 | 46.00 | -13.66 | peak | |
| 4 | | 264.3700 | 46.34 | -12.26 | 34.08 | 46.00 | -11.92 | peak | |
| 5 | | 294.8600 | 45.76 | -11.12 | 34.64 | 46.00 | -11.36 | peak | |
| 6 | * | 345.2600 | 47.24 | -10.42 | 36.82 | 46.00 | -9.18 | peak | |

*:Maximum data x:Over limit !:over margin

<Reference Only

Test Plot of Spurious emission of A.1 – Vertical (30MHz – 1GHz)



Neutron
Engineering Inc.

No.3.JinShaGang 1st Road,ShiXia,DaLang Town,DongGuan,China.
Tel: (0769)-8318-3000 Fax:(0769)-8319-6000 Post Code: 523792
<http://www.btl.org.cn>

Radiated Emission Measurement

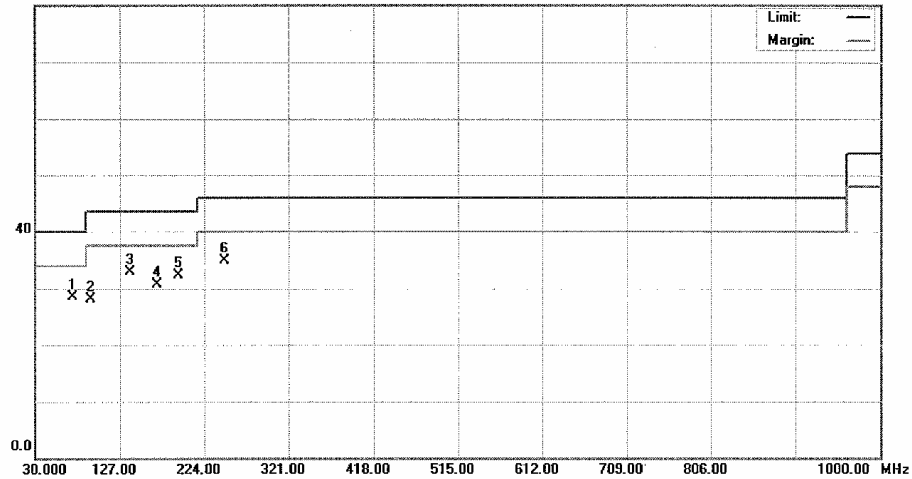
File :1104C150-FCCP

Data :#13

Date: 2011-4-27

Time: 17:13:46

80.0 dBuV/m



Site DG-CB03

Polarization: **Vertical**

Temperature: 23

Limit: FCC Class B 3M Radiation

Power: DC 3V

Humidity: 51 %

EUT: Wireless keyboard

Distance: 3m

M/N: MORF3971

Mode: TX

Note: 2402MHZ

| No. Mk. | Freq. MHz | Reading Level dBuV | Correct Factor dB | Measure- ment dBuV/m | Limit dBuV/m | Over dB | Detector | Comment |
|---------|--------------|--------------------------|-------------------------|----------------------------|-----------------|------------|----------|---------|
| 1 | 72.3800 | 46.76 | -18.35 | 28.41 | 40.00 | -11.59 | peak | |
| 2 | 93.5600 | 46.76 | -18.70 | 28.06 | 43.50 | -15.44 | peak | |
| 3 * | 137.8600 | 47.51 | -14.58 | 32.93 | 43.50 | -10.57 | peak | |
| 4 | 167.8200 | 45.14 | -14.41 | 30.73 | 43.50 | -12.77 | peak | |
| 5 | 193.1400 | 46.38 | -14.08 | 32.30 | 43.50 | -11.20 | peak | |
| 6 | 246.3800 | 48.17 | -13.24 | 34.93 | 46.00 | -11.07 | peak | |

*:Maximum data x:Over limit !:over margin

(Reference Only)

Test Plot of Spurious emission of A.1 – Horizontal (1GHz – 26GHz)



Neutron
Engineering Inc.

No.3.JinShaGang 1st Road,ShiXia,DaLang Town,DongGuan,China.
Tel: (0769)-8318-3000 Fax:(0769)-8319-6000 Post Code: 523792
<http://www.btl.org.cn>

Radiated Emission Measurement

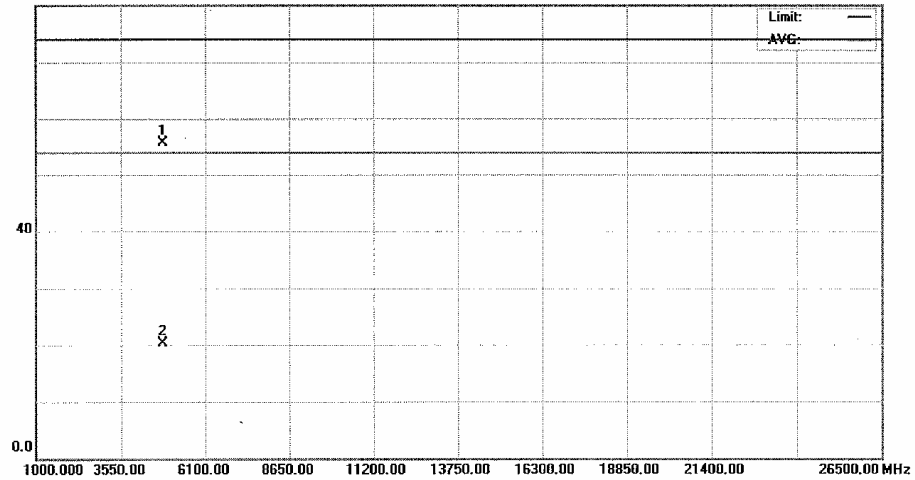
File :1104C150-FCCP

Data :#11

Date: 2011-4-24

Time: 13:24:10

80.0 dBuV/m



Site DG-CB03

Polarization: **Horizontal**

Temperature: 25

Limit: FCC_RF_1G-40G_(Peak)

Power: DC 3V

Humidity: 58 %

EUT: Wireless keyboard

Distance: 3m

M/N: MORF3971

Mode: TX

Note: 2402MHZ

| No. | Mk. | Freq. MHz | Reading Level dBuV | Correct Factor dB | Measure- ment dBuV/m | Limit dBuV/m | Over dB | Detector | Comment |
|-----|-----|--------------|--------------------------|-------------------------|----------------------------|-----------------|------------|----------|---------|
| 1 | * | 4804.160 | 49.46 | 6.17 | 55.63 | 74.00 | -18.37 | peak | |
| 2 | | 4804.160 | 14.21 | 6.17 | 20.38 | 54.00 | -33.62 | AVG | |

*:Maximum data x:Over limit !:over margin

(Reference Only)

Test Plot of Spurious emission of A.1 – Vertical (1GHz – 26GHz)



Neutron
Engineering Inc.

No.3.JinShaGang 1st Road,ShiXia,DaLang Town,DongGuan,China.
Tel: (0769)-8318-3000 Fax:(0769)-8319-6000 Post Code: 523792
<http://www.bti.org.cn>

Radiated Emission Measurement

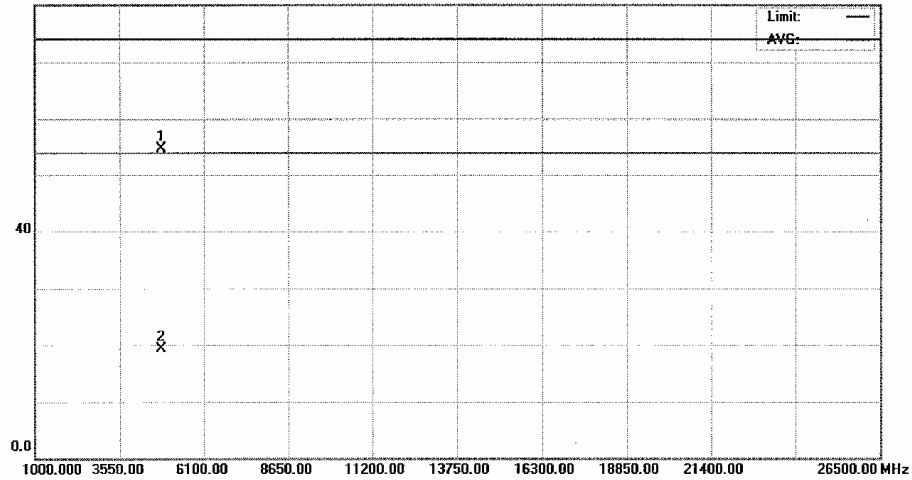
File :1104C150-FCCP

Data :#12

Date: 2011-4-24

Time: 13:24:41

80.0 dBuV/m



Site DG-CB03

Polarization: **Vertical**

Temperature: 25

Limit: FCC_RF_1G-40G_(Peak)

Power: DC 3V

Humidity: 58 %

EUT: Wireless keyboard

Distance: 3m

M/N: MORF3971

Mode: TX

Note: 2402MHZ

| No. | Mk. | Freq. | Reading Level | Correct Factor | Measurement | Limit | Over | Detector | Comment |
|-----|-----|----------|---------------|----------------|-------------|--------|--------|----------|---------|
| | | MHz | dBuV | dB | dBuV/m | dBuV/m | dB | | |
| 1 | * | 4804.850 | 48.46 | 6.17 | 54.63 | 74.00 | -19.37 | peak | |
| 2 | | 4804.850 | 13.21 | 6.17 | 19.38 | 54.00 | -34.62 | AVG | |

*:Maximum data x:Over limit l:over margin

(Reference Only)

Test Plot of Spurious emission of A.2 – Horizontal (30MHz – 1GHz)



Neutron
Engineering Inc.

No.3.JinShaGang 1st Road,ShiXia,DaLang Town,DongGuan,China.
Tel: (0769)-8318-3000 Fax:(0769)-8319-6000 Post Code: 523792
<http://www.btl.org.cn>

Radiated Emission Measurement

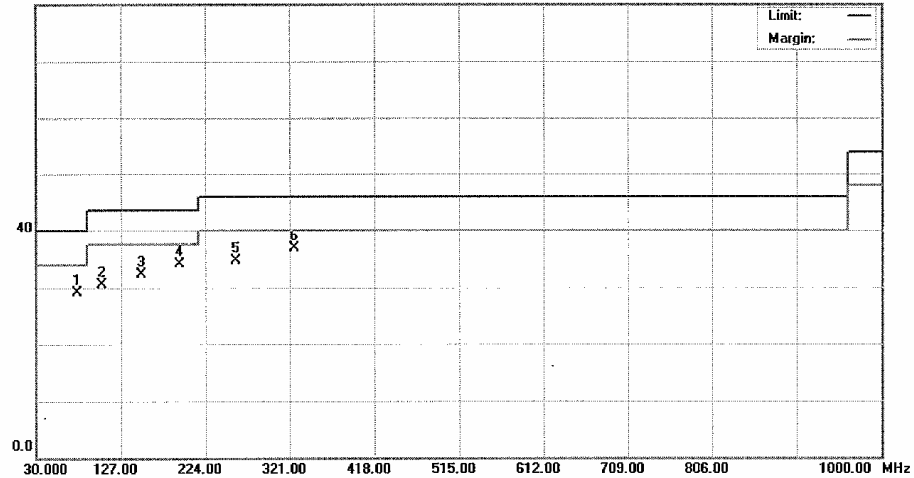
File :1104C150-FCCP

Data :#16

Date: 2011-4-27

Time: 17:16:39

80.0 dBuV/m



Site DG-CB03

Polarization: **Horizontal**

Temperature: 23

Limit: FCC Class B 3M Radiation

Power: DC 3V

Humidity: 51 %

EUT: Wireless keyboard

Distance: 3m

M/N: MORF3971

Mode: TX

Note: 2441MHZ

| No. | Mk. | Freq. MHz | Reading Level dBuV | Correct Factor dB | Measure- ment dBuV/m | Limit dBuV/m | Over dB | Detector | Comment |
|-----|-----|--------------|--------------------------|-------------------------|----------------------------|-----------------|------------|----------|---------|
| 1 | | 75.4800 | 47.84 | -18.70 | 29.14 | 40.00 | -10.86 | peak | |
| 2 | | 104.7600 | 47.16 | -16.73 | 30.43 | 43.50 | -13.07 | peak | |
| 3 | | 148.7600 | 46.99 | -14.65 | 32.34 | 43.50 | -11.16 | peak | |
| 4 | | 194.2400 | 48.15 | -14.07 | 34.08 | 43.50 | -9.42 | peak | |
| 5 | | 257.8200 | 47.33 | -12.69 | 34.64 | 46.00 | -11.36 | peak | |
| 6 | * | 325.1200 | 47.57 | -10.75 | 36.82 | 46.00 | -9.18 | peak | |

*:Maximum data x:Over limit !:over margin

(Reference Only)

Test Plot of Spurious emission of A.2 – Vertical (30MHz – 1GHz)



Neutron
Engineering Inc.

No.3.JinShaGang 1st Road,ShiXia,DaLang Town,DongGuan,China.
Tel: (0769)-8318-3000 Fax:(0769)-8319-6000 Post Code: 523792
<http://www.btl.org.cn>

Radiated Emission Measurement

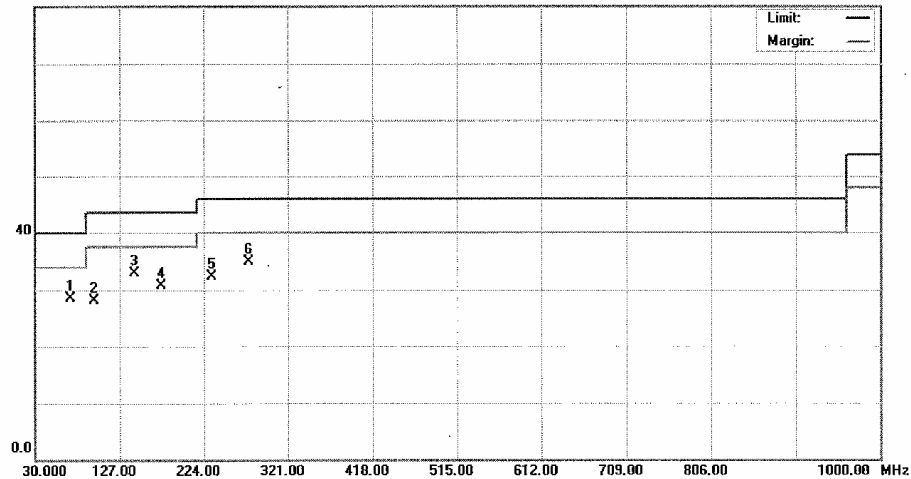
File :1104C150-FCCP

Data :#15

Date: 2011-4-27

Time: 17:13:46

80.0 dBuV/m



Site DG-CB03

Polarization: **Vertical**

Temperature: 23

Limit: FCC Class B 3M Radiation

Power: DC 3V

Humidity: 51 %

EUT: Wireless keyboard

Distance: 3m

M/N: MORF3971

Mode: TX

Note: 2441MHZ

| No. Mk. | Freq. MHz | Reading Level dBuV | Correct Factor dB | Measure- ment dBuV/m | Limit dBuV/m | Over dB | Detector | Comment |
|---------|--------------|--------------------------|-------------------------|----------------------------|-----------------|------------|----------|---------|
| 1 | 70.4600 | 46.51 | -18.10 | 28.41 | 40.00 | -11.59 | peak | |
| 2 | 96.3200 | 46.44 | -18.38 | 28.06 | 43.50 | -15.44 | peak | |
| 3 * | 144.3600 | 47.52 | -14.59 | 32.93 | 43.50 | -10.57 | peak | |
| 4 | 175.2200 | 45.02 | -14.29 | 30.73 | 43.50 | -12.77 | peak | |
| 5 | 233.4400 | 45.83 | -13.53 | 32.30 | 46.00 | -13.70 | peak | |
| 6 | 275.5600 | 46.73 | -11.80 | 34.93 | 46.00 | -11.07 | peak | |

*:Maximum data x:Over limit !:over margin

(Reference Only)

Test Plot of Spurious emission of A.2 –Horizontal (1GHz – 26GHz)



Neutron
Engineering Inc.

No.3.JinShaGang 1st Road,ShiXia,DaLang Town,DongGuan,China.
Tel: (0769)-8318-3000 Fax:(0769)-8319-6000 Post Code: 523792
<http://www.bti.org.cn>

Radiated Emission Measurement

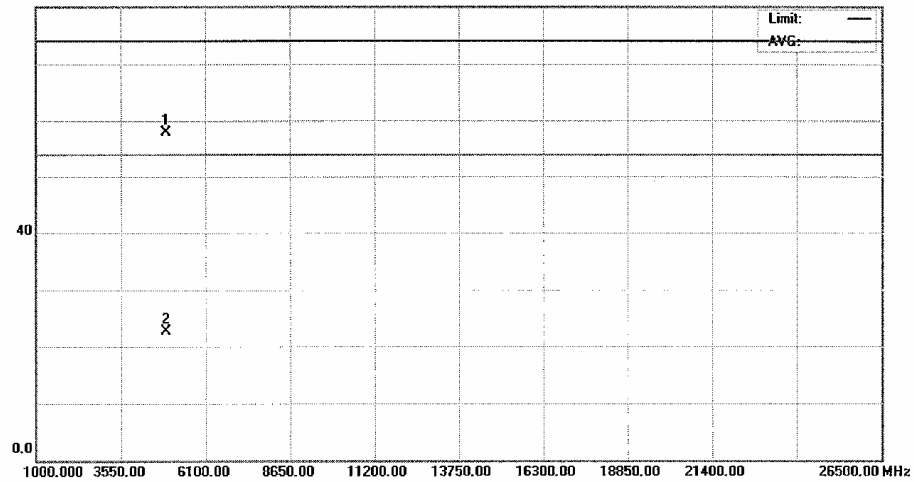
File :1104C150-FCCP

Data :#10

Date: 2011-4-24

Time: 13:22:58

80.0 dBuV/m



Site DG-CB03

Limit: FCC_RF_1G-40G_(Peak)

EUT: Wireless keyboard

M/N: MORF3971

Mode: TX

Note: 2441MHZ

Polarization: **Horizontal**

Temperature: 25

Power: DC 3V

Humidity: 58 %

Distance: 3m

| No. | Mk. | Freq. MHz | Reading Level dBuV | Correct Factor dB | Measure- ment dBuV/m | Limit dBuV/m | Over dB | Detector | Comment |
|-----|-----|--------------|--------------------------|-------------------------|----------------------------|-----------------|------------|----------|---------|
| 1 | * | 4882.750 | 51.48 | 6.46 | 57.94 | 74.00 | -16.06 | peak | |
| 2 | | 4882.750 | 16.23 | 6.46 | 22.69 | 54.00 | -31.31 | AVG | |

*:Maximum data x:Over limit !:over margin

(Reference Only)

Test Plot of Spurious emission of A.2 –Vertical (1GHz – 26GHz)



Neutron
Engineering Inc.

No.3.JinShaGang 1st Road,ShiXia,DaLang Town,DongGuan,China.
Tel: (0769)-8318-3000 Fax:(0769)-8319-6000 Post Code: 523792
<http://www.btl.org.cn>

Radiated Emission Measurement

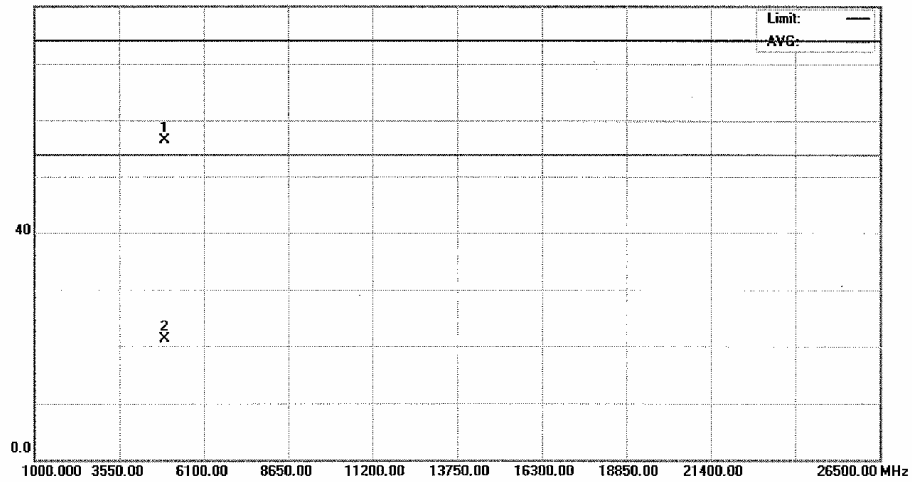
File :1104C150-FCCP

Data :#9

Date: 2011-4-24

Time: 13:22:15

80.0 dBuV/m



Site DG-CB03

Polarization: **Vertical**

Temperature: 25

Limit: FCC_RF_1G-40G_(Peak)

Power: DC 3V

Humidity: 58 %

EUT: Wireless keyboard

Distance: 3m

M/N: MORF3971

Mode: TX

Note: 2441MHZ

| No. Mk. | Freq. MHz | Reading Level dBuV | Correct Factor dB | Measure- ment dBuV/m | Limit dBuV/m | Over dB | Detector | Comment |
|---------|--------------|--------------------------|-------------------------|----------------------------|-----------------|------------|----------|---------|
| 1 * | 4882.050 | 50.12 | 6.46 | 56.58 | 74.00 | -17.42 | peak | |
| 2 | 4882.050 | 14.87 | 6.46 | 21.33 | 54.00 | -32.67 | AVG | |

*:Maximum data x:Over limit l:over margin

(Reference Only)

Test Plot of Spurious emission of A.3 – Horizontal (30MHz – 1GHz)



Neutron
Engineering Inc.

No.3.JinShaGang 1st Road,ShiXia,DaLang Town,DongGuan,China.
Tel: (0769)-8318-3000 Fax:(0769)-8319-6000 Post Code: 523792
<http://www.btl.org.cn>

Radiated Emission Measurement

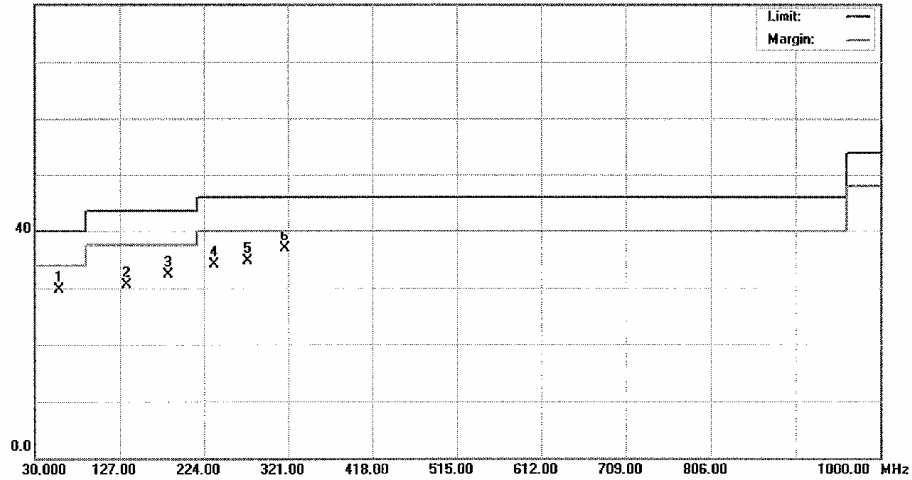
File :1104C150-FCCP

Data :#18

Date: 2011-4-27

Time: 17:16:39

80.0 dBuV/m



Site DG-CB03

Polarization: **Horizontal**

Temperature: 23

Limit: FCC Class B 3M Radiation

Power: DC 3V

Humidity: 51 %

EUT: Wireless keyboard

Distance: 3m

M/N: MORF3971

Mode: TX

Note: 2478MHZ

| No. | Mk. | Freq. MHz | Reading Level dBuV | Correct Factor dB | Measure- ment dBuV/m | Limit dBuV/m | Over dB | Detector | Comment |
|-----|-----|--------------|--------------------------|-------------------------|----------------------------|-----------------|------------|----------|---------|
| 1 | | 56.4200 | 47.13 | -17.39 | 29.74 | 40.00 | -10.26 | peak | |
| 2 | | 134.0500 | 45.07 | -14.64 | 30.43 | 43.50 | -13.07 | peak | |
| 3 | | 181.5300 | 46.52 | -14.18 | 32.34 | 43.50 | -11.16 | peak | |
| 4 | | 234.3400 | 47.59 | -13.51 | 34.08 | 46.00 | -11.92 | peak | |
| 5 | | 274.4200 | 46.46 | -11.82 | 34.64 | 46.00 | -11.36 | peak | |
| 6 | * | 316.3300 | 47.71 | -10.89 | 36.82 | 46.00 | -9.18 | peak | |

*:Maximum data x:Over limit !:over margin

(Reference Only)

Test Plot of Spurious emission of A.3 – Vertical (30MHz – 1GHz)



Neutron
Engineering Inc.

No.3.JinShaGang 1st Road,ShiXia,DaLang Town,DongGuan,China.
Tel: (0769)-8318-3000 Fax:(0769)-8319-6000 Post Code: 523792
<http://www.btl.org.cn>

Radiated Emission Measurement

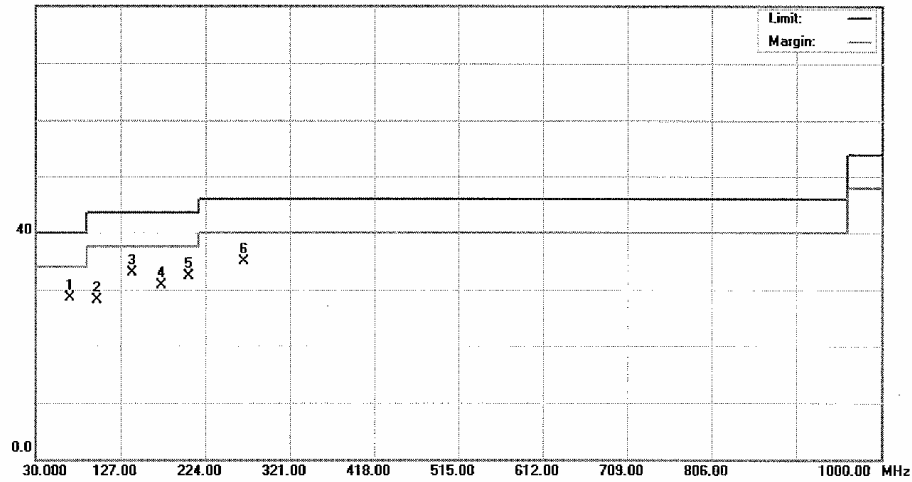
File :1104C150-FCCP

Data :#17

Date: 2011-4-27

Time: 17:13:46

00.0 dBuV/m



Site DG-CB03

Polarization: **Vertical**

Temperature: 23

Limit: FCC Class B 3M Radiation

Power: DC 3V

Humidity: 51 %

EUT: Wireless keyboard

Distance: 3m

M/N: MORF3971

Mode: TX

Note: 2478MHZ

| No. Mk. | Freq. MHz | Reading Level dBuV | Correct Factor dB | Measure- ment dBuV/m | Limit dBuV/m | Over dB | Detector | Comment |
|---------|--------------|--------------------------|-------------------------|----------------------------|-----------------|------------|----------|---------|
| 1 | 67.8500 | 46.35 | -17.94 | 28.41 | 40.00 | -11.59 | peak | |
| 2 | 98.4900 | 46.11 | -18.05 | 28.06 | 43.50 | -15.44 | peak | |
| 3 * | 139.1200 | 47.48 | -14.55 | 32.93 | 43.50 | -10.57 | peak | |
| 4 | 172.7100 | 45.07 | -14.34 | 30.73 | 43.50 | -12.77 | peak | |
| 5 | 203.7600 | 46.29 | -13.99 | 32.30 | 43.50 | -11.20 | peak | |
| 6 | 268.4200 | 46.91 | -11.98 | 34.93 | 46.00 | -11.07 | peak | |

*:Maximum data x:Over limit l:over margin

(Reference Only)

Test Plot of Spurious emission of A.3 – Horizontal (1GHz – 26GHz)



Neutron
Engineering Inc.

No.3.JinShaGang 1st Road,ShiXia,DaLang Town,DongGuan,China.
Tel: (0769)-8318-3000 Fax:(0769)-8319-6000 Post Code: 523792
<http://www.btl.org.cn>

Radiated Emission Measurement

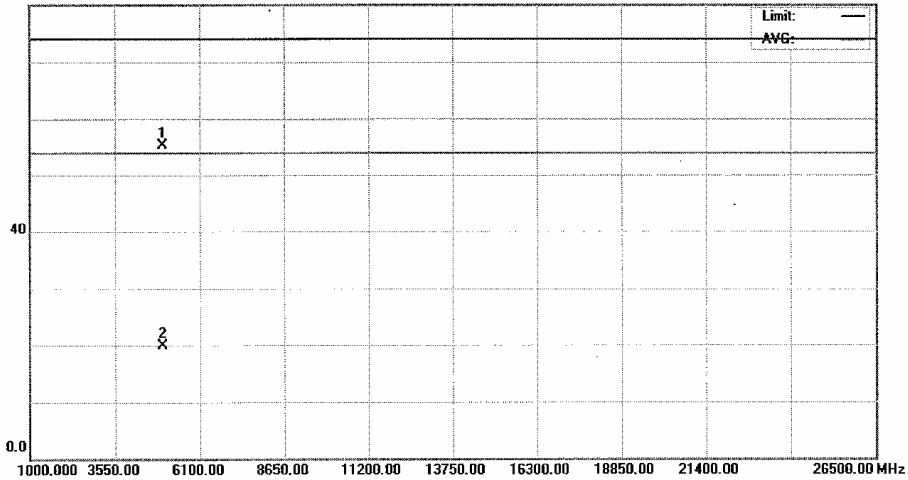
File :1104C150-FCCP

Data :#7

Date: 2011-4-24

Time: 13:16:03

80.0 dBuV/m



Site DG-CB03

Polarization: **Horizontal**

Temperature: 25

Limit: FCC_RF_1G-40G_(Peak)

Power: DC 3V

Humidity: 58 %

EUT: Wireless keyboard

Distance: 3m

M/N: MORF3971

Mode: TX

Note: 2478MHZ

| No. | Mk. | Freq. MHz | Reading Level dBuV | Correct Factor dB | Measure- ment dBuV/m | Limit dBuV/m | Over dB | Detector | Comment |
|-----|-----|--------------|--------------------------|-------------------------|----------------------------|-----------------|------------|----------|---------|
| 1 | * | 4959.540 | 48.48 | 6.73 | 55.21 | 74.00 | -18.79 | peak | |
| 2 | | 4959.540 | 13.23 | 6.73 | 19.96 | 54.00 | -34.04 | AVG | |

*:Maximum data x:Over limit !:over margin

(Reference Only)

Test Plot of Spurious emission of A.3 – Vertical (1GHz – 26GHz)



Neutron
Engineering Inc.

No.3 JinShaGang 1st Road, ShiXia, DaLang Town, DongGuan, China.
Tel: (0769)-8318-3000 Fax: (0769)-8319-6000 Post Code: 523792
<http://www.btl.org.cn>

Radiated Emission Measurement

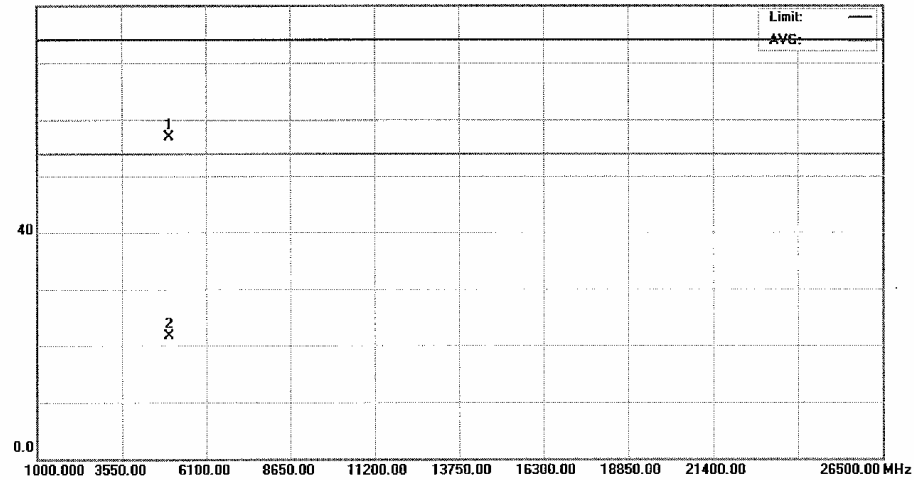
File :1104C150-FCCP

Data :#8

Date: 2011-4-24

Time: 13:22:00

80.0 dBuV/m



Site DG-CB03

Polarization: **Vertical**

Temperature: 25

Limit: FCC_RF_1G-40G_(Peak)

Power: DC 3V

Humidity: 58 %

EUT: Wireless keyboard

Distance: 3m

M/N: MORF3971

Mode: TX

Note: 2478MHZ

| No. Mk. | Freq. MHz | Reading Level dBuV | Correct Factor dB | Measure- ment dBuV/m | Limit dBuV/m | Over dB | Detector | Comment |
|---------|--------------|--------------------------|-------------------------|----------------------------|-----------------|------------|----------|---------|
| 1 * | 4959.780 | 50.19 | 6.73 | 56.92 | 74.00 | -17.08 | peak | |
| 2 | 4959.780 | 14.94 | 6.73 | 21.67 | 54.00 | -32.33 | AVG | |

*:Maximum data x:Over limit !:over margin

(Reference Only)

Test Plot of Radiated emissions in restricted bands, Mode A.1, Horizontal



Neutron
Engineering Inc.

No.3.JinShaGang 1st Road,ShiXia,DaLang Town,DongGuan,China.
Tel: (0769)-8318-3000 Fax:(0769)-8319-6000 Post Code: 523792
<http://www.bti.org.cn>

Radiated Emission Measurement

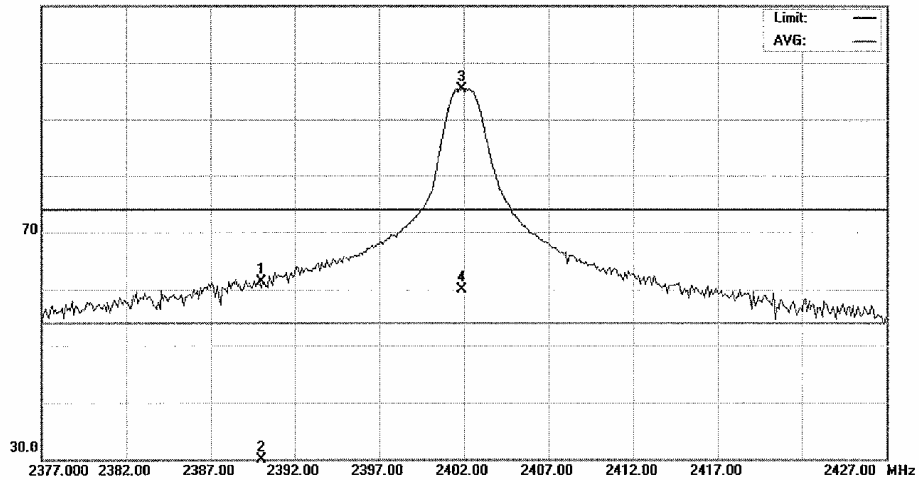
File :1104C150-FCCP

Data #2

Date: 2011-4-24

Time: 12:46:44

110.0 dBuV/m



Site DG-CB03

Polarization: **Horizontal**

Temperature: 25

Limit: FCC_RF_1G-40G_(Peak)

Power: DC 3V

Humidity: 58 %

EUT: Wireless keyboard

Distance: 3m

M/N: MORF3971

Mode: TX

Note: 2402MHZ

| No. | Mk. | Freq. MHz | Reading Level dBuV | Correct Factor dB | Measure- ment dBuV/m | Limit dBuV/m | Over dB | Detector | Comment |
|-----|-----|--------------|--------------------------|-------------------------|----------------------------|-----------------|------------|----------|---------|
| 1 | | 2390.000 | 29.37 | 31.91 | 61.28 | 74.00 | -12.72 | peak | |
| 2 | | 2390.000 | -5.88 | 31.91 | 26.03 | 54.00 | -27.97 | AVG | |
| 3 | * | 2401.900 | 63.34 | 31.90 | 95.24 | 74.00 | 21.24 | peak | |
| 4 | X | 2401.900 | 28.09 | 31.90 | 59.99 | 54.00 | 5.99 | AVG | |

*:Maximum data x:Over limit !:over margin

(Reference Only)

Test Plot of Radiated emissions in restricted bands, Mode A.1, Vertical



Neutron
Engineering Inc.

No.3.JinShaGang 1st Road,ShiXia,DaLang Town,DongGuan,China.
Tel: (0769)-8318-3000 Fax:(0769)-8319-6000 Post Code: 523792
<http://www.btl.org.cn>

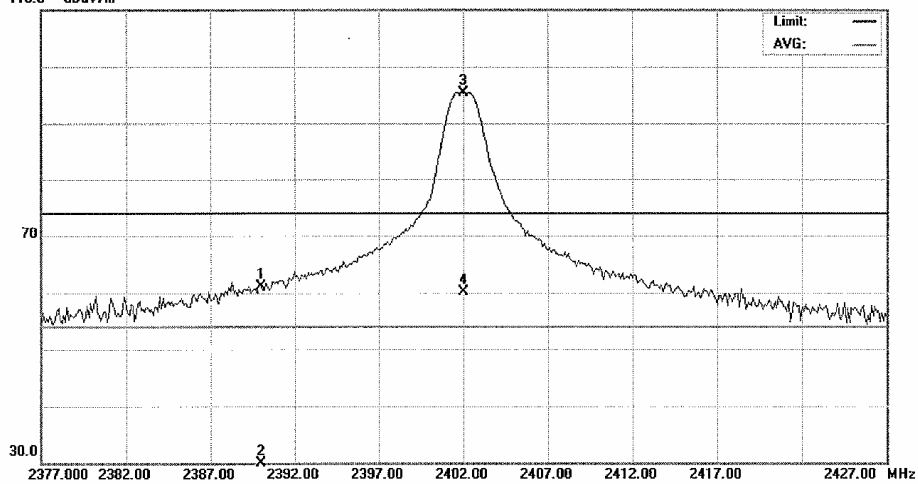
Radiated Emission Measurement

File :1104C150-FCCP
110.0 dBuV/m

Data :#1

Date: 2011-4-24

Time: 12:40:52



Site DG-CB03

Polarization: **Vertical**

Temperature: 25

Limit: FCC_RF_1G-40G_(Peak)

Power: DC 3V

Humidity: 58 %

EUT: Wireless keyboard

Distance: 3m

M/N: MORF3971

Mode: TX

Note: 2402MHZ

| No. | Mk. | Freq. MHz | Reading Level dBuV | Correct Factor dB | Measure- ment dBuV/m | Limit dBuV/m | Over dB | Detector | Comment |
|-----|-----|--------------|--------------------------|-------------------------|----------------------------|-----------------|------------|----------|---------|
| 1 | | 2390.000 | 29.10 | 31.91 | 61.01 | 74.00 | -12.99 | peak | |
| 2 | | 2390.000 | -6.15 | 31.91 | 25.76 | 54.00 | -28.24 | AVG | |
| 3 | * | 2402.000 | 63.49 | 31.90 | 95.39 | 74.00 | 21.39 | peak | |
| 4 | X | 2402.000 | 28.24 | 31.90 | 60.14 | 54.00 | 6.14 | AVG | |

*:Maximum data x:Over limit !:over margin

(Reference Only)

Test Plot of Radiated emissions in restricted bands, Mode A.3, Horizontal



Newton
Engineering Inc.

No.3.JinShaGang 1st Road,ShiXia,DaLang Town,DongGuan,China.
Tel: (0769)-8318-3000 Fax:(0769)-8319-6000 Post Code: 523792
<http://www.bti.org.cn>

Radiated Emission Measurement

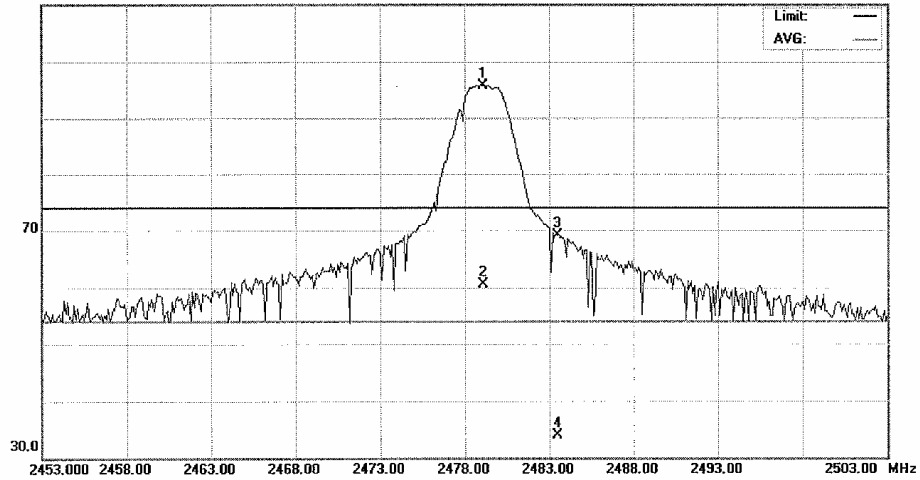
File :1104C150-FCCP

Data :#6

Date: 2011-4-24

Time: 13:15:01

110.0 dBuV/m



Site DG-CB03

Limit: FCC_RF_1G-40G_(Peak)

EUT: Wireless keyboard

M/N: MORF3971

Mode: TX

Note: 2478MHZ

Polarization: **Horizontal**

Temperature: 25

Power: DC 3V

Humidity: 58 %

Distance: 3m

| No. | Mk. | Freq. MHz | Reading Level dBuV | Correct Factor dB | Measure- ment dBuV/m | Limit dBuV/m | Over dB | Detector | Comment |
|-----|-----|--------------|--------------------------|-------------------------|----------------------------|-----------------|------------|----------|---------|
| 1 | * | 2479.100 | 63.98 | 31.80 | 95.78 | 74.00 | 21.78 | peak | |
| 2 | X | 2479.100 | 28.73 | 31.80 | 60.53 | 54.00 | 6.53 | AVG | |
| 3 | | 2483.500 | 37.31 | 31.80 | 69.11 | 74.00 | -4.89 | peak | |
| 4 | | 2483.500 | 2.06 | 31.80 | 33.86 | 54.00 | -20.14 | AVG | |

*:Maximum data x:Over limit !:over margin

(Reference Only)

Test Plot of Radiated emissions in restricted bands, Mode A.3, Vertical

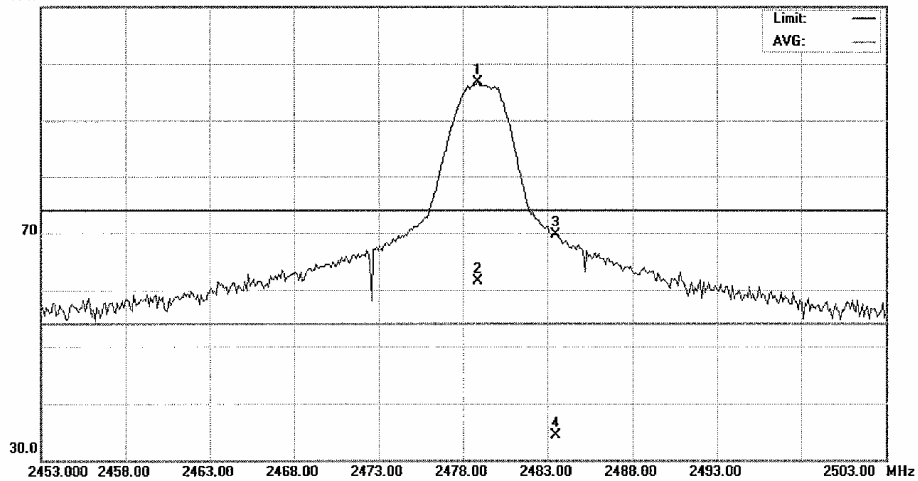


Neutron
Engineering Inc.

No.3.JinShaGang 1st Road,ShiXia,DaLang Town,DongGuan,China.
Tel: (0769)-8318-3000 Fax:(0769)-8319-6000 Post Code: 523792
<http://www.btl.org.cn>

Radiated Emission Measurement

File :1104C150-FCCP Data :#5 Date: 2011-4-24 Time: 13:09:29
110.0 dBuV/m



Site DG-CB03 Polarization: **Vertical** Temperature: 25
Limit: FCC_RF_1G-40G_(Peak) Power: DC 3V Humidity: 58 %
EUT: Wireless keyboard Distance: 3m
M/N: MORF3971
Mode: TX
Note: 2478MHZ

| No. | Mk. | Freq. MHz | Reading Level dBuV | Correct Factor dB | Measure- ment dBuV/m | Limit dBuV/m | Over dB | Detector | Comment |
|-----|-----|--------------|--------------------------|-------------------------|----------------------------|-----------------|------------|----------|---------|
| 1 | * | 2478.900 | 64.87 | 31.80 | 96.67 | 74.00 | 22.67 | peak | |
| 2 | X | 2478.900 | 29.62 | 31.80 | 61.42 | 54.00 | 7.42 | AVG | |
| 3 | | 2483.500 | 37.85 | 31.80 | 69.65 | 74.00 | -4.35 | peak | |
| 4 | | 2483.500 | 2.60 | 31.80 | 34.40 | 54.00 | -19.60 | AVG | |

*:Maximum data x:Over limit !:over margin

(Reference Only)