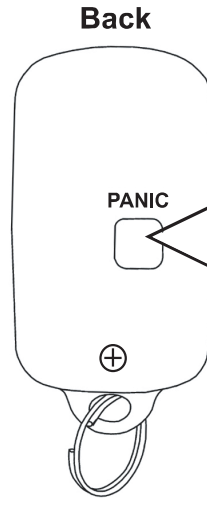



## KEYLESS ENTRY OWNER'S CARD

Press 1 time to **LOCK** all doors.  
Horn will honk once and the headlights will stay on for 30 seconds.

Press 1 time to **UNLOCK** the driver's door only.  
Horn will honk twice and the headlights will stay on for 30 seconds.

Press 2 times to **UNLOCK** all remaining doors.



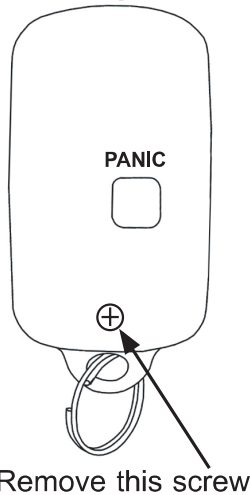
Press and hold for 3 seconds to activate the **PANIC** feature. The parking lights will flash and the horn will honk for 30 seconds.

Press 1 time during the **PANIC** cycle to turn off.

Model 4360770

## HOW TO REPLACE THE TRANSMITTER BATTERY

Step 1

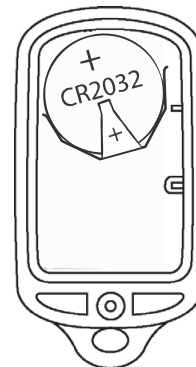


Step 2

Use screwdriver or large coin to separate transmitter halves



Step 3



Replace with CR-2032 battery, observing +/- direction

Form Number 128-8475

09/13/17

#### FCC COMPLIANCE

This device complies with part 15 of the FCC Rules. Operation is subject to the following two conditions:

- (1) This device may not cause harmful interference, and
- (2) this device must accept any interference received, including interference that may cause undesired operation.

This equipment has been tested and found to comply with the limits for a Class B digital device, pursuant to part 15 of the FCC Rules. These limits are designed to provide reasonable protection against harmful interference in a residential installation. This equipment generates, uses and can radiate radio frequency energy and, if not installed and used in accordance with the instructions, may cause harmful interference to radio communications. However, there is no guarantee that interference will not occur in a particular installation. If this equipment does cause harmful interference to radio or television reception, which can be determined by turning the equipment off and on, the user is encouraged to try to correct the interference by one or more of the following measures:

- Reorient or relocate the receiving antenna.
- Increase the separation between the equipment and receiver.
- Connect the equipment into an outlet on a circuit different from that to which the receiver is connected.
- Consult the dealer or an experienced radio/TV technician for help.

#### Warning!

Changes or modifications made to this equipment not expressly approved by the party responsible for compliance could void the user's authority to operate the equipment

NOTE: The manufacturer is not responsible for any radio or TV interference caused by unauthorized modifications to this equipment. Such modifications could void the user's authority to operate the equipment.