

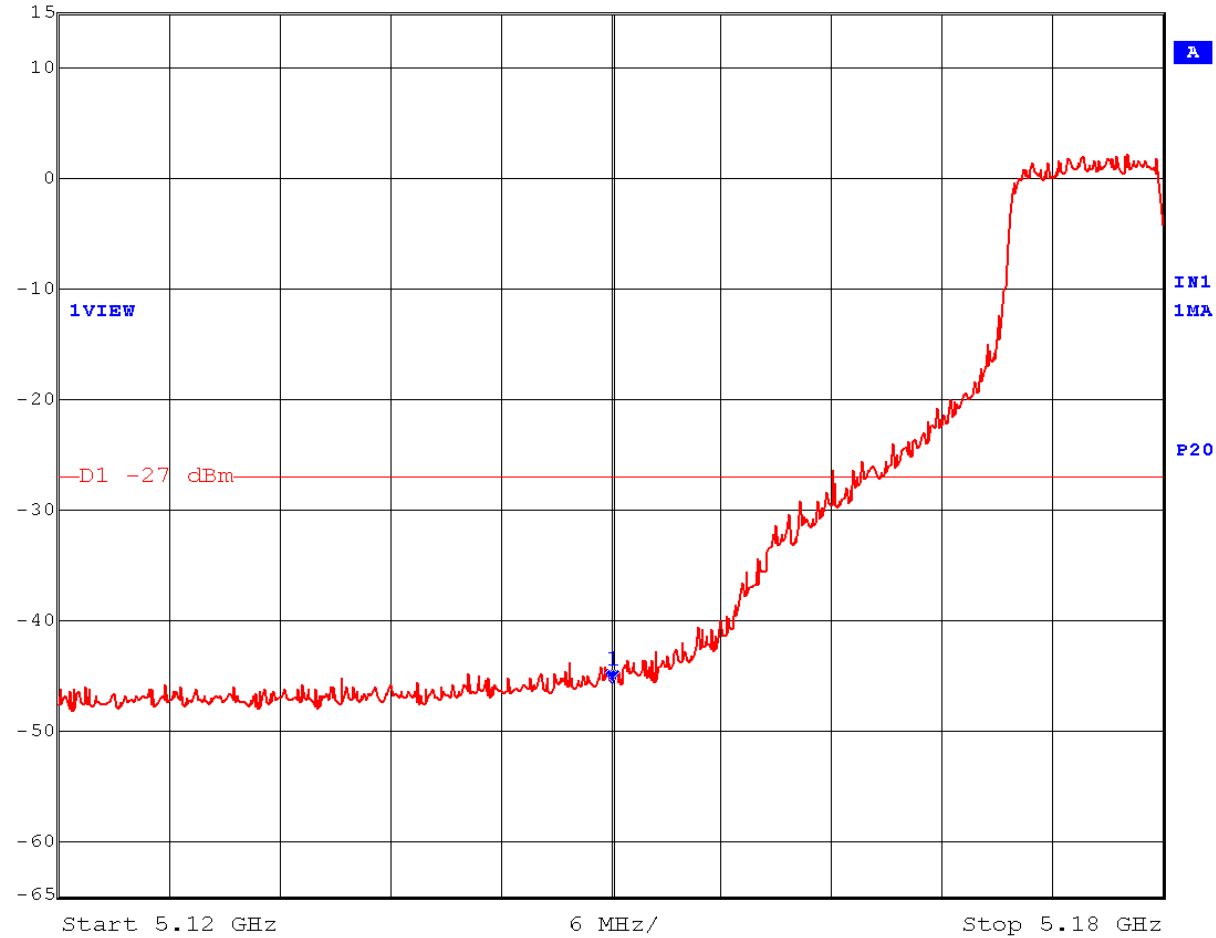
EMC Technologies Report Number: M040222_Cert_Mace_Atheros_5.2

APPENDIX K - BAND EDGE - Atheros 802.11a



Band 1: 5.15 - 5.35GHz, Band Edge - Low

| | | | | | |
|-------------|----------------|-----|---------|--------|-------|
| Max/Ref Lvl | Marker 1 [T1] | RBW | 300 kHz | RF Att | 50 dB |
| 15 dBm | -45.63 dBm | VBW | 1 MHz | | |
| 15 dBm | 5.15000000 GHz | SWT | 5 ms | Unit | dBm |

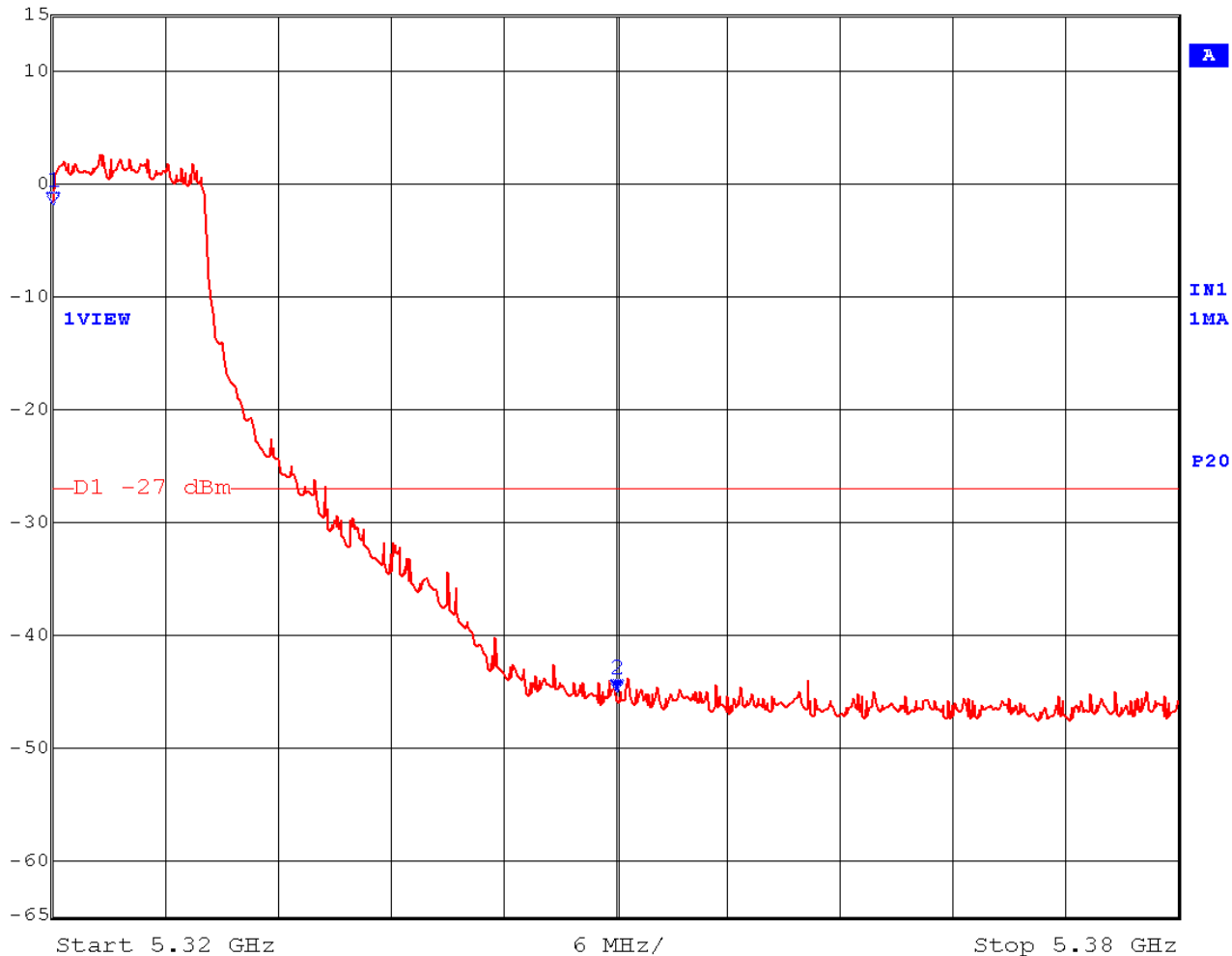


Date: 8.FEB.2004 13:12:59



Band 1: 5.15 - 5.35GHz, Band Edge - High

| | | | | | |
|-------------|---------------|-----|---------|--------|-------|
| Max/Ref Lvl | Marker 2 [T1] | RBW | 300 kHz | RF Att | 50 dB |
| 15 dBm | -45.05 dBm | VBW | 1 MHz | | |
| 15 dBm | 5.3500000 GHz | SWT | 5 ms | Unit | dBm |

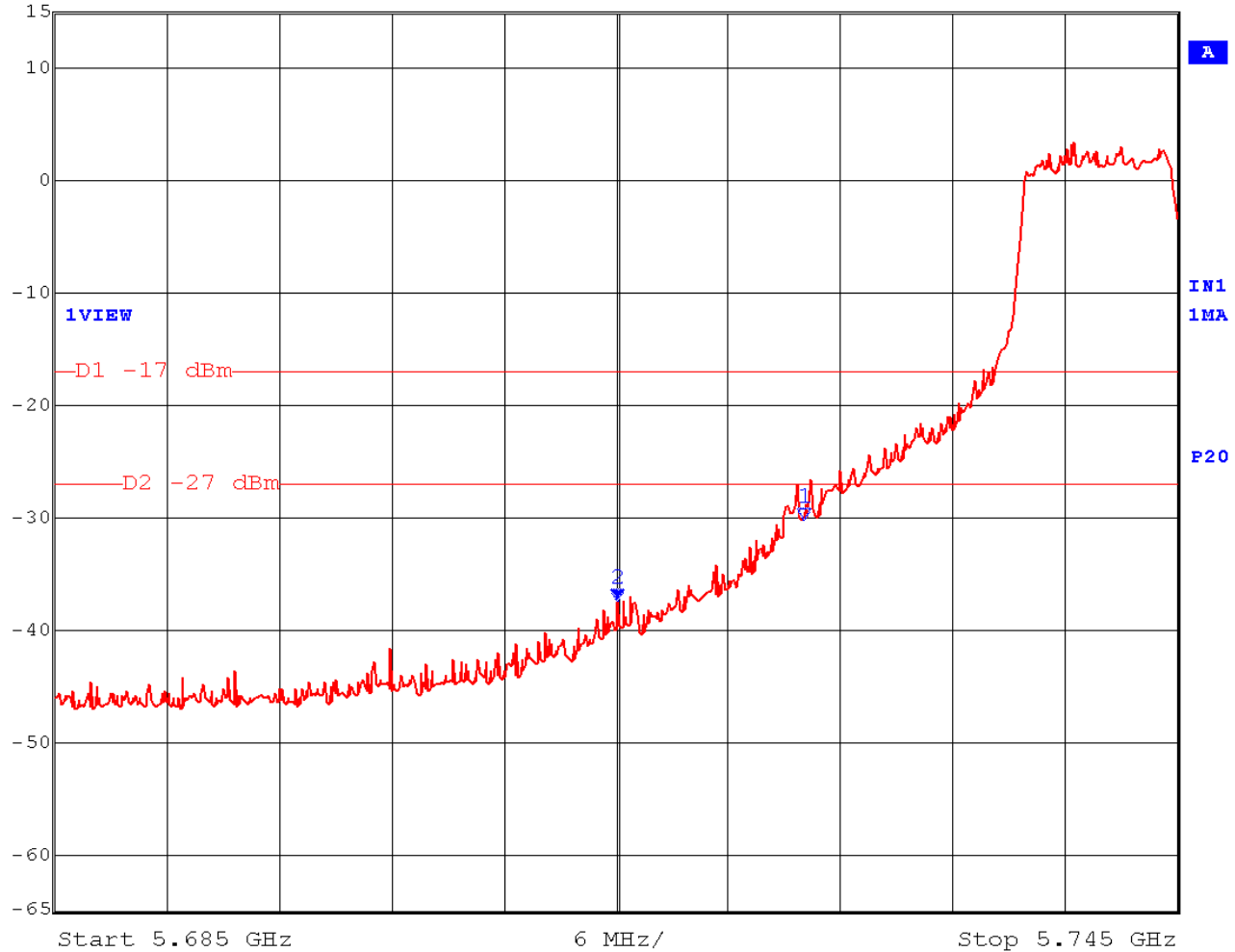


Date: 8.FEB.2004 13:04:10



Band 2: 5.725 - 5.835GHz, Band Edge - Low

| | | | | | |
|-------------|----------------|-----|---------|--------|-------|
| Max/Ref Lvl | Marker 2 [T1] | RBW | 300 kHz | RF Att | 50 dB |
| 15 dBm | -37.55 dBm | VBW | 1 MHz | | |
| 15 dBm | 5.71500000 GHz | SWT | 5 ms | Unit | dBm |

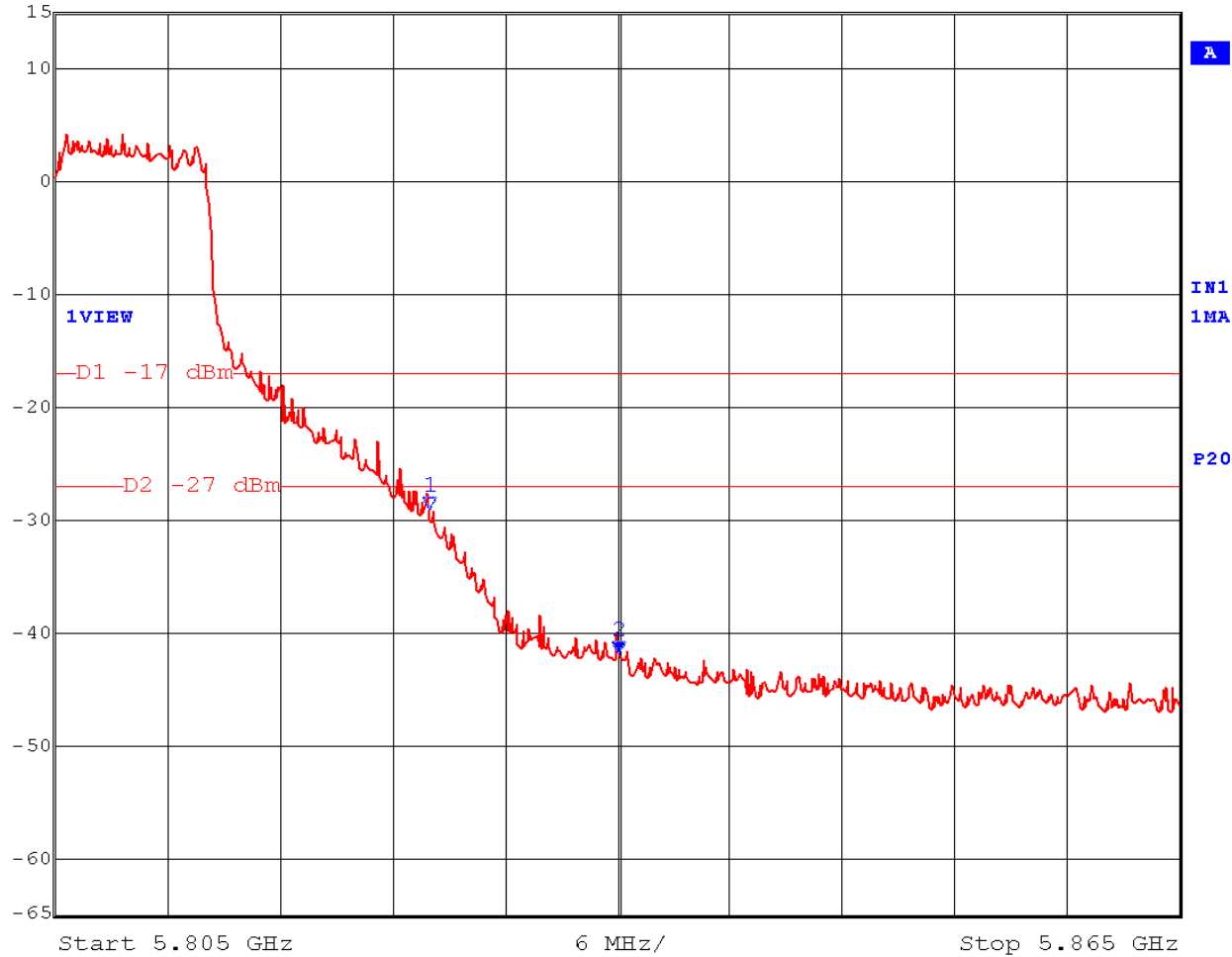


Date: 8.FEB.2004 12:59:26



Band 2: 5.725 - 5.835GHz, Band Edge – High

| | | | | | |
|-------------|----------------|-----|---------|--------|-------|
| Max/Ref Lvl | Marker 2 [T1] | RBW | 300 kHz | RF Att | 50 dB |
| 15 dBm | -41.86 dBm | VBW | 1 MHz | | |
| 15 dBm | 5.83500000 GHz | SWT | 5 ms | Unit | dBm |

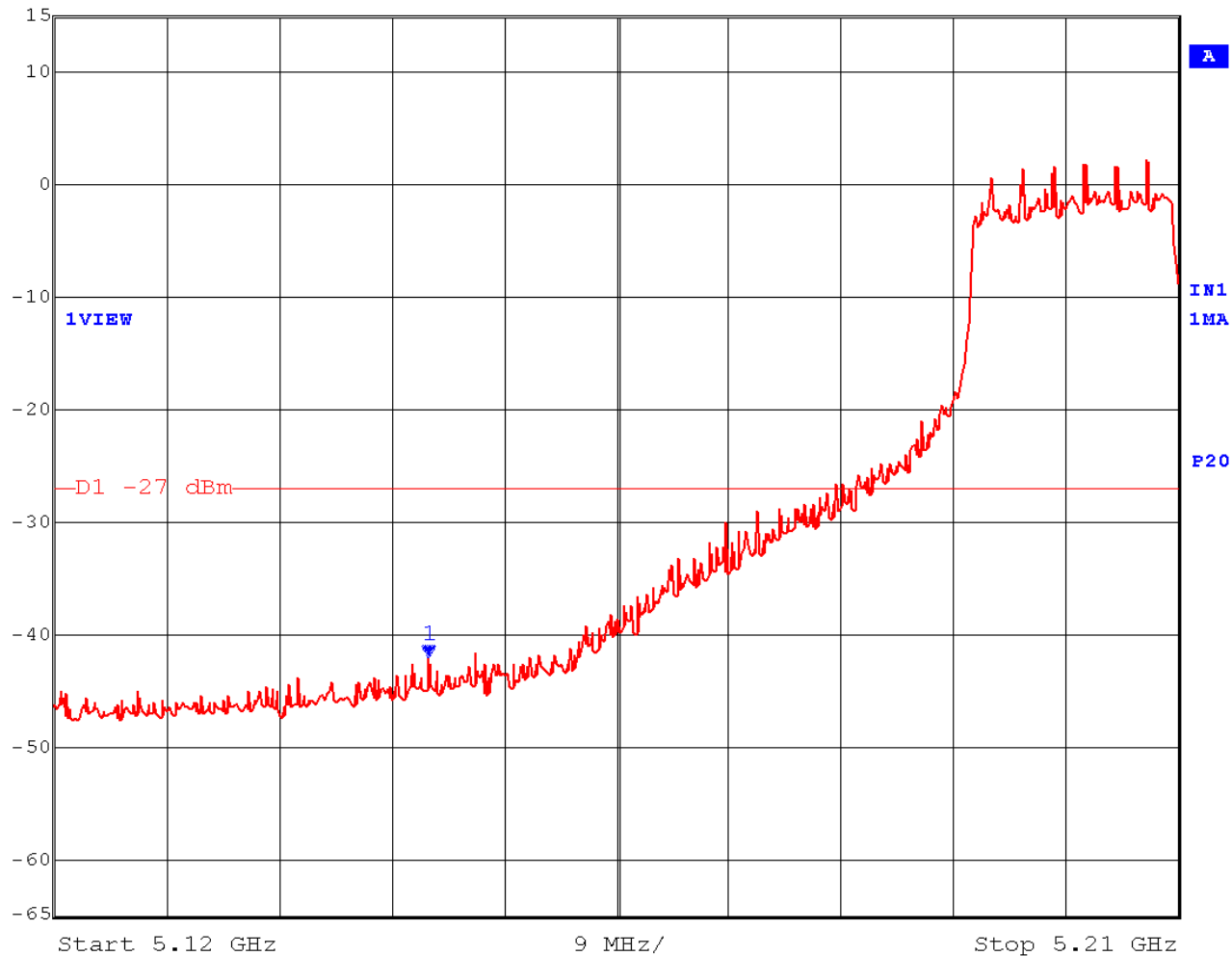


Date: 8.FEB.2004 12:51:50



Band 1: 5.15 - 5.35GHz, Band Edge – Low (TURBO)

| | | | | | |
|-------------|----------------|-----|---------|--------|-------|
| Max/Ref Lvl | Marker 1 [T1] | RBW | 300 kHz | RF Att | 50 dB |
| 15 dBm | -42.13 dBm | VBW | 1 MHz | | |
| 15 dBm | 5.15000000 GHz | SWT | 5 ms | Unit | dBm |

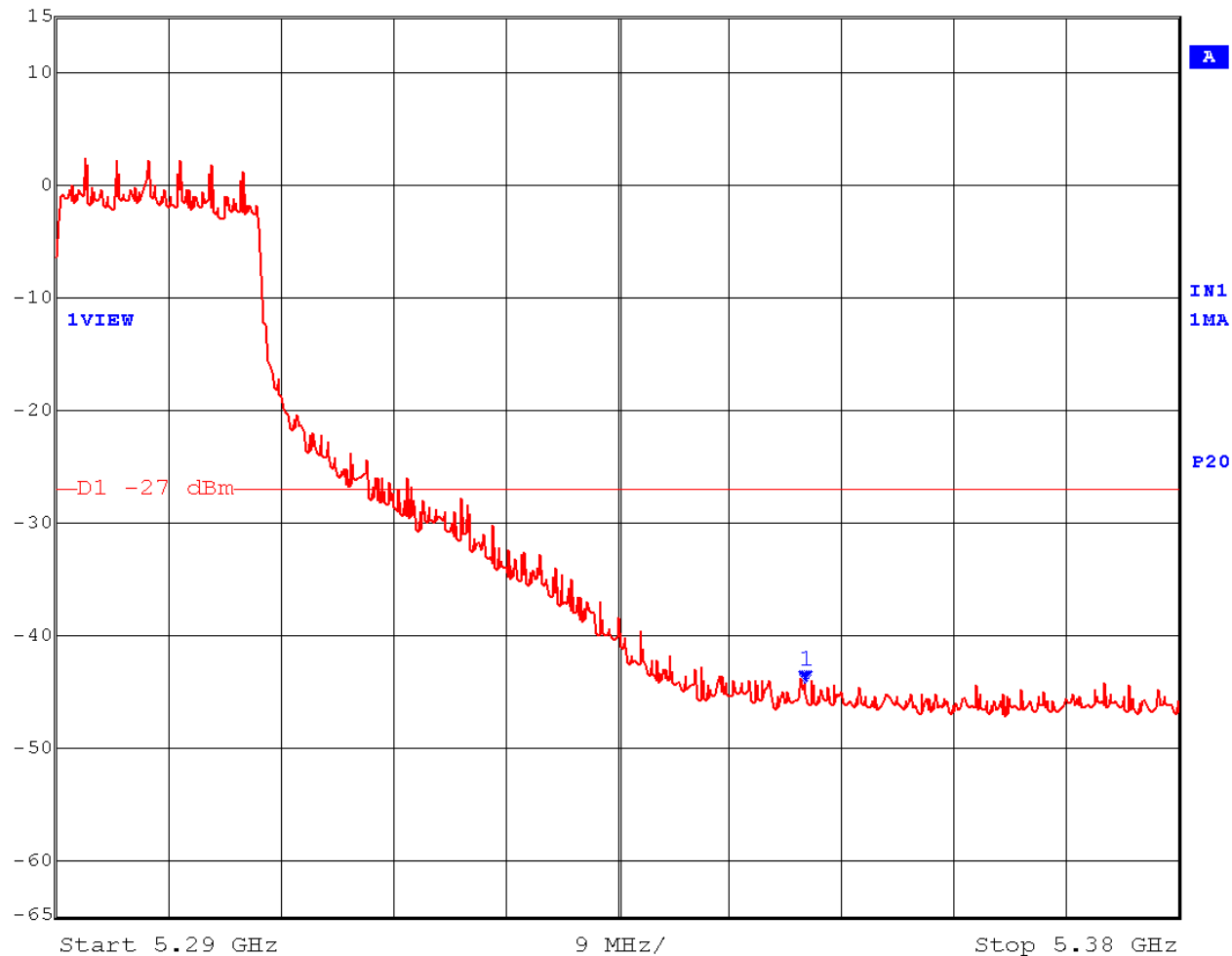


Date: 8.FEB.2004 13:11:46



Band 1: 5.15 - 5.35GHz, Band Edge – High (TURBO)

| | | | | | |
|-------------|----------------|-----|---------|--------|-------|
| Max/Ref Lvl | Marker 1 [T1] | RBW | 300 kHz | RF Att | 50 dB |
| 15 dBm | -44.31 dBm | VBW | 1 MHz | | |
| 15 dBm | 5.35000000 GHz | SWT | 5 ms | Unit | dBm |

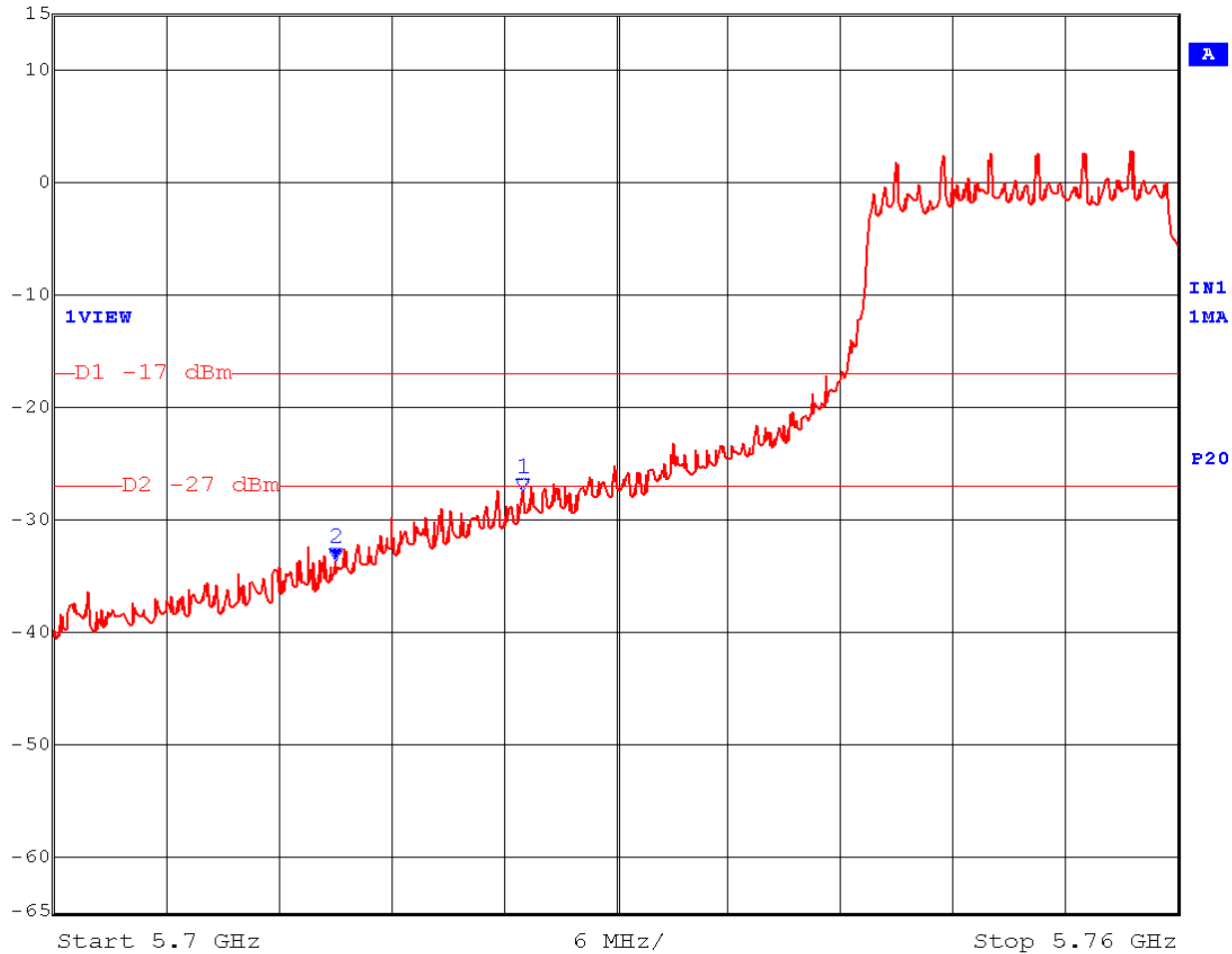


Date: 8.FEB.2004 13:06:00



Band 2: 5.725 - 5.835GHz, Band Edge – Low (TURBO)

Max/Ref Lvl Marker 2 [T1] RBW 300 kHz RF Att 50 dB
15 dBm -33.74 dBm VBW 1 MHz
15 dBm 5.71500000 GHz SWT 5 ms Unit dBm

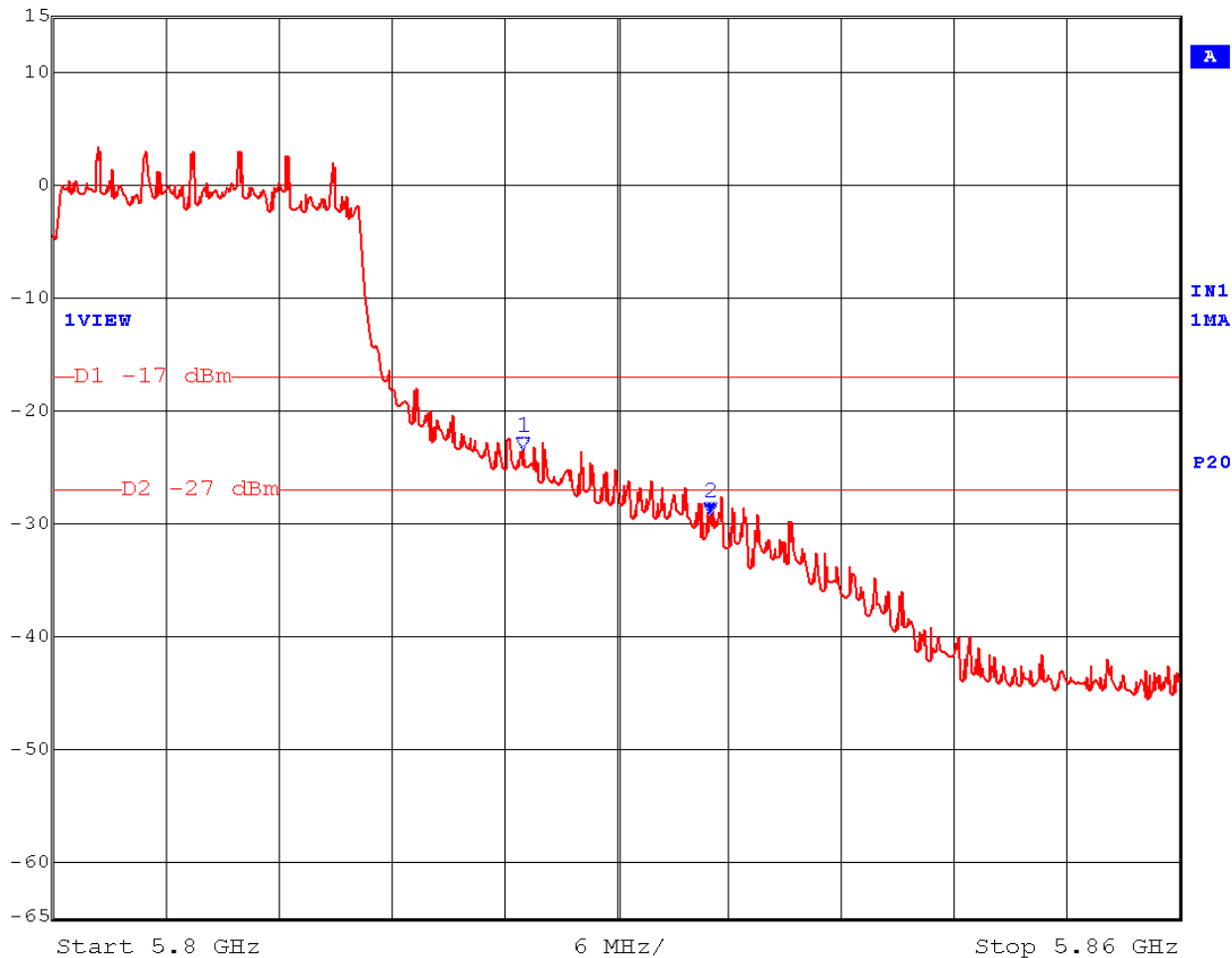


Date: 8.FEB.2004 12:57:44



Band 2: 5.725 - 5.835GHz, Band Edge – High (TURBO)

| | | | | | |
|-------------|----------------|-----|---------|--------|-------|
| Max/Ref Lvl | Marker 2 [T1] | RBW | 300 kHz | RF Att | 50 dB |
| 15 dBm | -29.25 dBm | VBW | 1 MHz | | |
| 15 dBm | 5.83500000 GHz | SWT | 5 ms | Unit | dBm |



Date: 8.FEB.2004 12:54:08

