

## **APPENDIX B2**

### **Test Setup Photograph**


## Radiated Spurious Emissions Test Setup



**FCC Part 15 class B test set up photos**

**Photos extracted from report FG08\_101EAL**

Photo-1.1 Radiated emission measurement; 30-1000 MHz (Front)



- PC-2 and HUB were set at outside of the chamber.

Photo-1.2 Radiated emission measurement; 30-1000 MHz (Back)




Photo-1.3 Radiated emission measurement; 1-7 GHz (Front)





Photo-2.1 Conducted emission measurement

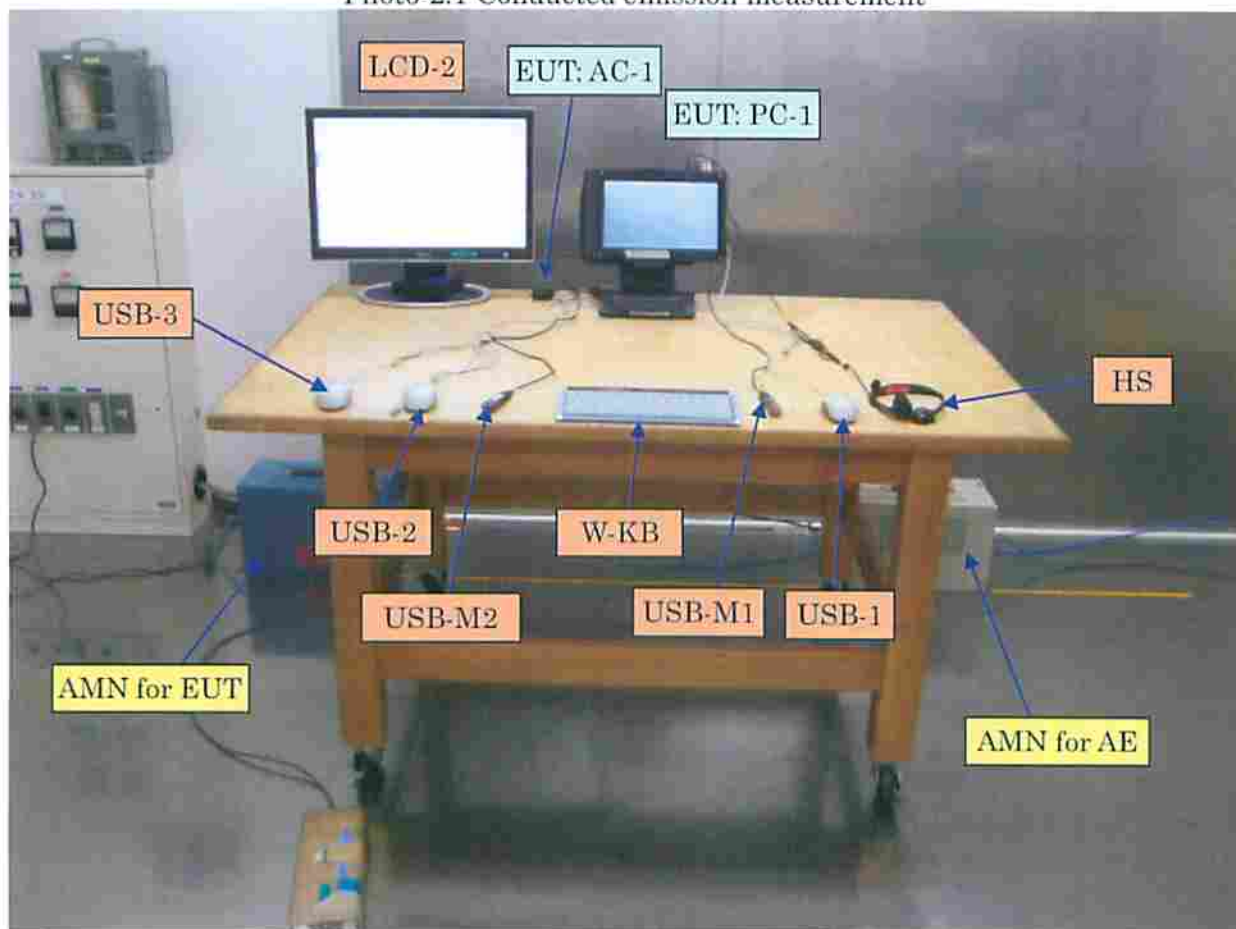


Photo-2.2 Telecommunication line emission measurement (Signal line: LAN)

