


APPENDIX A2b

LifeBook E Series Test Setup Photographs

Photo-1.1 Radiated emission measurement for 30-1000 MHz (Front)



- HUB, TEL, PC-2 and PC-3 were set at outside of the chamber.

Photo-1.2 Radiated emission measurement for 30-1000 MHz (Back)




Photo-1.3 Radiated emission measurement for 1-14 GHz (Front)




Photo-2.1 Conducted emission measurement

