


EMC Technologies Report Number: M071119_Cert_EYTF3CSFT_WLAN

APPENDIX B2

Test Setup Photographs


Radiated Spurious Emissions Test Setup



FCC Part 15 class B test set up photos

Photos extracted from report FG07-172EAL

Photo-1.1 Radiated emission measurement; 30-1000 MHz (Front)



- PC-2, PC-3, HUB and TEL were set at outside of the chamber.

Photo-1.2 Radiated emission measurement; 30-1000 MHz (Back)




Photo-1.3 Radiated emission measurement; 1-6 GHz (Front)




Photo-2.1 Conducted emission measurement




Photo-2.2 Conducted emission measurement: Telecom port




Photo-2.3 Conducted emission measurement: LAN port




Photo-3.1 Label: P8010

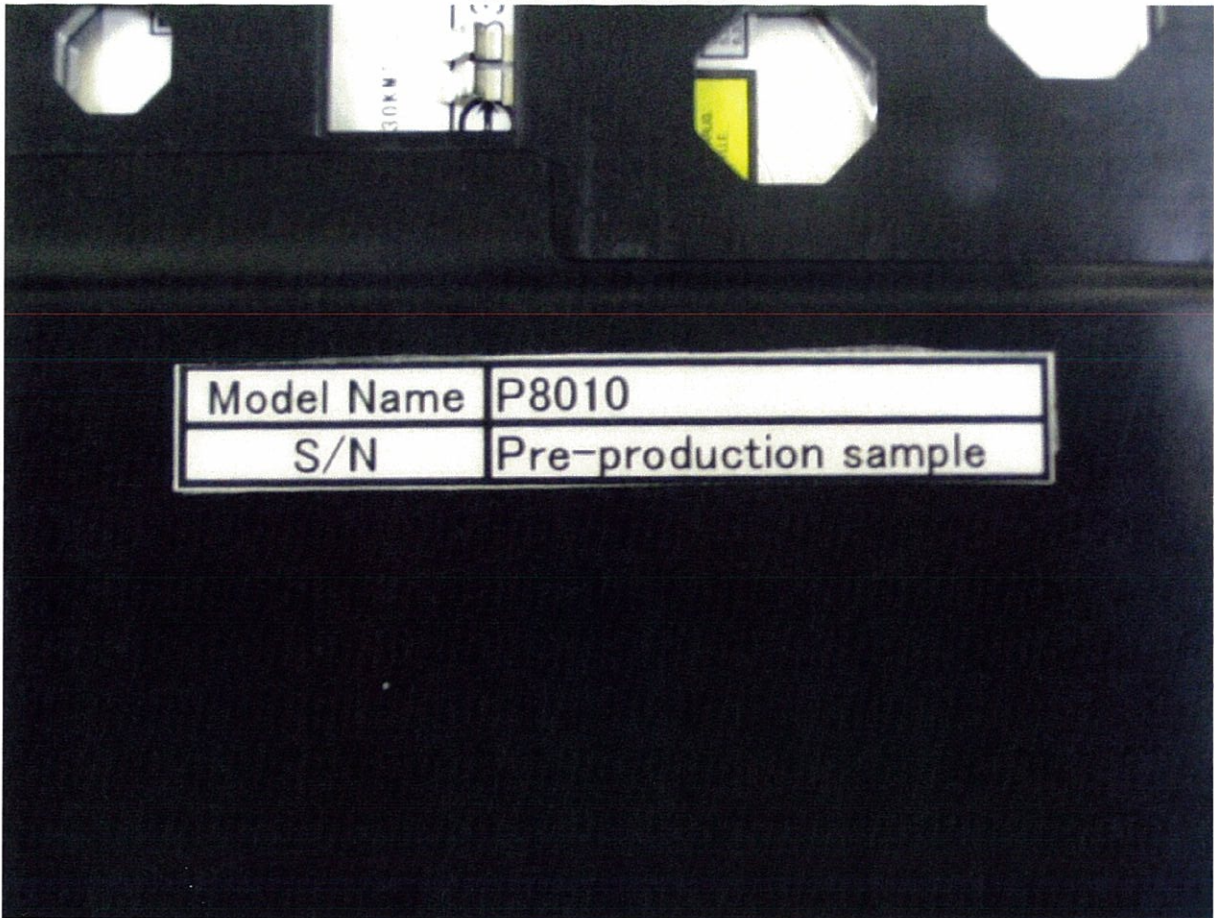


Photo-3.2 Label: AC adapter: SED80N2-16.0



Photo-3.3 Label: AC adapter: PWX1637N



Photo-4.1 Internal view for LCD

