


EMC Technologies Report Number: M070644_Cert_EYTF3CSFT_WLAN

APPENDIX B2

Test Setup Photographs


Radiated Spurious Emissions Test Setup



FCC Part 15 Class B Test Setup Photos

Pages extracted from Report FG07-060EAL

Photo-1.1 Radiated emission measurement; 30-1000 MHz (Front)



- PC-2 and HUB were set at outside of the chamber.

Photo-1.2 Radiated emission measurement; 30-1000 MHz (Back)




Photo-1.3 Radiated emission measurement; 1-4GHz (Front)




Photo-2.1 Conducted emission measurement




Photo-2.2 Conducted emission measurement: LAN port




Photo-3.1 Label: U1010

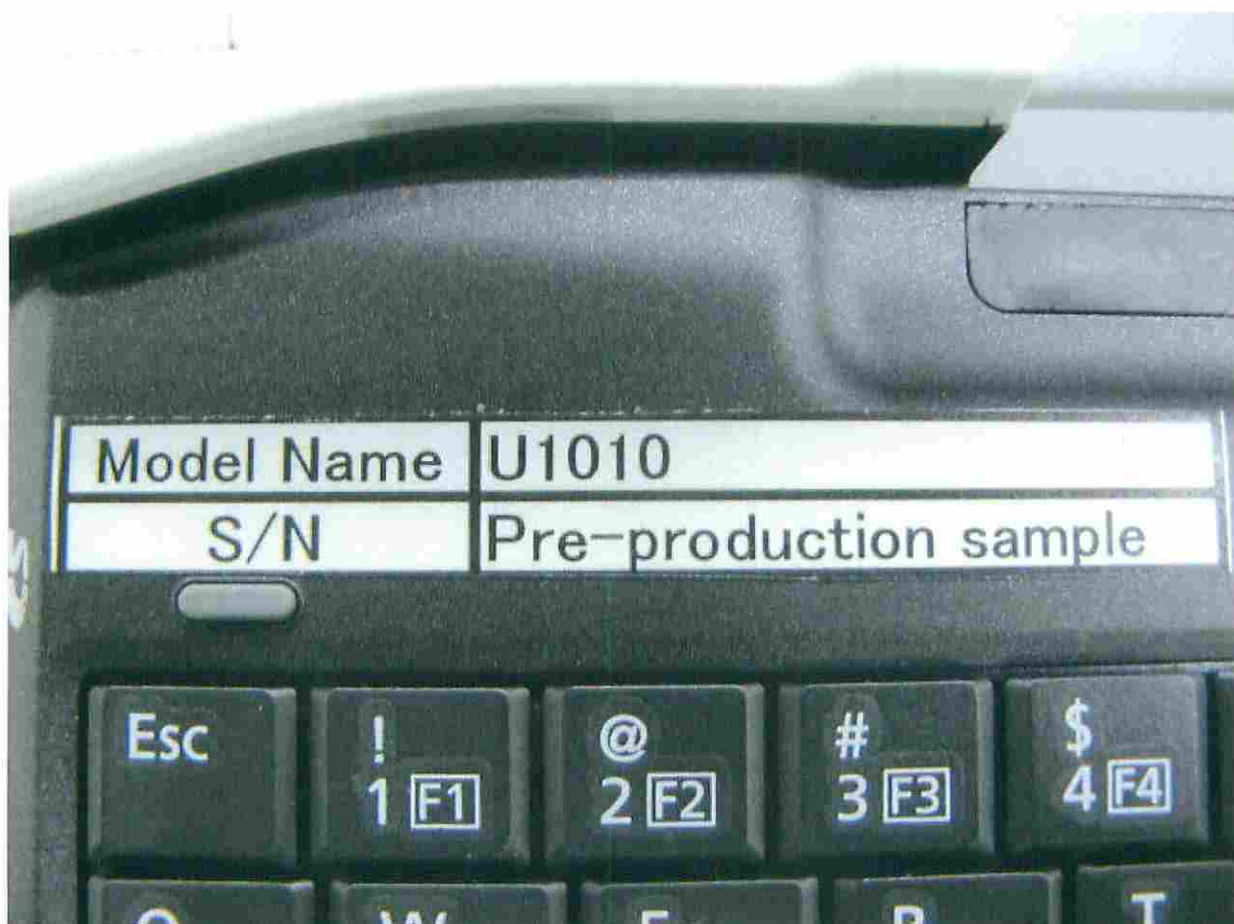


Photo-3.2 Label: AC adapter: SEB55N2-16.0



Photo-4 Internal view

