

FCC/IC TEST REPORT

for

47 CFR, Part 15 Subpart E and RSS-210

Equipment : Notebook Computer

Trade Name : Fujitsu Siemens Computers, Fujitsu Limited

Model No. : E83XX (X maybe any alphanumeric character or blank)

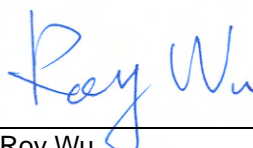
FCC ID : EJE-WB0050

IC ID : 337J-WB0050

Filing Type : Certification

Applicant : **Fujitsu Limited**
4-1-1 Kamikodanaka, Nakahara-ku, Kawasaki-shi, Kanagawa, 211-8588, Japan

- The test result refers exclusively to the test presented test model / sample.
- Without written approval of SPORTON International Inc., the test report shall not be reproduced except in full.
- **Certificate or Test Report must not be used by the applicant to claim the product in this test report endorsement by NVLAP or any agency of U.S. government.**
- The data shown in this test report were carried out on May 14, 2007 at **Sporton International Inc. LAB.**
- Report No.: FR6D2906-D, Report Version: Rev. 01.



Roy Wu
Deputy Manager

SPORTON International Inc.

6F, No.106, Sec. 1, Hsin Tai Wu Rd., Hsi Chih, Taipei Hsien, Taiwan, R.O.C.

Table of Contents

History of this test report.....	ii
1. General Description of Equipment under Test.....	1
1.1 Applicant.....	1
1.2 Manufacturer	1
1.3 Basic Description of Equipment under Test	1
1.4 Feature of Equipment under Test	2
2. Test Configuration of Equipment under Test.....	3
2.1 Test Manner	3
2.2 Description of Test System	3
2.3 Connection Diagram of Test System	4
3. Operation of Equipment under Test	5
4. General Information of Test.....	6
4.1 Test Voltage	6
4.2 Standard for Methods of Measurement.....	6
4.3 Test in Compliance with	6
4.4 Frequency Range Investigated	6
4.5 Test Distance	6
5. Report of Measurements and Examinations	7
5.1 List of Measurements and Examinations	7
5.2 Emission Bandwidth.....	8
5.3 Peak Transmit Power.....	14
5.4 Peak Power Spectral Density.....	19
5.5 Test of Conducted Emission	25
5.6 Test of Radiated Emission	28
5.7 Band Edges Measurement.....	110
5.8 Peak Excursion Ratio Measurement.....	115
5.9 Frequency Stability.....	121
5.10 Automatically discontinue transmission	122
5.11 Antenna Requirements	123
5 List of Measuring Equipments Used	124
6 Uncertainty of Test Site	125
Appendix A. Photographs of EUT External	
Appendix B. Photographs of EUT Internal	
Appendix C. Photographs of Setup	

1. General Description of Equipment under Test

1.1 Applicant

Fujitsu Limited

4-1-1 Kamikodanaka, Nakahara-ku, Kawasaki-shi, Kanagawa, 211-8588, Japan

1.2 Manufacturer

Fujitsu Siemens Computers GmbH

Buergermeister-Ulrich-Str. 100, 86199 Augsburg, Germany

1.3 Basic Description of Equipment under Test

Equipment	: Notebook Computer
Trade Name	: Fujitsu Siemens Computers, Fujitsu Limited
Model No.	: E83XX (X maybe any alphanumeric character or blank)
FCC ID	: EJE-WB0050
IC ID	: 337J-WB0050
Power Supply Type	: Switching
AC Power Cord	: AC 120V, 1.2 meter, 2 pin

1.4 Feature of Equipment under Test

Product Feature & Specification			
1. Type of Modulation	WLAN : DSSS / OFDM BT : GFSK / ¼DQPSK / 8DPSK		
2. Number of Channels	802.11b/g : 11 Channels 802.11a : 5 Channels (Band III) / 8 Channels (Band I and II) 802.11n : 36-48 Channels, 149-165 Channels BT : 79 Channels		
3. Frequency Band	802.11b/g : 2400MHz ~ 2483.5MHz 802.11a : 5150 ~ 5250MHz (Band I) / 5725MHz ~ 5850MHz (Band III) 802.11n : 5150 ~ 5250MHz (Band I) / 5725MHz ~ 5850MHz (Band III) BT : 2400MHz ~ 2483.5MHz		
4. Carrier Frequency of each channel	802.11b/g : 2412MHz+(n-1)*5MHz, n=1~11 802.11a Band III : 5000+n*5 MHz, n=149, 153, 157, 161, 165 802.11a Band I and II : 5000+n*5 MHz, n=36, 40, 44, 48 802.11n : 5000 + (n-1)*5 n= 36, 40, 44, 48 BT : 2402MHz+n*1MHz, n=0~78		
5. Channel Spacing	802.11b/g : 5MHz 802.11a : 20MHz 802.11n : 20MHz / 40MHz BT : 1MHz		
6. Maximum Output Power to Antenna (Normal Condition)	802.11b : 19.76 dBm 802.11g : 22.91 dBm 802.11a : 16.22 dBm (Band I) / 19.29 dBm (Band III) 802.11n(g) : 22.81 dBm 802.11n(a) : 15.65 dBm (Band I, BW 20M) / 14.95 dBm (Band I, BW 40M) / 21.74 dBm (Band III, BW 20M) / 21.16 dBm (Band III, BW 40M) BT(EDR) : 1.27 dBm BT : 0.49 dBm		
7. Type of Antenna Connector	I-PEX		
8. Antenna Type	PIFA		
9. Antenna Gain	802.11b/g : 3 dBi 802.11a : 3 dBi BT : 3 dBi		
10. HW Version	A02		
11. SW Version	R15		
12. Function Type	Transmitter	Transceiver	V

2. Test Configuration of Equipment under Test

2.1 Test Manner

- a. The EUT has been associated with peripherals pursuant to ANSI C63.4-2003 and configuration operated in a manner tended to maximize its emission characteristics in a typical application.
- b. The complete test system refers to section 2.2 and EUT for EMI test.
- c. The EUT can operate on 5150MHz to 5250MHz and 5725MHz to 5850MHz as listed in section 1.4.
- d. Test Mode for radiated emission and conducted emission:

802.11a Band I	
Radiated Emission	Mode 1: Tx_Ch36_5180 MHz for 802.11a
	Mode 2: Tx_CH44_5220 MHz for 802.11a
	Mode 3: Tx_CH48_5240 MHz for 802.11a
	Mode 4: Tx_CH36_5180 MHz for 802.11n (BW 20M)
	Mode 5: Tx_CH44_5220 MHz for 802.11n (BW 20M)
	Mode 6: Tx_CH48_5240 MHz for 802.11n (BW 20M)
	Mode 7: Tx_CH38_5190 MHz for 802.11n (BW 40M)
	Mode 8: Tx_CH46_5230 MHz for 802.11n (BW 40M)
Conducted Emission	Mode 1: BT Link + WLAN Link + Adapter

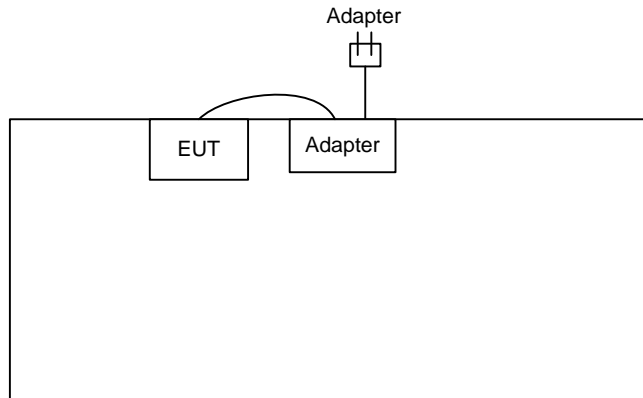
- e. Frequency range investigated: conduction 150 KHz to 30 MHz, radiation 30 MHz to 40000MHz.

2.2 Description of Test System

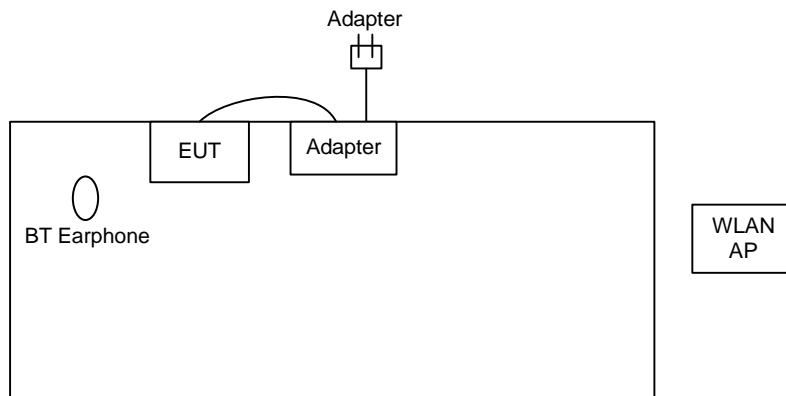
Item	Asset	Model Name	Power Cord
1.	WLAN AP (SMC)	SMC-100	N/A
2.	Bluetooth Earphone (Free Style)	JD-100	N/A

2.3 Connection Diagram of Test System

<Radiated Emission>



<Conducted Emission>



3. Operation of Equipment under Test

During the test, the following programs on WINXP were executed:
one self test program "EMCTest.exe" and "CRTU" to keep transmitting signals.

4. General Information of Test

Test Site Location : No. 52, Hwa Ya 1st Rd., Hwa Ya Technology Park,
Kwei-Shan Hsiag, Tao Yuan Hsien, Taiwan, R.O.C.
TEL : 886-3-327-3456
FAX : 886-3-318-0055
Test Site No : CO04-HY, 03CH06-HY

4.1 Test Voltage

120V / 60Hz

4.2 Standard for Methods of Measurement

ANSI C63.4-2003

4.3 Test in Compliance with

FCC Part 15, Subpart E and IC RSS-210 Issue 6

4.4 Frequency Range Investigated

- a. Conduction: from 150 kHz to 30 MHz
- b. Radiation: from 30 MHz to 40000MHz

4.5 Test Distance

The test distance of radiated emission from antenna to EUT is 3 M.

5. Report of Measurements and Examinations

5.1 List of Measurements and Examinations

FCC Rule	Description of Test	Result
15.407(b)(5)	Conducted Emission	Pass
15.407(a)(1)(2)	Peak Transmit Power	Pass
15.407(b)(1)(2)(5)	Radiated Emission	Pass
15.407(a)(1)(2)	Power Spectral Density	Pass
15.407(b)(1)(2)	Band Edges Measurement	Pass
15.407(a)(1)(2)	Antenna Requirement	Pass
15.407(a)(6)	Peak Excursion Ratio Measurement	Pass
15.407(c)	Automatically Discontinue Transmission	Pass

5.2 Emission Bandwidth

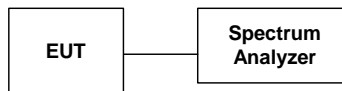
5.2.1 Measuring Instruments :

As described in chapter 6 of this test report.

5.2.2 Test Procedure :

The transmitter output is connected to the spectrum analyzer. The resolution bandwidth is set to approximately 1% of the emission bandwidth. For these tests, the resolution bandwidth is 300 kHz, and peak detection is used. The 26 dB bandwidth is defined as the frequency range where the power is higher than the peak power minus 26 dB.

Test Setup Layout :



5.2.3 Test Result :

- Temperature : 23°C
- Relative Humidity :47%

➤ Application: 802.11a

Channel	Frequency (MHz)	26dB Emission bandwidth (MHz)	Mode Ref. No.
36	5180	23.40	1
44	5220	22.74	2
48	5240	22.74	3

➤ Application: 802.11n (BW 20M)

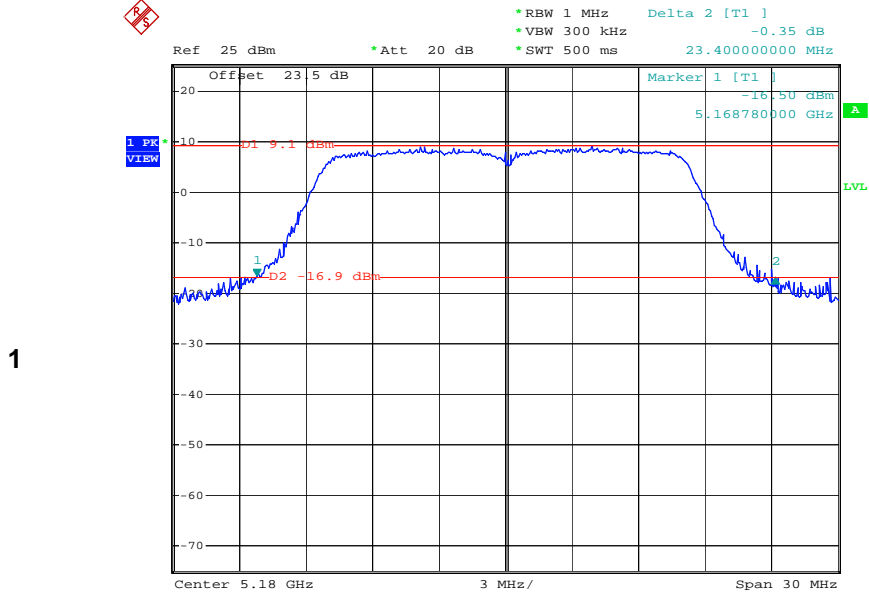
Channel	Frequency (MHz)	26dB Emission bandwidth (MHz)	Mode Ref. No.
36	5180	22.32	4
44	5220	22.92	5
48	5240	22.26	6

➤ Application: 802.11n (BW 40M)

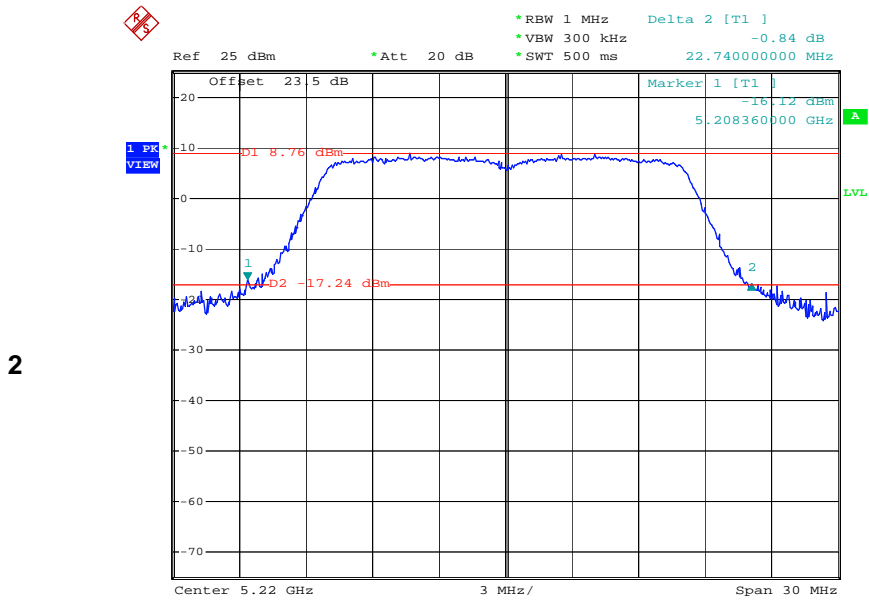
Channel	Frequency (MHz)	26dB Emission bandwidth (MHz)	Mode Ref. No.
38	5190	40.40	7
46	5230	39.90	8

5.2.4 Test Data

Mode Ref. No.

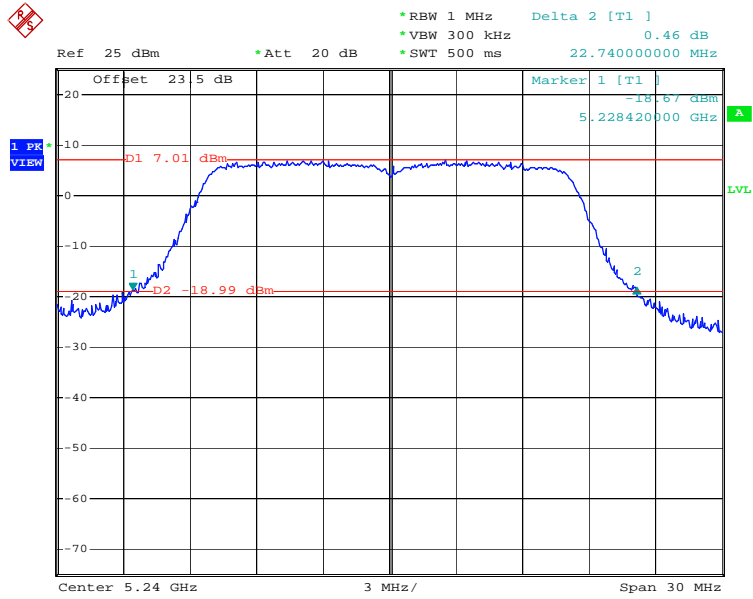


Date: 1.MAY.2007 19:15:31



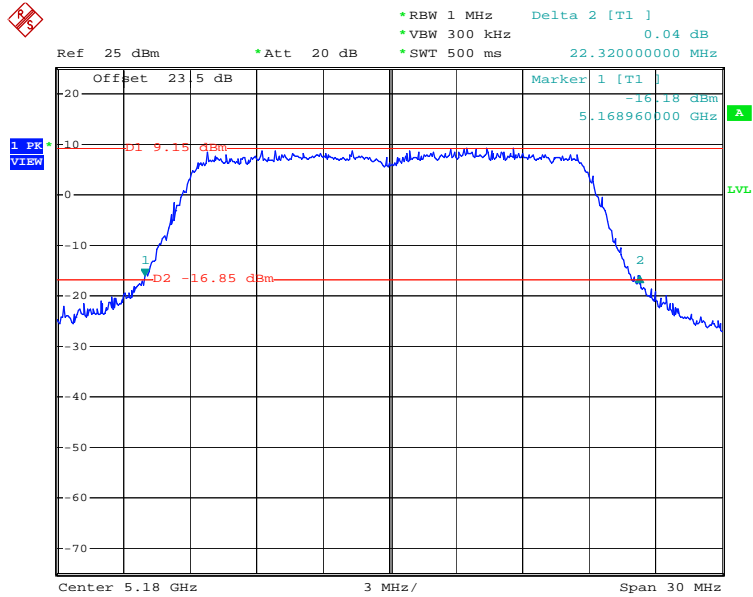
Date: 1.MAY.2007 19:17:41

3



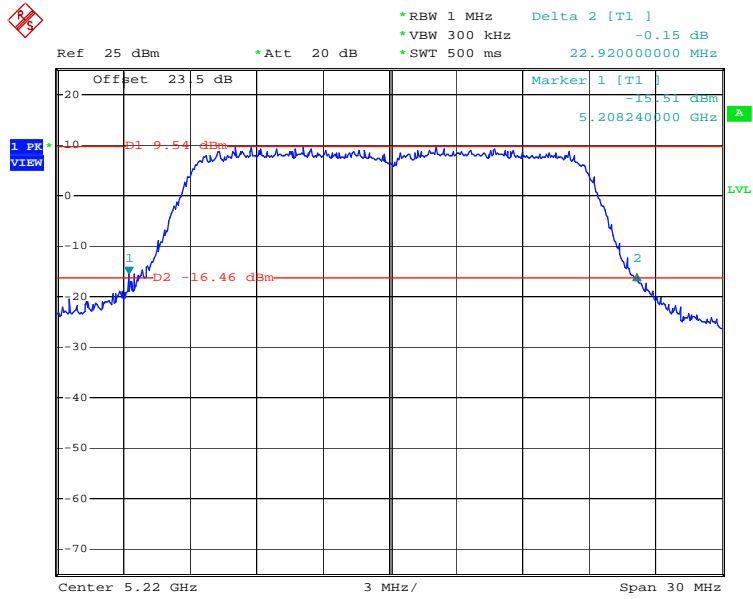
Date: 1.MAY.2007 19:20:24

4



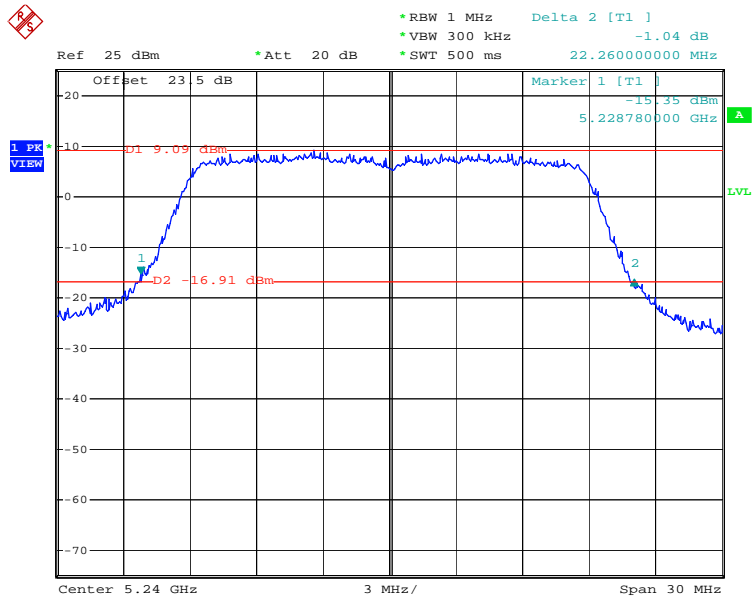
Date: 1.MAY.2007 19:26:27

5



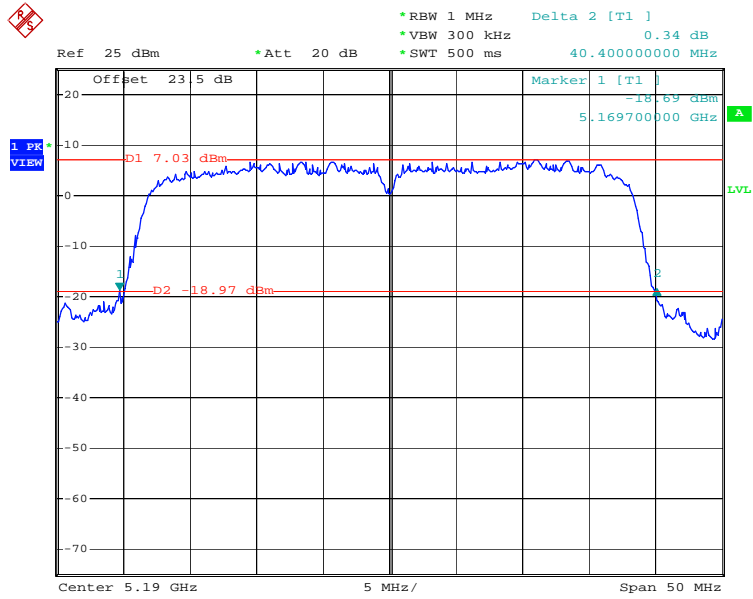
Date: 1.MAY.2007 19:24:43

6



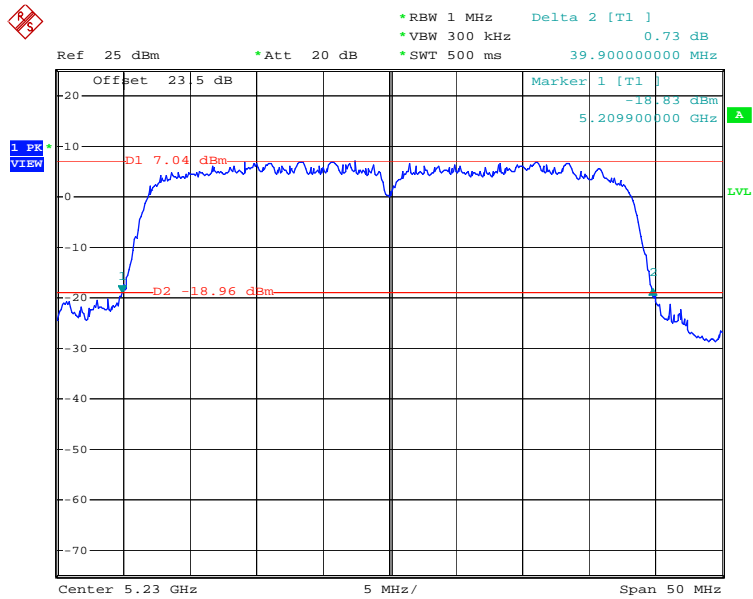
Date: 1.MAY.2007 19:27:42

7



Date: 1.MAY.2007 19:30:47

8



Date: 1.MAY.2007 19:31:54

5.3 Peak Transmit Power

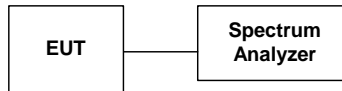
5.3.1 Measuring Instruments :

As described in chapter 6 of this test report.

5.3.2 Test Procedure :

The transmitter output is connected to the spectrum analyzer. The resolution bandwidth is set to 1 MHz, and peak detection is used. The peak power is measured by channel power integration over the previously measured emissions bandwidth..

5.3.3 Test Setup Layout :



5.3.4 Test Result :

- Temperature : 23°C
- Relative Humidity :47%

➤ Application: 802.11a

Channel	Frequency (MHz)	Measured Output Power (dBm)	Limits (dBm)	Mode Ref. No.
36	5180	16.22	17	1
44	5220	15.45	17	2
48	5240	14.00	17	3

➤ Application: 802.11n (20MHz)

Channel	Frequency (MHz)	Measured Output Power (dBm)	Limits (dBm)	Mode Ref. No.
36	5180	15.32	17	4
44	5220	15.65	17	5
48	5240	15.26	17	6

➤ Application: 802.11n (40MHz)

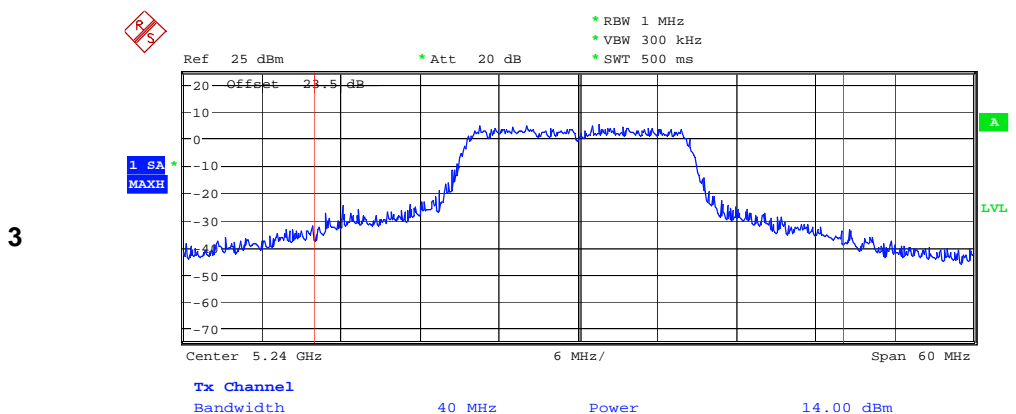
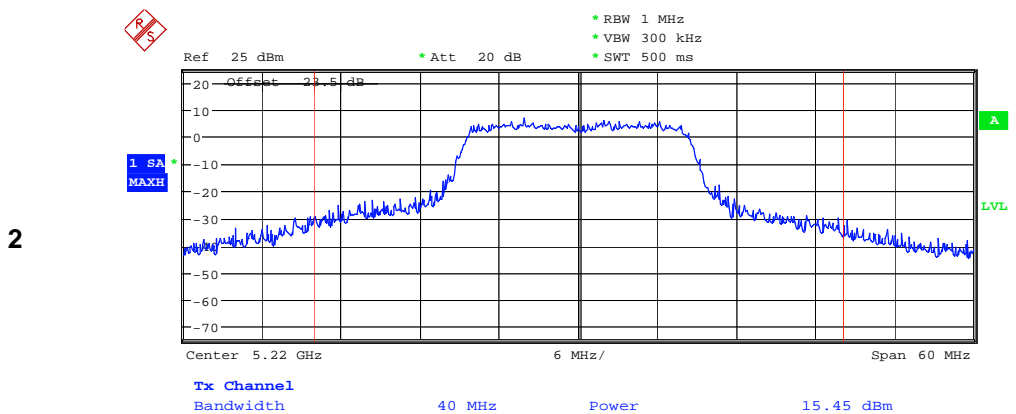
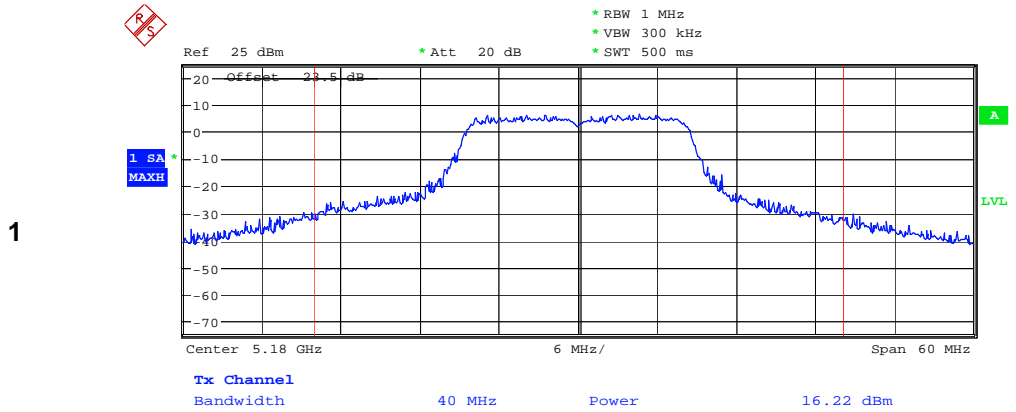
Channel	Frequency (MHz)	Measured Output Power (dBm)	Limits (dBm)	Mode Ref. No.
38	5190	13.79	17	7
46	5230	14.95	17	8

Comments : The peak transmit power shall not exceed the lesser of 17dBm or 4dBm+10logB in 5150~5250 band;
24dBm

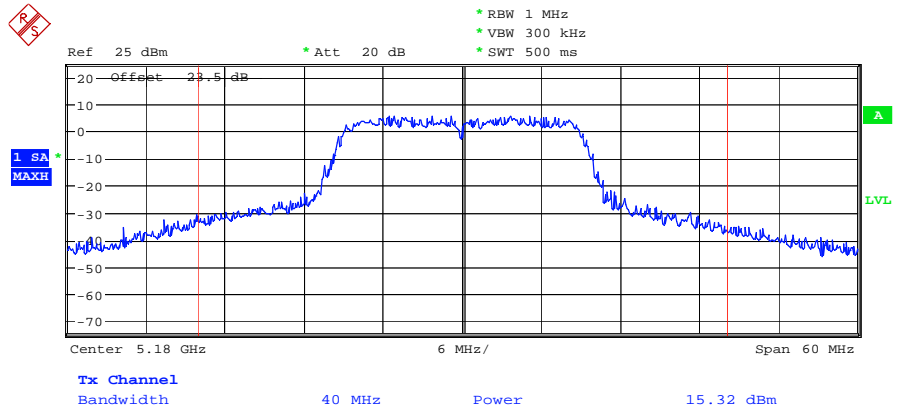
- 5180MHz 4dBm + 10log(23.40 MHz) = 17.69 dBm
- 5220MHz 4dBm + 10log(22.74 MHz) = 17.57 dBm
- 5240MHz 4dBm + 10log(22.74 MHz) = 17.57 dBm
- 5180MHz 4dBm + 10log(22.32 MHz) = 17.49 dBm (802.11n 20MHz)
- 5220MHz 4dBm + 10log(22.92 MHz) = 17.60 dBm (802.11n 20MHz)
- 5240MHz 4dBm + 10log(22.26 MHz) = 17.48 dBm (802.11n 20MHz)
- 5190MHz 4dBm + 10log(40.40 MHz) = 20.06 dBm (802.11n 40MHz)
- 5230MHz 4dBm + 10log(39.90 MHz) = 20.01 dBm (802.11n 40MHz)

5.3.5 Test Data

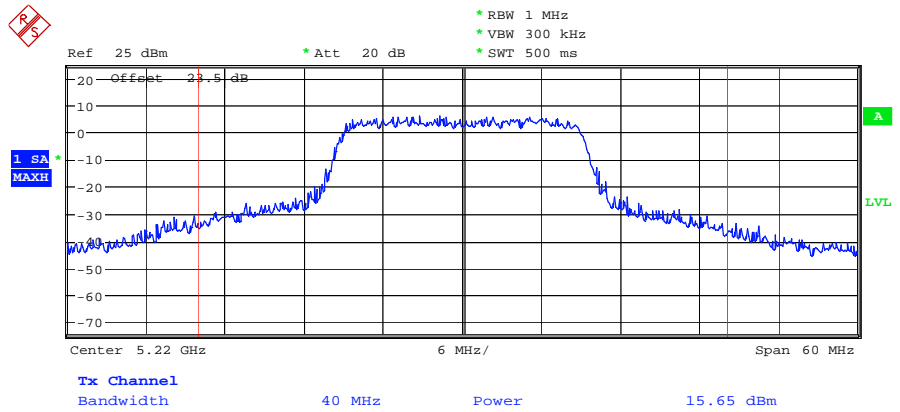
Mode Ref. No.



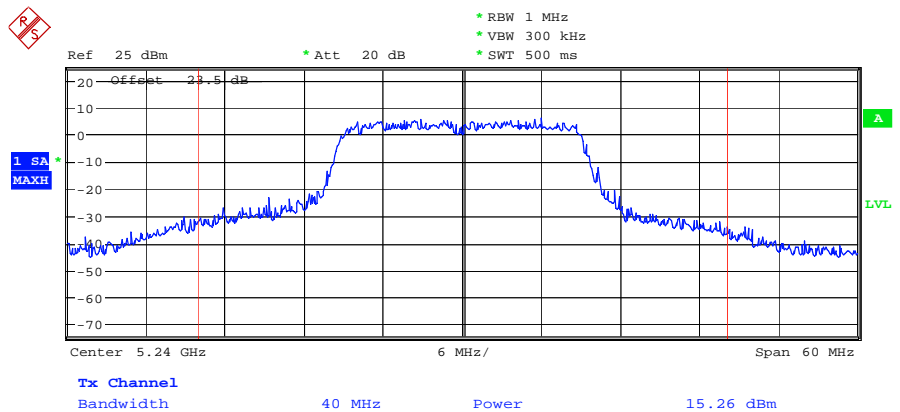
4



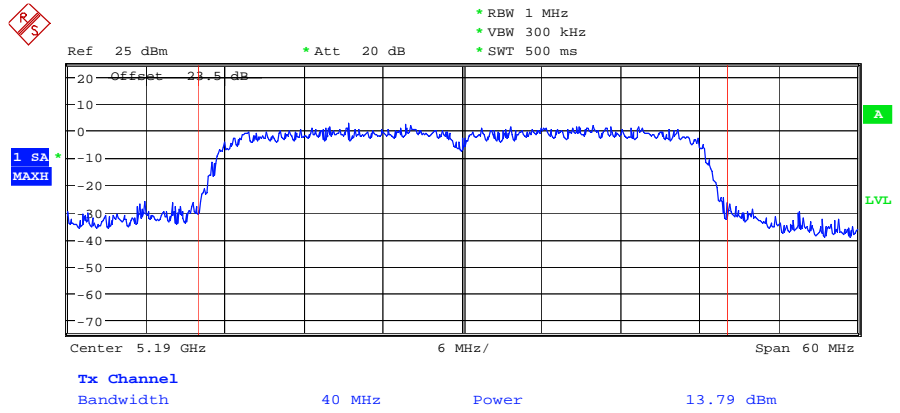
5



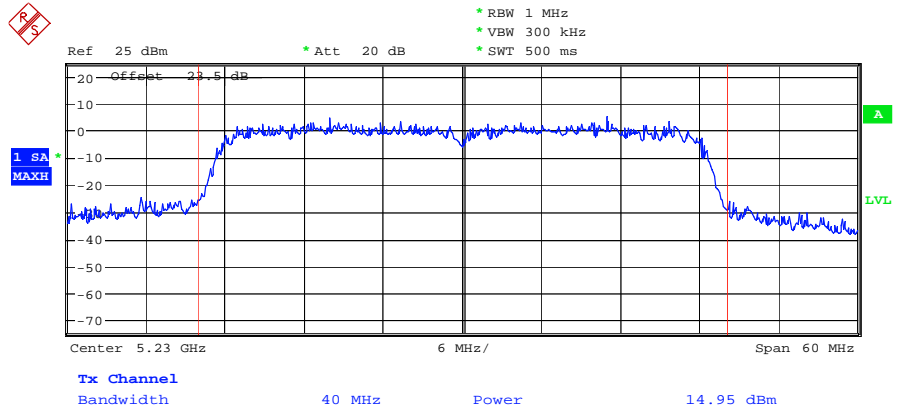
6



7



8



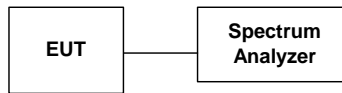
5.4 Peak Power Spectral Density

5.4.1 Measuring Instruments :

As described in chapter 6 of this test report.

5.4.2 Test Procedure :

The transmitter output is connected to the spectrum analyzer. The resolution bandwidth is set to 1 MHz, sample detection is used, and the analyzer is set for video averaging.



5.4.3 Test Result :

- Temperature : 23°C
- Relative Humidity :47%

➤ Application: 802.11a

Channel	Frequency (MHz)	Power Spectral	Limits (dBm)	Mode
		Density (dBm)		Ref. No.
36	5180	0.81	4	1
44	5220	1.22	4	2
48	5240	-0.59	4	3

➤ Application: 802.11n (20MHz)

Channel	Frequency (MHz)	Power Spectral	Limits (dBm)	Mode
		Density (dBm)		Ref. No.
36	5180	-14.98	4	4
44	5220	-12.63	4	5
48	5240	-14.26	4	6

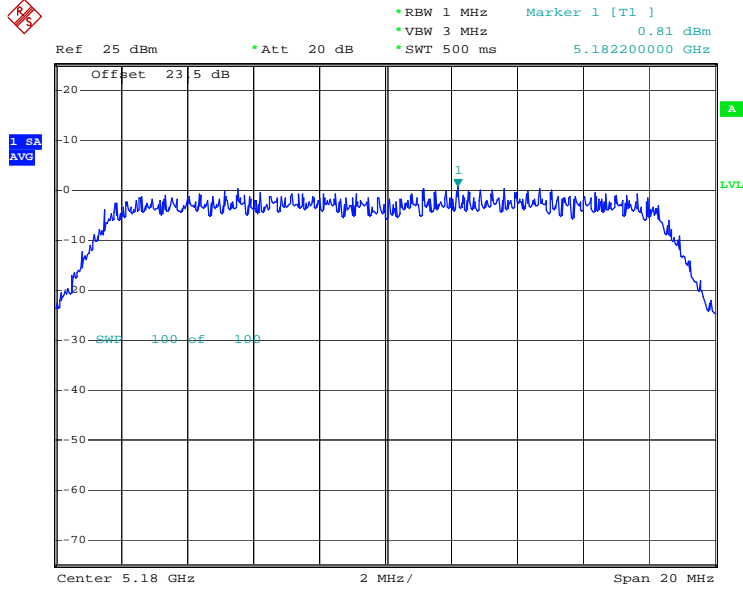
➤ Application: 802.11n (20MHz)

Channel	Frequency (MHz)	Power Spectral	Limits (dBm)	Mode
		Density (dBm)		Ref. No.
38	5190	-21.43	4	7
46	5230	-22.89	4	8

5.4.4 Test Data

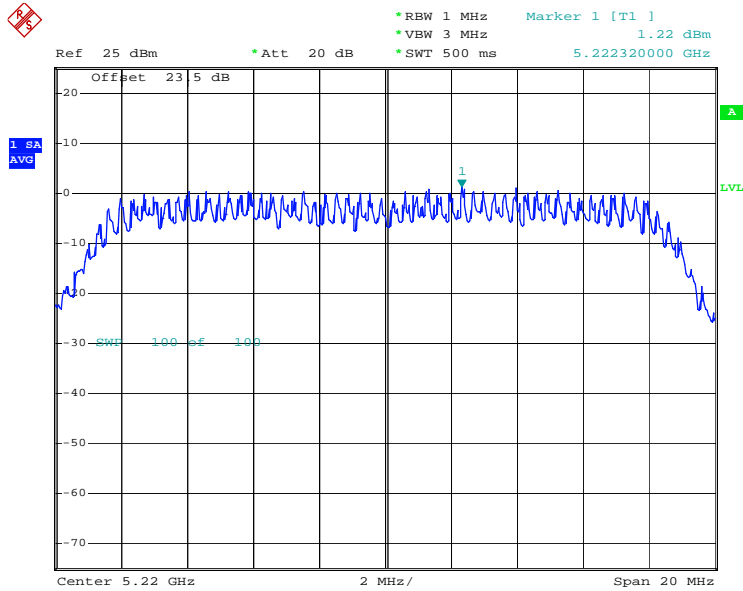
Mode Ref. No.

1



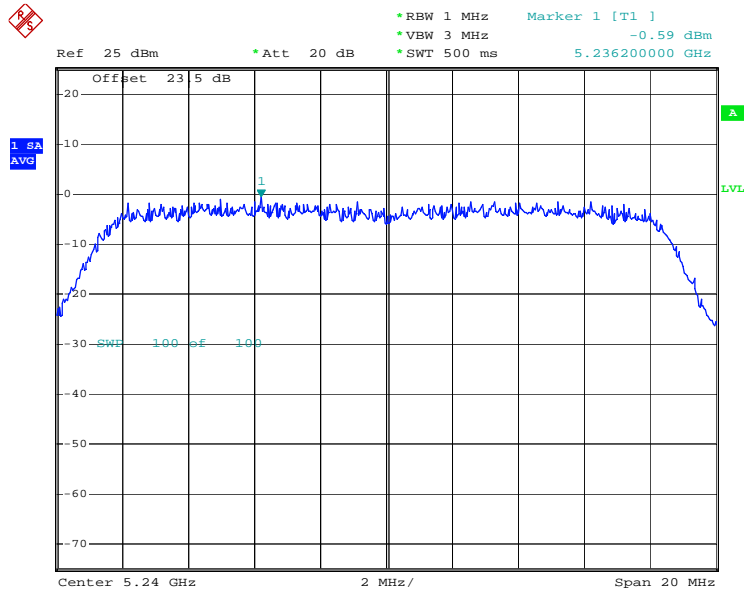
Date: 1.MAY.2007 20:44:14

2



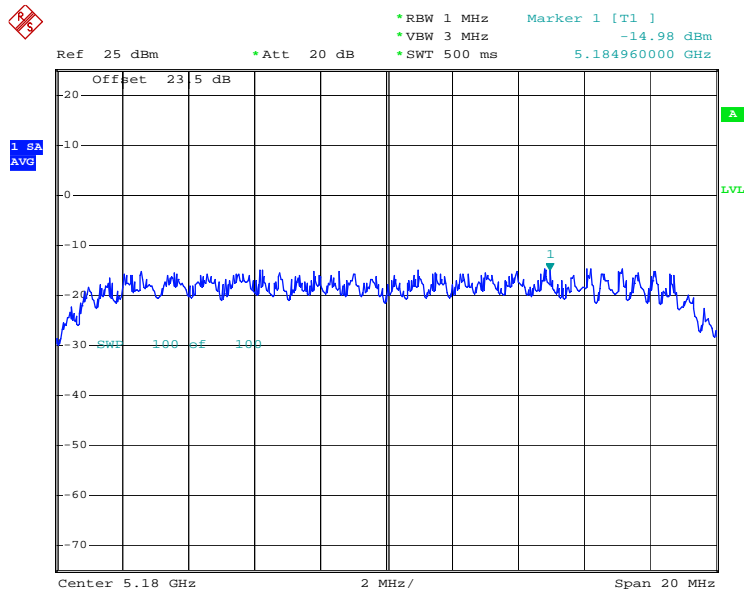
Date: 1.MAY.2007 20:45:51

3



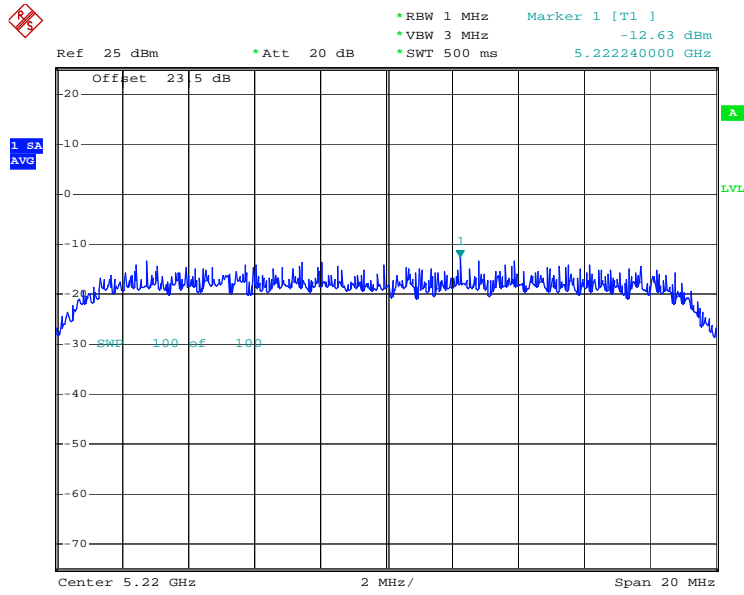
Date: 1.MAY.2007 20:47:15

4



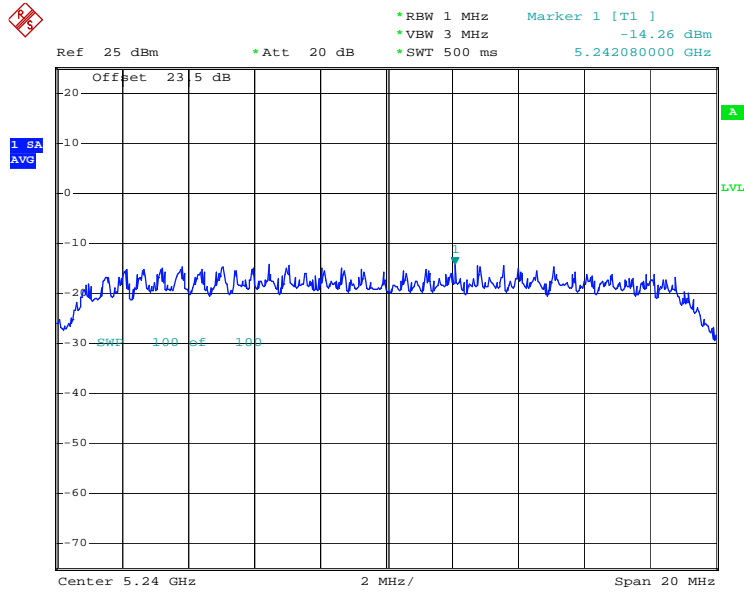
Date: 1.MAY.2007 20:48:56

5



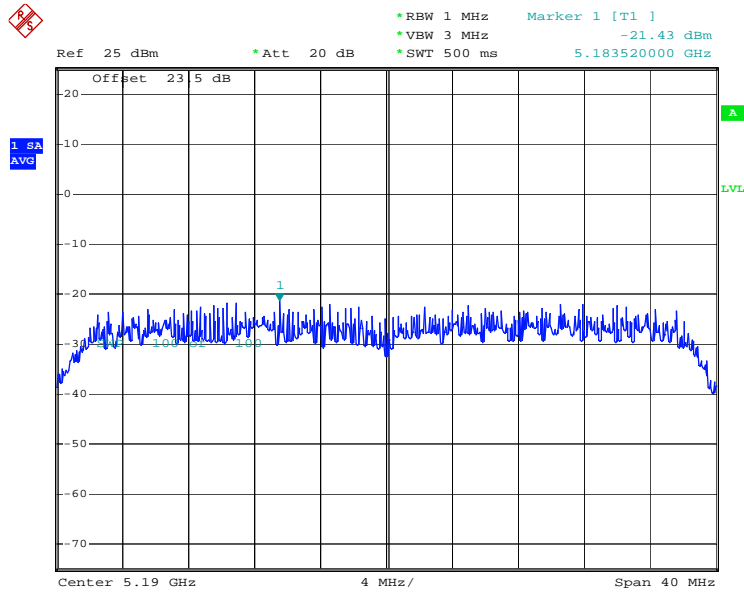
Date: 1.MAY.2007 20:50:13

6



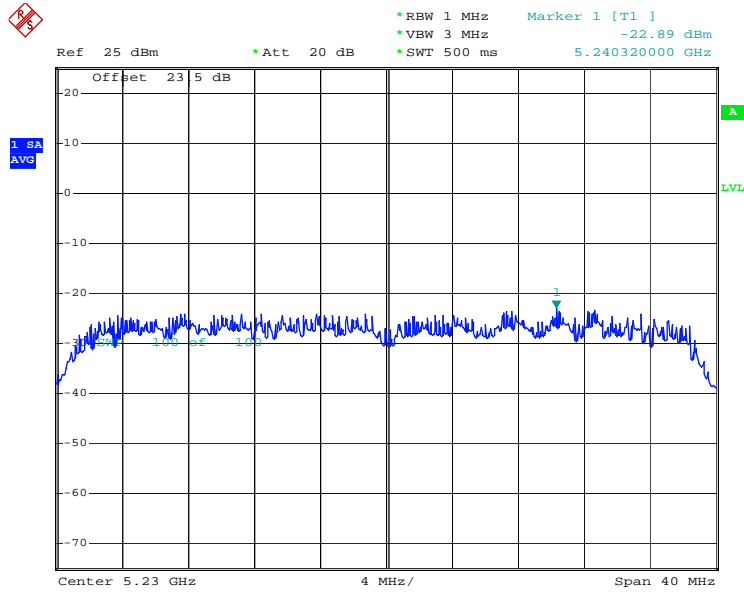
Date: 1.MAY.2007 20:52:01

7



Date: 1.MAY.2007 20:53:38

8



Date: 1.MAY.2007 20:54:59

5.5 Test of Conducted Emission

As described in chapter 6 of this test report.

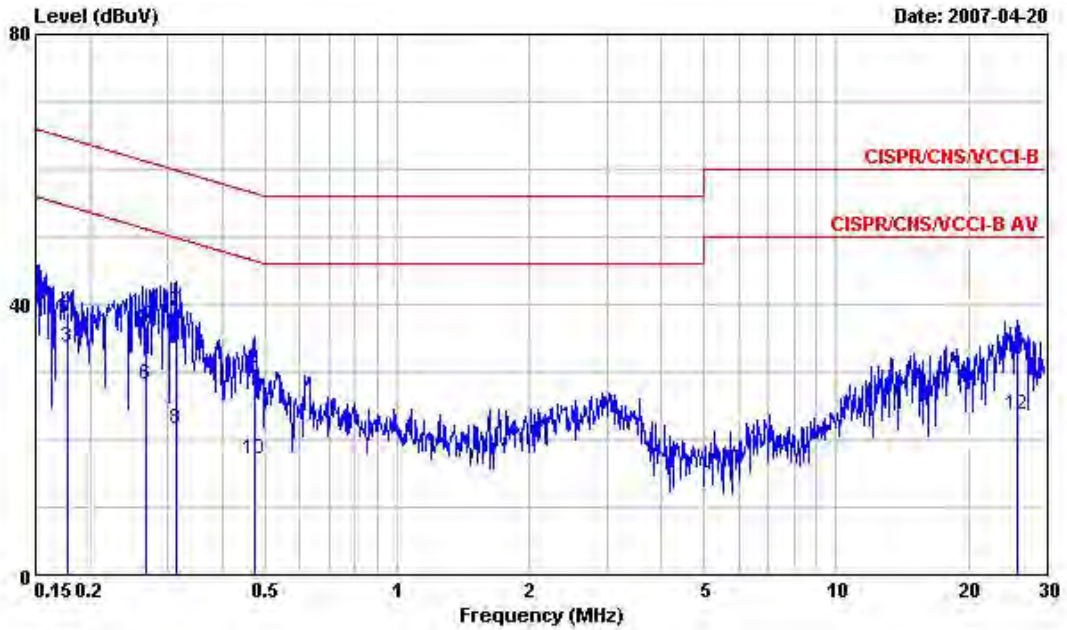
5.5.1 Test Procedures :

1. The EUT was placed 0.4 meter from the conducting wall of the shielding room was kept at least 80 centimeters from any other grounded conducting surface.
2. Connect EUT to the power port of a line impedance stabilization network (LISN).
3. All the support units are connected to the other LISN.
4. The LISN provides 50 ohm coupling impedance for the measuring instrument.
5. The FCC states that a 50 ohm, 50 microhenry LISN should be used.
6. Both sides of AC line were checked for maximum conducted interference.
7. The frequency range from 150 kHz to 30 MHz was searched.
8. Set the test-receiver system to Peak Detect Function and specified bandwidth with Maximum Hold Mode.

5.5.2 Test Data

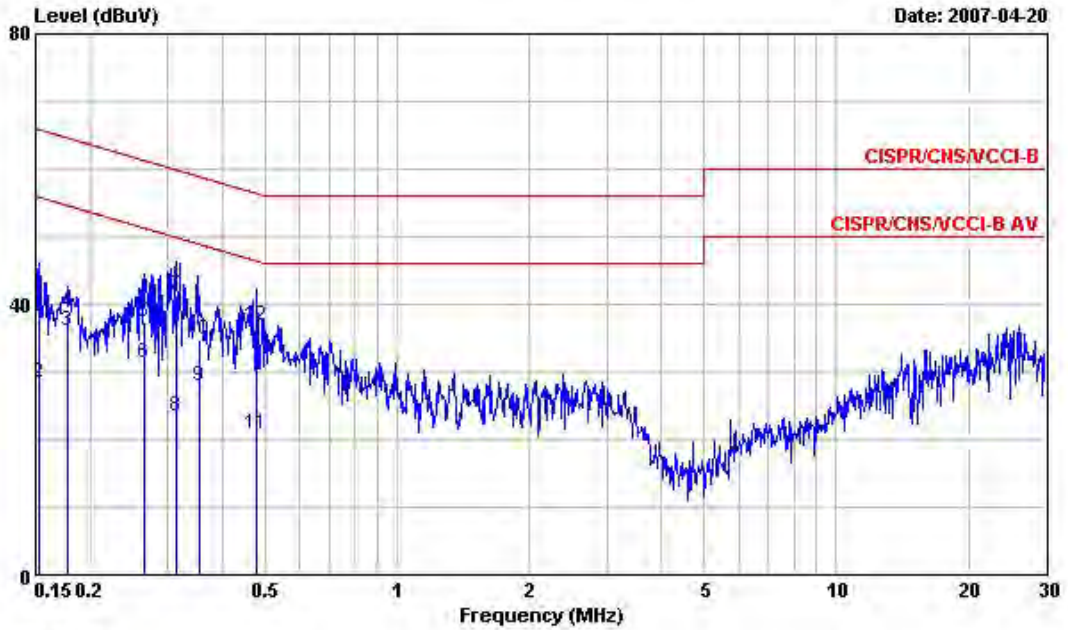
- Frequency Range of Test : 150kHz to 30 MHz
- Test Mode : Mode 1
- Temperature : 23 °C
- Relating Humidity : 47 %
- Test Enginner : James

■ The test that passed at minimum margin was marked by the frame in the following table.



Site : CO04-HY
 Condition : CISPR/CNS/VCCI-B LISN 200604 99041 LINE
 EUT : Notebook
 POWER: AC 120V/60Hz
 Model : FR6D2906
 Memo : BT Link + WLAN Link + Adapter

	Freq	Level	Over Limit	Limit Line	Read Level	LISN Factor	Cable Loss	Remark
	MHz	dBuV	dB	dBuV	dBuV	dB	dB	
1	0.1500000	29.02	-26.98	56.00	28.22	0.10	0.70	Average
2	0.1500000	42.06	-23.94	66.00	41.26	0.10	0.70	QP
3	0.1773960	33.77	-20.84	54.61	33.09	0.10	0.58	Average
4	0.1773960	38.96	-25.65	64.61	38.28	0.10	0.58	QP
5	0.2667270	36.89	-24.33	61.22	36.33	0.10	0.46	QP
6	0.2667270	28.09	-23.13	51.22	27.53	0.10	0.46	Average
7	0.3149460	38.94	-20.90	59.84	38.44	0.10	0.40	QP
8	0.3149460	21.65	-28.19	49.84	21.15	0.10	0.40	Average
9	0.4736030	30.63	-25.82	56.45	30.08	0.10	0.45	QP
10	0.4736030	17.15	-29.30	46.45	16.60	0.10	0.45	Average
11	25.730	32.15	-27.85	60.00	30.91	0.32	0.92	QP
12	25.730	23.71	-26.29	50.00	22.47	0.32	0.92	Average



Site : CO04-HY
 Condition : CISPR/CNS/VCCI-B LISN 200604 99041 NEUTRAL
 EUT : Notebook
 POWER: AC 120V/60Hz
 Model : FR6D2906
 Memo : BT Link + WLAN Link + Adapter

	Freq	Level	Over Limit	Limit Line	Read Level	LISN Factor	Cable Loss	Remark
	MHz	dBuV	dB	dBuV	dBuV	dB	dB	
1	0.1524030	41.38	-24.49	65.87	40.59	0.10	0.69	QP
2	0.1524030	28.46	-27.41	55.87	27.67	0.10	0.69	Average
3	0.1767760	36.11	-18.53	54.64	35.42	0.10	0.59	Average
4	0.1767760	38.65	-25.99	64.64	37.96	0.10	0.59	QP
5	0.2658290	37.24	-24.01	61.25	36.67	0.10	0.47	QP
6	0.2658290	31.44	-19.81	51.25	30.87	0.10	0.47	Average
7	0.3149460	41.36	-18.48	59.84	40.86	0.10	0.40	QP
8	0.3149460	23.33	-26.51	49.84	22.83	0.10	0.40	Average
9	0.3558320	27.81	-21.02	48.83	27.31	0.10	0.40	Average
10	0.3558320	34.86	-23.97	58.83	34.36	0.10	0.40	QP
11	0.4761190	20.88	-25.53	46.41	20.34	0.10	0.44	Average
12	0.4761190	36.94	-19.47	56.41	36.40	0.10	0.44	QP

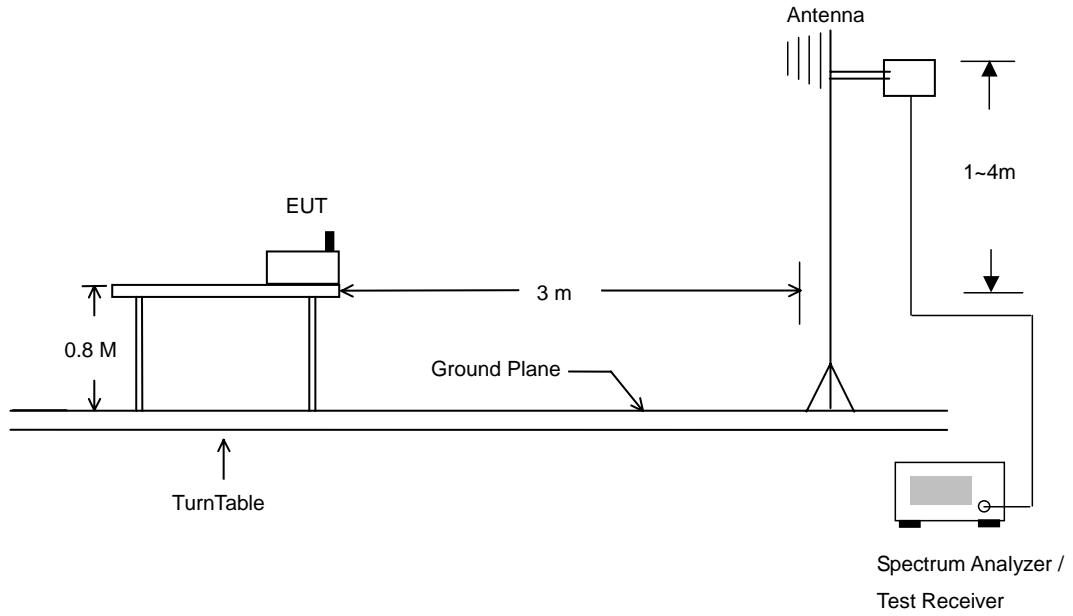
5.6 Test of Radiated Emission

As described in chapter 6 of this test report.

5.6.1 Test Procedures

- a. The EUT was placed on a rotatable table top 0.8 meter above ground.
- b. The EUT was set 3 meters from the interference receiving antenna which was mounted on the top of a variable height antenna tower.
- c. The table was rotated 360 degrees to determine the position of the highest radiation.
- d. The antenna is a broadband antenna and its height is varied between one meter and four meters above ground to find the maximum value of the field strength for both horizontal polarization and vertical polarization of the antenna.
- e. For each suspected emission, the EUT was arranged to its worst case and then tune the antenna tower (from 1 m to 4 m) and turntable (from 0 degree to 360 degrees) to find the maximum reading.
- f. Set the test-receiver system to Peak or CISPR quasi-peak Detect Function and specified bandwidth with Maximum Hold Mode.
- g. For testing below 1GHz, If the emission level of the EUT in peak mode was 3 dB lower than the limit specified, then testing will be stopped and peak values of EUT will be reported, otherwise, the emissions will be repeated one by one using the quasi-peak method and reported.
- h. For testing above 1GHz, the emission level of the EUT in peak mode was 20dB lower than average limit (that means the emission level in average mode also complies with the limit in average mode), then testing will be stopped and peak values of EUT will be reported, otherwise, the emissions will be measured in average mode again and reported.

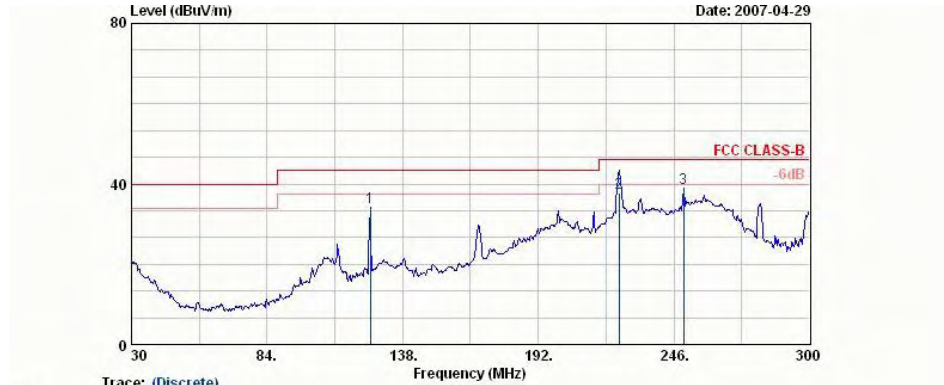
5.6.2 Typical Test Setup Layout of Radiated Emission



5.6.3 Test Data

- Test Mode : Mode 1
- Temperature : 24°C
- Relative Humidity :53%
- Test Enginner : Andrew
- Polarization : Horizontal

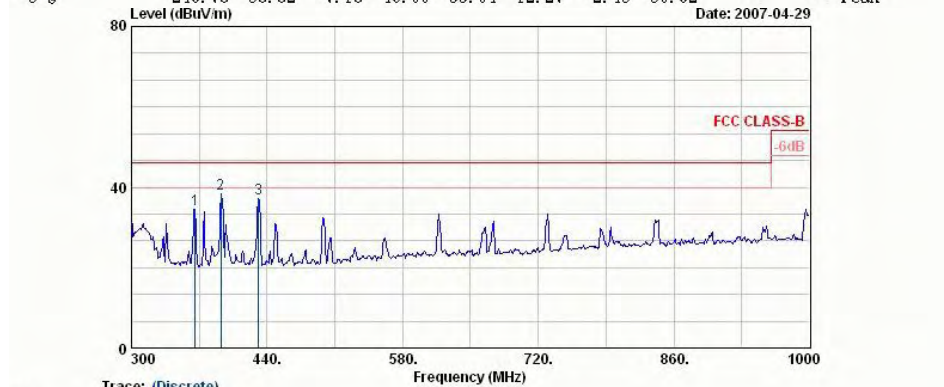
The test that passed at minimum margin was marked by the frame in the following table.



Trace: (Discrete)

Site : 03CR06-HY
 Condition : LF-ANT(951121) HORIZONTAL
 EUT : Notebook+WCDMA
 Power : 120Vac/60Hz
 Model : FR 6D2906
 Memo : 11a Tx_CH36;5180MHz
 Data Rate : 6

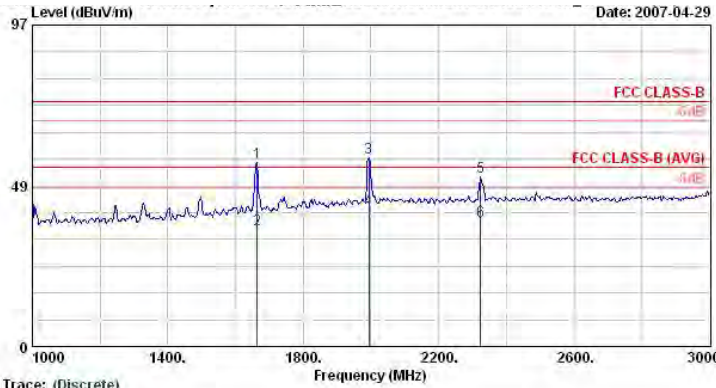
	Freq	Level	Over	Limit	ReadAntenna	Cable	Preamp	Ant	Table	Remark
	MHz	dBuV/m	dB	dBuV/m	dBuV	dB/m	dB	dB	cm	deg
1 @	125.04	34.26	-9.24	43.50	51.04	12.66	1.64	31.09	---	Peak
2 @	224.13	37.90	-8.10	46.00	56.00	10.73	2.16	30.99	113	281 QP
3 @	249.78	38.82	-7.18	46.00	55.04	12.27	2.43	30.92	---	Peak



Trace: (Discrete)

Site : 03CR06-HY
 Condition : LF-ANT(951121) HORIZONTAL
 EUT : Notebook+WCDMA
 Power : 120Vac/60Hz
 Model : FR 6D2906
 Memo : 11a Tx_CH36;5180MHz
 Data Rate : 6

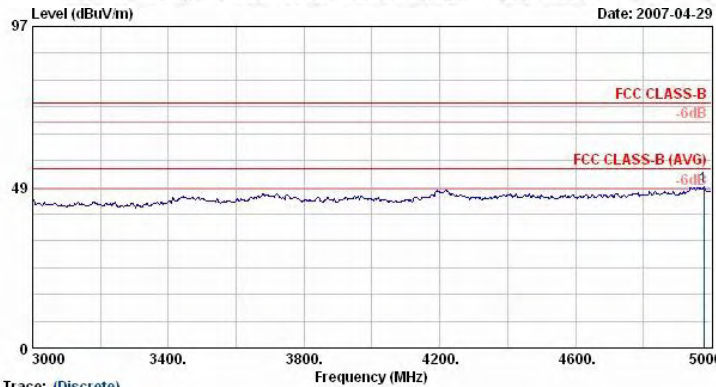
	Freq	Level	Over	Limit	ReadAntenna	Cable	Preamp	Ant	Table	Remark
	MHz	dBuV/m	dB	dBuV/m	dBuV	dB/m	dB	dB	cm	deg
1 @	365.80	34.63	-11.37	46.00	47.68	14.89	2.94	30.89	---	Peak
2 @	392.40	38.27	-7.73	46.00	50.49	15.59	3.07	30.87	---	Peak
3 @	430.90	37.09	-8.91	46.00	48.38	16.27	3.26	30.83	---	Peak



Site : 03CR06-RY
 Condition : HF-ANT-060410 HORIZONTAL
 EUT : Notebook+RCMA
 Power : 120Vac/60Hz
 Model : FR 6D2906
 Memo : 11a Tx_CH36;5180MHz
 Data Rate : 6

Trace: (Discrete)

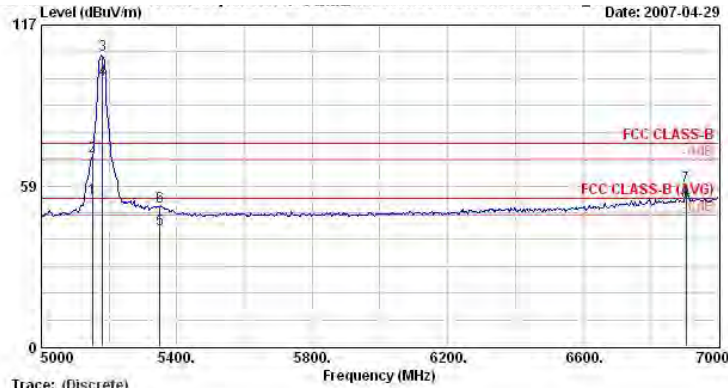
	Freq	Level	Over	Limit	ReadAntenna	Cable	Preamp	Ant	Table	Remark
	MHz	dBuV/m	dB	dBuV/m	dBuV	dB/m	dB	dB	cm	deg
1 @	1664.00	55.39	-18.61	74.00	60.46	27.43	3.03	35.53	100	0 Peak
2 @	1664.00	35.25	-18.75	54.00	40.32	27.43	3.03	35.53	100	29 Average
3 @	1994.00	57.07	-16.93	74.00	58.97	29.97	3.30	35.17	100	0 Peak
4 @	1994.00	41.39	-12.61	54.00	43.29	29.97	3.30	35.17	100	170 Average
5 @	2324.00	51.06	-22.94	74.00	52.55	30.23	3.69	35.40	100	0 Peak
6 @	2324.00	37.96	-16.04	54.00	39.45	30.23	3.69	35.40	100	136 Average



Site : 03CR06-RY
 Condition : HF-ANT-060410 HORIZONTAL
 EUT : Notebook+RCMA
 Power : 120Vac/60Hz
 Model : FR 6D2906
 Memo : 11a Tx_CH36;5180MHz
 Data Rate : 6

Trace: (Discrete)

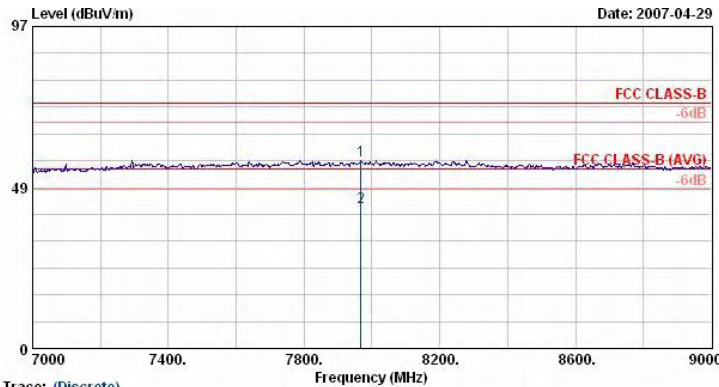
	Freq	Level	Over	Limit	ReadAntenna	Cable	Preamp	Ant	Table	Remark
	MHz	dBuV/m	dB	dBuV/m	dBuV	dB/m	dB	dB	cm	deg
1 @	4978.00	48.50	-25.50	74.00	45.28	33.53	5.94	36.25	---	---



Trace: (Discrete)
 Site : 03CR06-HY
 Condition : HF-ANT-060410 HORIZONTAL
 EUT : Notebook+WCDMA
 Power : 120Vac/60Hz
 Model : FR 6D2906
 Memo : 11a Tx_CH36;5180MHz
 Data Rate : 8

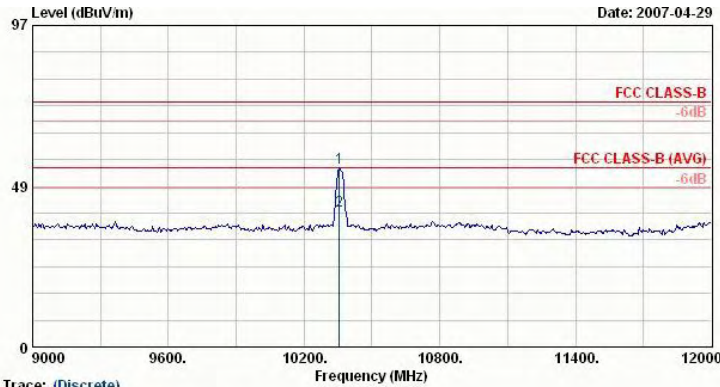
	Freq	Level	Over	Limit	ReadAntenna	Cable	Preamp	Ant	Table	
	MHz	dBuV/m	dB	dBuV/m	dBuV	dB/m	dB	dB	cm	deg
1 @	5150.00	53.91	-0.09	54.00	50.29	33.60	6.21	36.19	126	296 Average
2 @	5150.00	89.07	-4.93	74.00	85.45	33.60	6.21	36.19	100	0 Peak
3 @	5180.00	105.98			102.28	33.60	6.28	36.18	100	0 Peak
4 @	5180.00	96.92			93.22	33.60	6.28	36.18	126	296 Average
5 @	5350.00	42.80	-11.20	54.00	38.69	33.60	6.59	36.08	126	296 Average
6 @	5350.00	50.85	-23.15	74.00	46.74	33.60	6.59	36.08	100	0 Peak
7 @	6904.00	58.32	-15.68	74.00	49.04	37.24	7.79	35.74	100	0 Peak
8 @	6904.00	52.42	-1.58	54.00	43.14	37.24	7.79	35.74	100	19 Average

Remark: #3 and #4 Fundamental Signal



Trace: (Discrete)
 Site : 03CR06-HY
 Condition : HF-ANT-060410 HORIZONTAL
 EUT : Notebook+WCDMA
 Power : 120Vac/60Hz
 Model : FR 6D2906
 Memo : 11a Tx_CH36;5180MHz
 Data Rate : 8

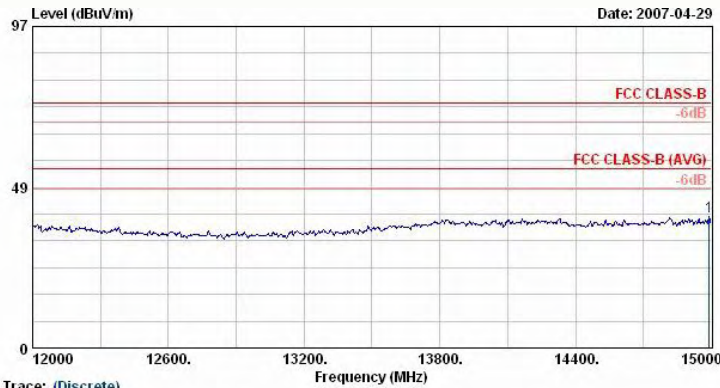
	Freq	Level	Over	Limit	ReadAntenna	Cable	Preamp	Ant	Table	
	MHz	dBuV/m	dB	dBuV/m	dBuV	dB/m	dB	dB	cm	deg
1 @	7968.00	56.63	-17.37	74.00	45.15	39.55	7.78	35.86	100	0 Peak
2 @	7968.00	42.65	-11.35	54.00	31.17	39.55	7.78	35.86	100	48 Average



Site : 03CH06-HY
 Condition : HF-ANT(8-18)-060918 HORIZONTAL
 EUT : Notebook+PCDMA
 Power : 120Vac/60Hz
 Model : FR 6D2906
 Memo : 11a Tx_CH36;5180MHz
 Data Rate : 6

Trace: (Discrete)

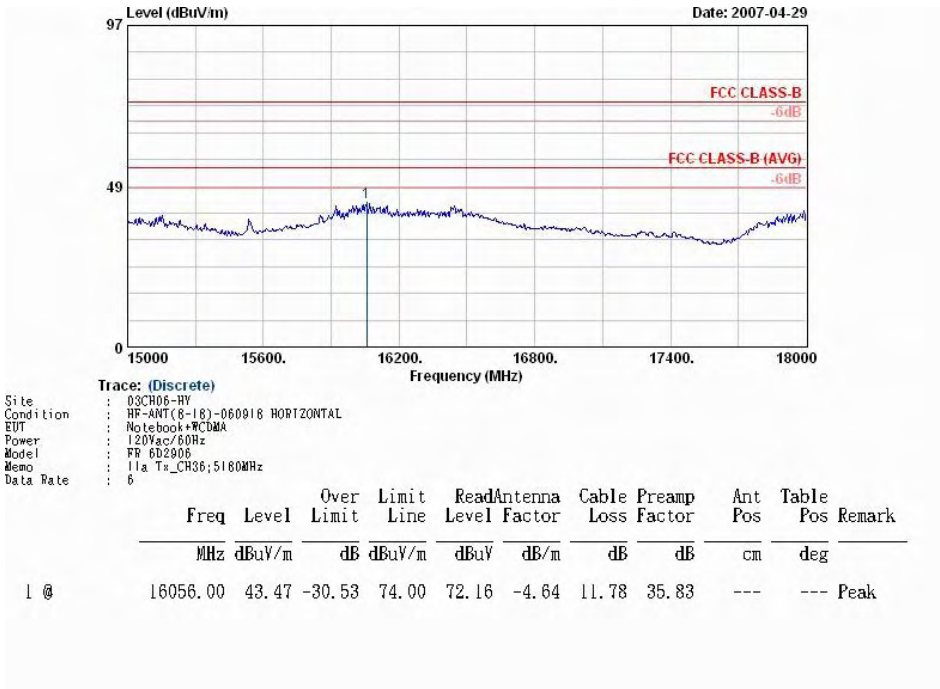
	Freq	Level	Over	Limit	Read	Antenna	Cable	Preamp	Ant	Table	Remark
	MHz	dBuV/m	dB	dBuV/m	dBuV	dB/m	dB	dB	cm	deg	
1 @	10356.00	53.94	-20.06	74.00	89.85	-8.72	9.41	36.59	100	0	Peak
2 @	10356.00	41.03	-12.97	54.00	76.93	-8.72	9.41	36.59	100	64	Average



Site : 03CH06-HY
 Condition : HF-ANT(8-18)-060918 HORIZONTAL
 EUT : Notebook+PCDMA
 Power : 120Vac/60Hz
 Model : FR 6D2906
 Memo : 11a Tx_CH36;5180MHz
 Data Rate : 6

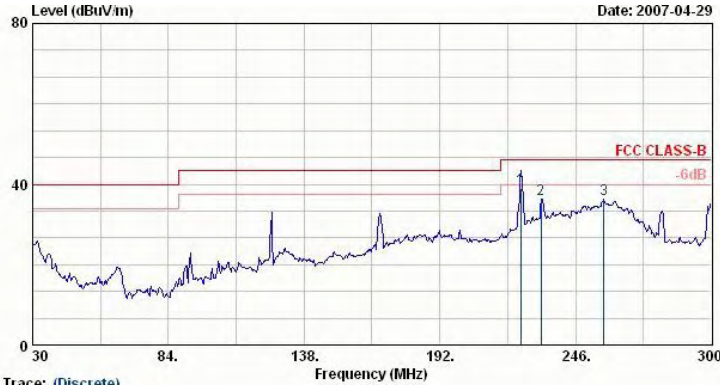
Trace: (Discrete)

	Freq	Level	Over	Limit	Read	Antenna	Cable	Preamp	Ant	Table	Remark
	MHz	dBuV/m	dB	dBuV/m	dBuV	dB/m	dB	dB	cm	deg	
1	14991.00	39.58	-34.42	74.00	70.56	-6.21	11.27	36.03	---	---	Peak



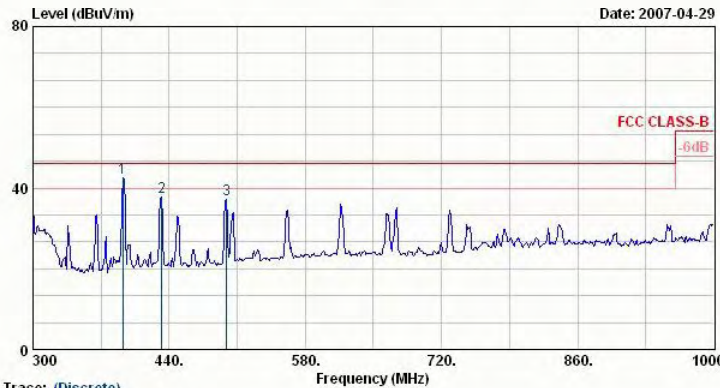
- Polarization : Vertical

■ The test that passed at minimum margin was marked by the frame in the following table.



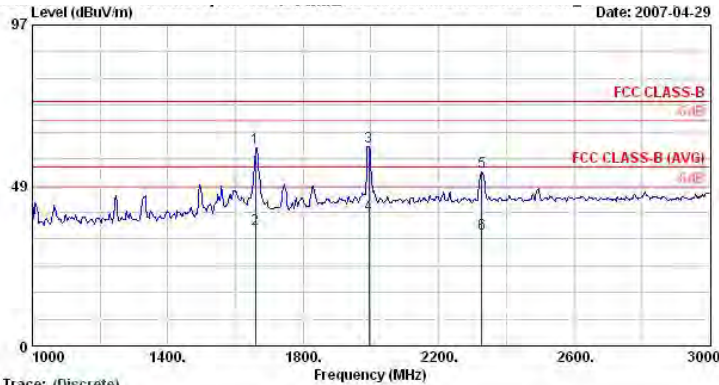
Site : 03CH06-HY
 Condition : LF-ANT(951121) VERTICAL
 EUT : Notebook+WCDMA
 Power : 120Vac/50Hz
 Model : FR 6D2906
 Memo : 11a Tx_CH36;5160MHz
 Data Rate : 6

	Freq	Level	Over	Limit	Read	Antenna	Cable	Preamp	Ant	Table	
	MHz	dBuV/m	dB	dBuV/m	dBuV	dB/m	dB	dB	cm	deg	Remark
1 @	224.13	38.90	-7.10	46.00	57.00	10.73	2.16	30.99	100	308	QP
2 @	232.23	36.35	-9.65	46.00	53.86	11.18	2.23	30.93	---	---	Peak
3 @	257.34	36.15	-9.85	46.00	52.23	12.40	2.46	30.94	---	---	Peak



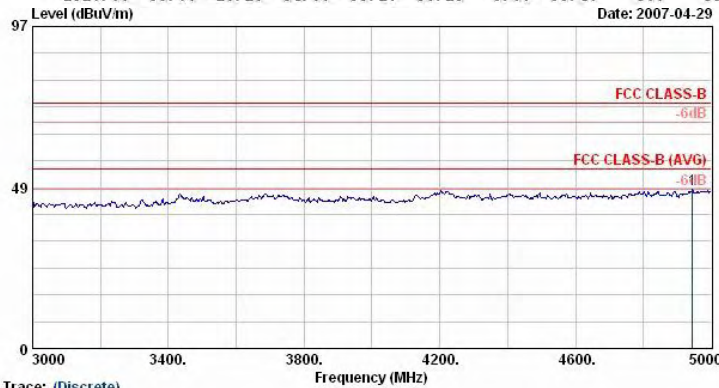
Site : 03CH06-HY
 Condition : LF-ANT(951121) VERTICAL
 EUT : Notebook+WCDMA
 Power : 120Vac/50Hz
 Model : FR 6D2906
 Memo : 11a Tx_CH36;5160MHz
 Data Rate : 6

	Freq	Level	Over	Limit	Read	Antenna	Cable	Preamp	Ant	Table	
	MHz	dBuV/m	dB	dBuV/m	dBuV	dB/m	dB	dB	cm	deg	Remark
1 @	392.40	42.47	-3.53	46.00	54.69	15.59	3.07	30.87	---	---	Peak
2 @	432.30	37.69	-8.31	46.00	48.96	16.31	3.26	30.83	---	---	Peak
3 @	498.80	37.14	-8.86	46.00	47.03	17.40	3.50	30.79	---	---	Peak



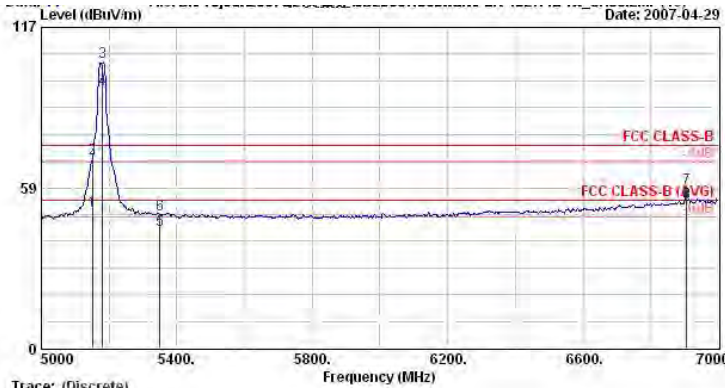
Trace: (Discrete)
 Site : 03CH06-HY
 Condition : HF-ANT-060410 VERTICAL
 EUT : Notebook+WCDMA
 Power : 120Vac/60Hz
 Model : FR 6D2906
 Memo : 11a Tx_CH36;5180MHz
 Data Rate : 6

	Freq	Level	Over	Limit	ReadAntenna	Cable	Preamp	Ant	Table	Remark
	MHz	dBuV/m	dB	dBuV/m	dBuV	dB/m	dB	dB	cm	deg
1 @	1658.00	60.02	-13.98	74.00	65.09	27.43	3.03	35.53	100	0 Peak
2 @	1658.00	35.21	-18.79	54.00	40.28	27.43	3.03	35.53	100	126 Average
3 @	1994.00	60.18	-13.82	74.00	62.08	29.97	3.30	35.17	100	0 Peak
4 @	1994.00	39.72	-14.28	54.00	41.62	29.97	3.30	35.17	100	316 Average
5 @	2328.00	52.74	-21.26	74.00	54.23	30.23	3.69	35.40	100	0 Peak
6 @	2328.00	33.80	-20.20	54.00	35.29	30.23	3.69	35.40	100	119 Average



Trace: (Discrete)
 Site : 03CH06-HY
 Condition : HF-ANT-060410 VERTICAL
 EUT : Notebook+WCDMA
 Power : 120Vac/60Hz
 Model : FR 6D2906
 Memo : 11a Tx_CH36;5180MHz
 Data Rate : 6

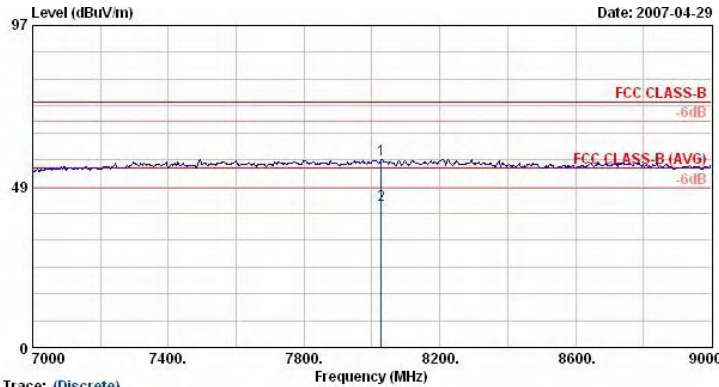
	Freq	Level	Over	Limit	ReadAntenna	Cable	Preamp	Ant	Table	Remark
	MHz	dBuV/m	dB	dBuV/m	dBuV	dB/m	dB	dB	cm	deg
1 @	4944.00	48.10	-25.90	74.00	45.00	33.40	5.93	36.23	---	---



Trace: (Discrete)
 Site : 03CR06-BY
 Condition : HF-ANT-060410 VERTICAL
 EUT : Notebook+PCDMA
 Power : 120Vac/60Hz
 Model : FR 6D2906
 Memo : 11a Tx_CH36;5180MHz
 Data Rate : 8

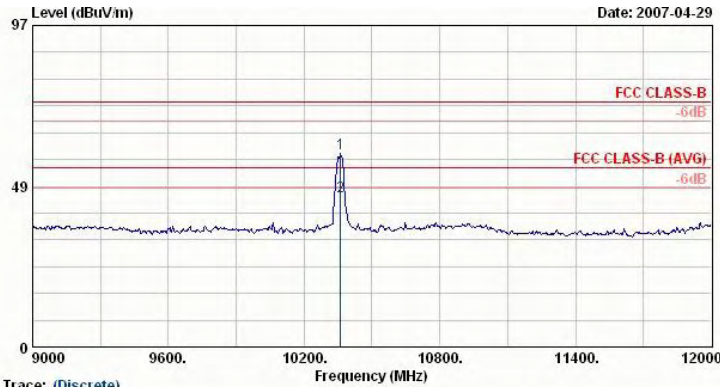
	Freq	Level	Over	Limit	ReadAntenna	Cable	Preamp	Ant	Table	
	MHz	dBuV/m	dB	dBuV/m	dBuV	dB/m	dB	dB	cm	deg
1 @	5150.00	50.20	-3.80	54.00	46.58	33.60	6.21	36.19	108	338 Average
2 @	5150.00	69.02	-4.98	74.00	65.40	33.60	6.21	36.19	100	0 Peak
3 @	5180.00	104.60			100.90	33.60	6.28	36.18	100	0 Peak
4 @	5180.00	94.24			90.54	33.60	6.28	36.18	108	338 Average
5 @	5350.00	43.09	-10.91	54.00	38.98	33.60	6.59	36.08	108	338 Average
6 @	5350.00	48.86	-25.14	74.00	44.75	33.60	6.59	36.08	100	0 Peak
7 @	6906.00	58.31	-15.69	74.00	49.03	37.24	7.79	35.74	100	0 Peak
8 @	6906.00	52.85	-1.15	54.00	43.57	37.24	7.79	35.74	100	355 Average

Remark: #3 and #4 Fundamental Signal



Trace: (Discrete)
 Site : 03CR06-BY
 Condition : HF-ANT-060410 VERTICAL
 EUT : Notebook+PCDMA
 Power : 120Vac/60Hz
 Model : FR 6D2906
 Memo : 11a Tx_CH36;5180MHz
 Data Rate : 8

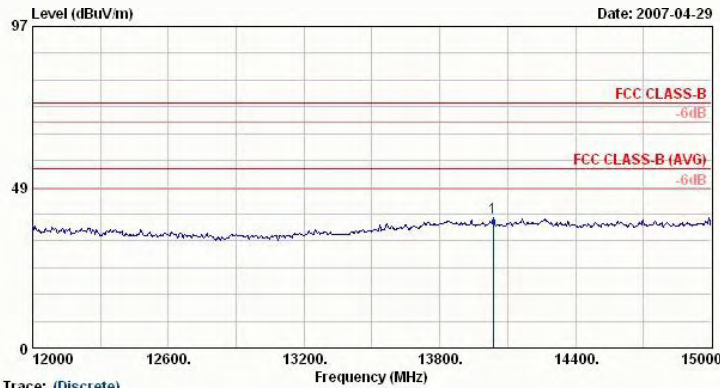
	Freq	Level	Over	Limit	ReadAntenna	Cable	Preamp	Ant	Table	
	MHz	dBuV/m	dB	dBuV/m	dBuV	dB/m	dB	dB	cm	deg
1 @	8028.00	56.71	-17.29	74.00	45.17	39.59	7.83	35.87	100	0 Peak
2 @	8028.00	43.02	-10.98	54.00	31.48	39.59	7.83	35.87	100	305 Average



Site : 03CH06-HY
 Condition : HF-ANT(8-18)-060918 VERTICAL
 EUT : Notebook+PCDMA
 Power : 120Vac/60Hz
 Model : FR 6D2906
 Memo : 11a Tx_CH36;5180MHz
 Data Rate : 6

Trace: (Discrete)

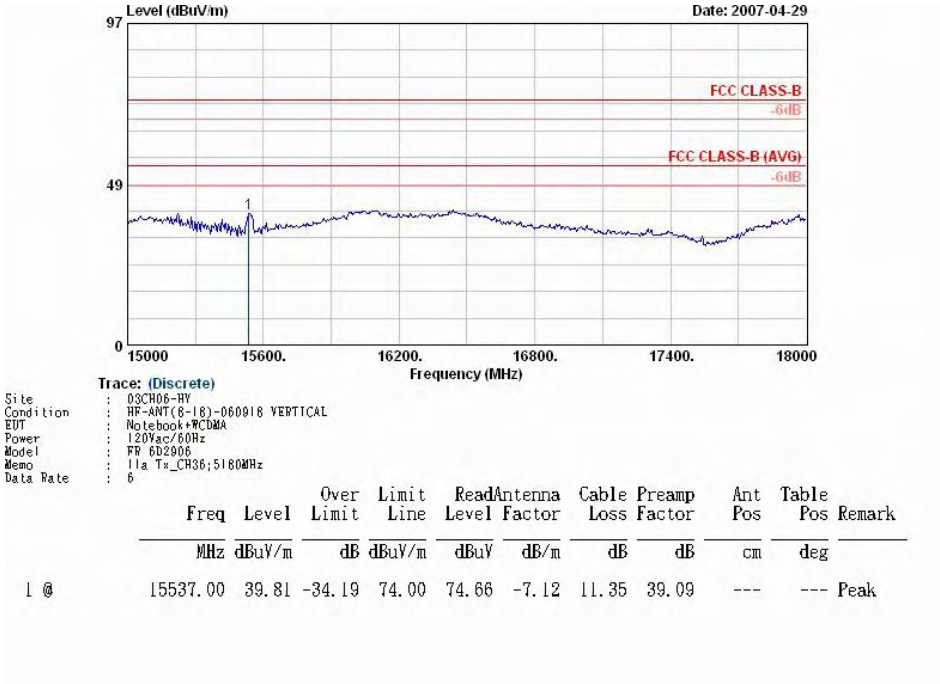
	Freq	Level	Over	Limit	Read	Antenna	Cable	Preamp	Ant	Table	Remark
	MHz	dBuV/m	dB	dBuV/m	dBuV	dB/m	dB	dB	cm	deg	
1 @	10362.00	58.27	-15.73	74.00	94.17	-8.72	9.42	36.59	100	0	Peak
2 @	10362.00	45.38	-8.62	54.00	81.27	-8.72	9.42	36.59	100	186	Average



Site : 03CH06-HY
 Condition : HF-ANT(8-18)-060918 VERTICAL
 EUT : Notebook+PCDMA
 Power : 120Vac/60Hz
 Model : FR 6D2906
 Memo : 11a Tx_CH36;5180MHz
 Data Rate : 6

Trace: (Discrete)

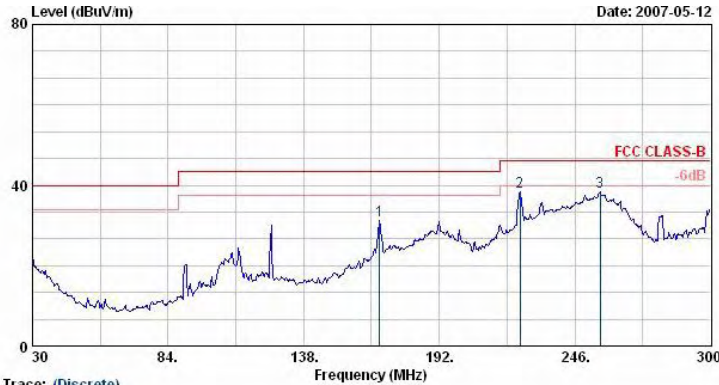
	Freq	Level	Over	Limit	Read	Antenna	Cable	Preamp	Ant	Table	Remark
	MHz	dBuV/m	dB	dBuV/m	dBuV	dB/m	dB	dB	cm	deg	
1	14037.00	39.14	-34.86	74.00	68.23	-6.14	11.64	34.58	---	---	Peak



Remark : Frequency from 18GHz to 40GHz, the emission emitted by the EUT is too low to be measured.

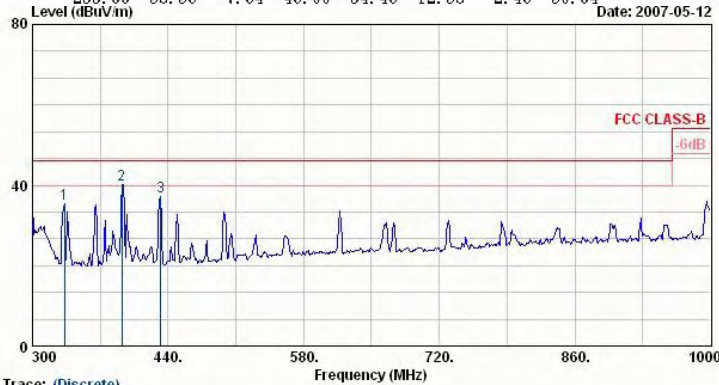
- Test Mode : Mode 2
 - Temperature : 24°C
 - Relative Humidity :53%
 - Test Engineer : Andrew
 - Polarization : Horizontal

■ The test that passed at minimum margin was marked by the frame in the following table.



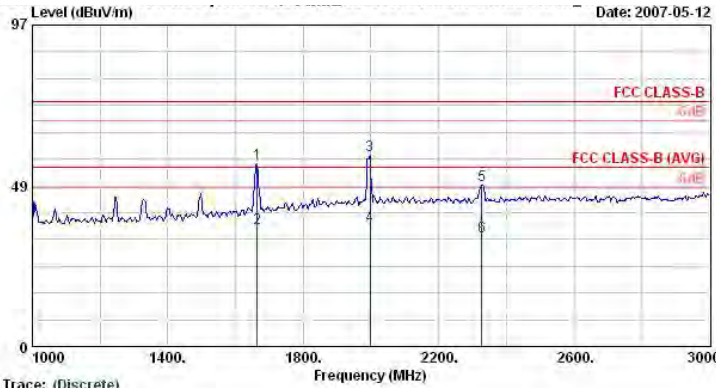
Trace: (Discrete)
 Site : 03CH06-HY
 Condition : LF-ANT(951121) HORIZONTAL
 EUT : Notebook+PCDMA
 Power : 120Vac/60Hz
 Model : FR 6D2906
 Memo : 11a Tx_CH42;5210MHz
 Data Rate : 6

	Freq	Level	Over	Limit	ReadAntenna	Cable	Preamp	Ant	Table	Remark	
	MHz	dBuV/m	dB	dBuV/m	dBuV	dB/m	dB	dB	cm	deg	
1 @	168.24	31.19	-12.31	43.50	50.42	9.94	1.83	31.01	---	---	Peak
2 @	224.13	38.44	-7.56	46.00	56.54	10.73	2.16	30.99	---	---	Peak
3 @	255.99	38.36	-7.64	46.00	54.46	12.38	2.46	30.94	---	---	Peak



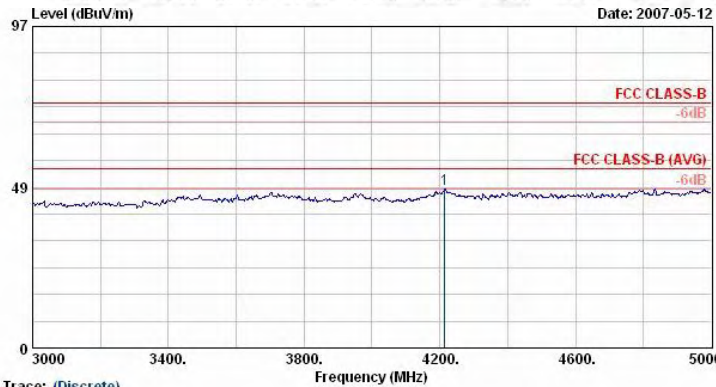
Trace: (Discrete)
 Site : 03CH06-HY
 Condition : LF-ANT(951121) HORIZONTAL
 EUT : Notebook+PCDMA
 Power : 120Vac/60Hz
 Model : FR 6D2906
 Memo : 11a Tx_CH42;5210MHz
 Data Rate : 6

	Freq	Level	Over	Limit	ReadAntenna	Cable	Preamp	Ant	Table	Remark	
	MHz	dBuV/m	dB	dBuV/m	dBuV	dB/m	dB	dB	cm	deg	
1 @	332.90	35.28	-10.72	46.00	49.33	14.05	2.81	30.91	---	---	Peak
2 @	392.40	40.11	-5.89	46.00	52.32	15.59	3.07	30.87	100	220	Peak
3 @	432.30	37.23	-8.77	46.00	48.50	16.31	3.26	30.83	---	---	Peak



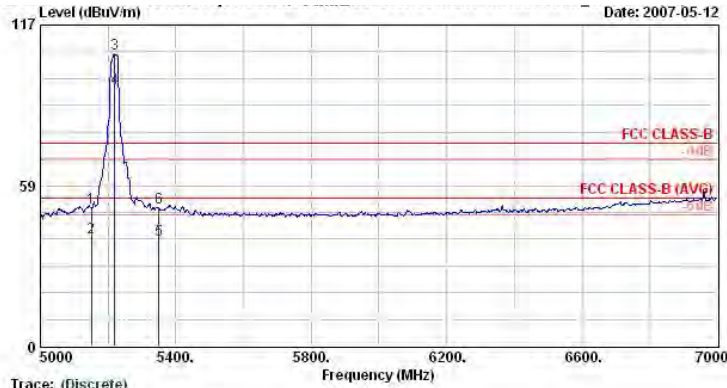
Trace: (Discrete)
 Site : 03CR06-RY
 Condition : HF-ANT-060410 HORIZONTAL
 EUT : Notebook+RCDMA
 Power : 120Vac/60Hz
 Model : FR 6D2906
 Memo : 11a Tx_CH42;5210MHz
 Data Rate : 6

	Freq	Level	Over	Limit	ReadAntenna	Cable	Preamp	Ant	Table	Remark
	MHz	dBuV/m	dB	dBuV/m	dBuV	dB/m	dB	dB	cm	deg
1	1664.00	55.10	-18.90	74.00	60.17	27.43	3.03	35.53	100	0 Peak
2	1664.00	35.87	-18.13	54.00	40.94	27.43	3.03	35.53	100	5 Average
3	1998.00	57.52	-16.48	74.00	59.27	30.10	3.32	35.17	100	0 Peak
4	1998.00	36.35	-17.65	54.00	38.10	30.10	3.32	35.17	100	169 Average
5	2328.00	48.77	-25.23	74.00	50.26	30.23	3.69	35.40	100	0 Peak
6	2328.00	33.09	-20.91	54.00	34.58	30.23	3.69	35.40	100	324 Average



Trace: (Discrete)
 Site : 03CR06-RY
 Condition : HF-ANT-060410 HORIZONTAL
 EUT : Notebook+RCDMA
 Power : 120Vac/60Hz
 Model : FR 6D2906
 Memo : 11a Tx_CH42;5210MHz
 Data Rate : 6

	Freq	Level	Over	Limit	ReadAntenna	Cable	Preamp	Ant	Table	Remark
	MHz	dBuV/m	dB	dBuV/m	dBuV	dB/m	dB	dB	cm	deg
1	4214.00	48.02	-25.98	74.00	47.11	31.30	5.33	35.73	---	---

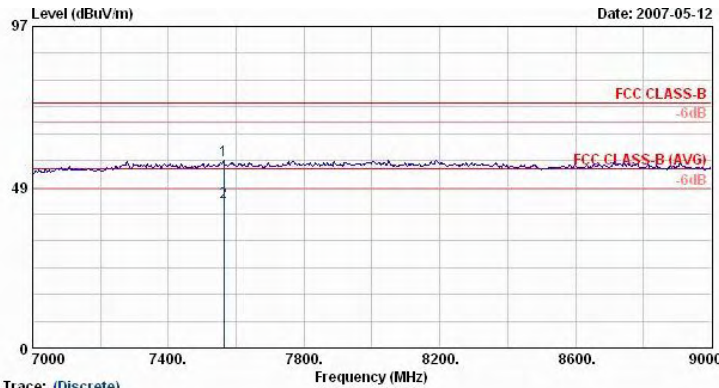


Site : 03CH06-HY
 Condition : HF-ANT-060410 HORIZONTAL
 EUT : Notebook+WCDMA
 Power : 120Vac/60Hz
 Model : FR 6D2906
 Memo : 11a Tx_CH42;5210MHz
 Data Rate : 6

Trace: (Discrete)

	Freq	Level	Over	Limit	ReadAntenna	Cable	Preamp	Ant	Table	Remark
	MHz	dBuV/m	dB	dBuV/m	dBuV	dB/m	dB	dB	cm	deg
1	5150.00	50.53	-23.47	74.00	46.91	33.60	6.21	36.19	100	0 Peak
2	5150.00	39.43	-14.57	54.00	35.81	33.60	6.21	36.19	100	302 Average
3 @	5220.00	106.47			102.68	33.60	6.35	36.16	100	0 Peak
4 @	5220.00	94.06			90.27	33.60	6.35	36.16	100	302 Average
5	5350.00	38.75	-15.25	54.00	34.64	33.60	6.59	36.08	100	302 Average
6	5350.00	50.30	-23.70	74.00	46.19	33.60	6.59	36.08	100	0 Peak

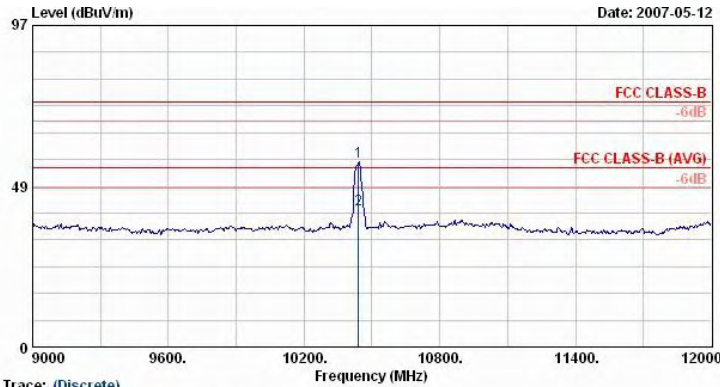
Remark: #3 and #4 Fundamental Signal



Site : 03CH06-HY
 Condition : HF-ANT-060410 HORIZONTAL
 EUT : Notebook+WCDMA
 Power : 120Vac/60Hz
 Model : FR 6D2906
 Memo : 11a Tx_CH42;5210MHz
 Data Rate : 6

Trace: (Discrete)

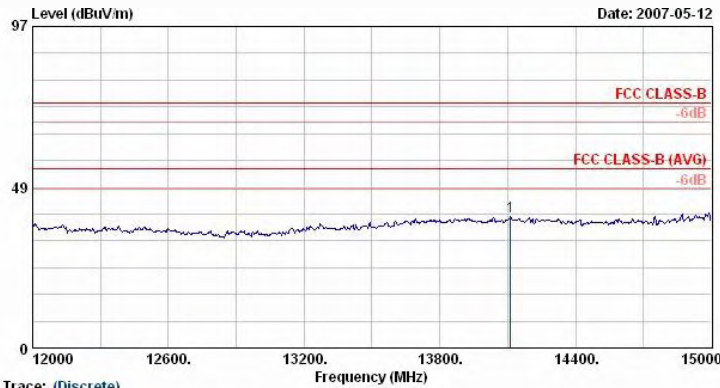
	Freq	Level	Over	Limit	ReadAntenna	Cable	Preamp	Ant	Table	Remark
	MHz	dBuV/m	dB	dBuV/m	dBuV	dB/m	dB	dB	cm	deg
1	7564.00	56.64	-17.36	74.00	46.06	38.99	7.63	36.04	100	0 Peak
2 @	7564.00	43.84	-10.16	54.00	33.25	38.99	7.63	36.04	100	117 Average



Site : 03CH06-HY
 Condition : RF-ANT(8-18)-060918 HORIZONTAL
 EUT : Notebook+PCDMA
 Power : 120Vac/60Hz
 Model : FR 6D2906
 Memo : 11a Tx_CH42;5210MHz
 Data Rate : 6

Trace: (Discrete)

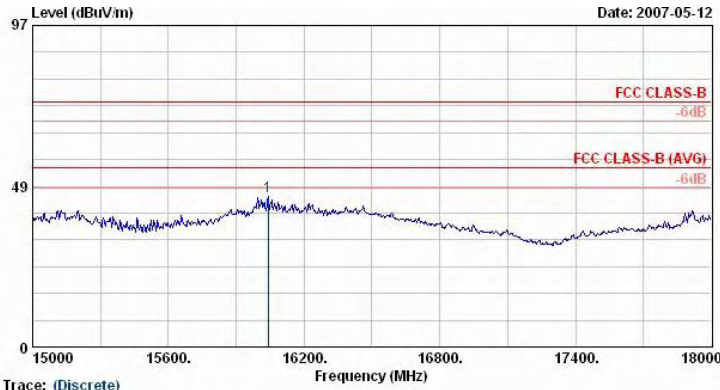
	Freq	Level	Over	Limit	Read	Antenna	Cable	Preamp	Ant	Table	Remark
	MHz	dBuV/m	dB	dBuV/m	dBuV	dB/m	dB	dB	cm	deg	
1	10440.00	55.89	-18.11	74.00	91.63	-8.58	9.46	36.62	100	0	Peak
2 @	10440.00	41.34	-12.66	54.00	77.09	-8.60	9.46	36.62	100	77	Average



Site : 03CH06-HY
 Condition : RF-ANT(8-18)-060918 HORIZONTAL
 EUT : Notebook+PCDMA
 Power : 120Vac/60Hz
 Model : FR 6D2906
 Memo : 11a Tx_CH42;5210MHz
 Data Rate : 6

Trace: (Discrete)

	Freq	Level	Over	Limit	Read	Antenna	Cable	Preamp	Ant	Table	Remark
	MHz	dBuV/m	dB	dBuV/m	dBuV	dB/m	dB	dB	cm	deg	
1	14112.00	39.69	-34.31	74.00	68.98	-6.21	11.65	34.73	---	---	Peak

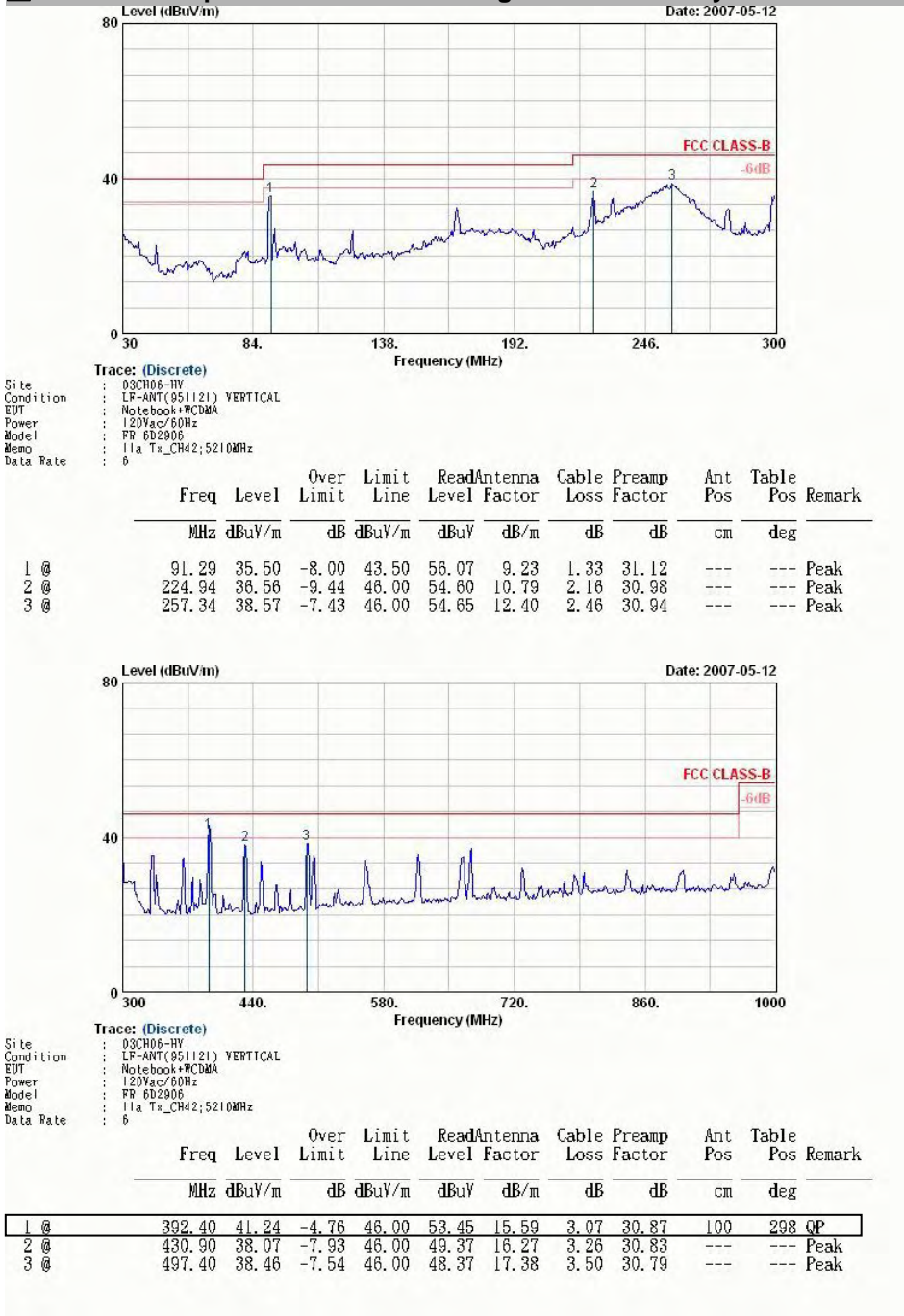


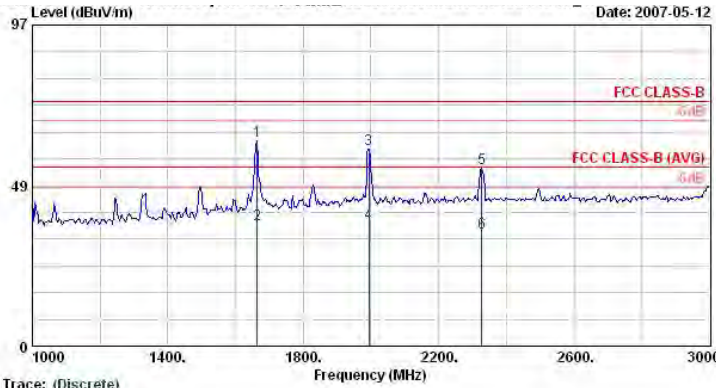
Trace: (Discrete)
 Site : 03CH06-HY
 Condition : HF-ANT(8-18)-060918 HORIZONTAL
 EUT : Notebook+PCDMA
 Power : 120Vac/60Hz
 Model : FR 6D2906
 Memo : 11a Tx_CH42;5210MHz
 Data Rate : 6

	Freq	Level	Over	Limit	Read	Antenna	Cable	Preamp	Ant	Table	
	MHz	dBuV/m	dB	dBuV/m	dBuV	dB/m	dB	dB	cm	deg	Remark
1	16041.00	45.40	-28.60	74.00	73.84	-4.40	11.78	35.83	---	---	Peak

- Polarization : Vertical

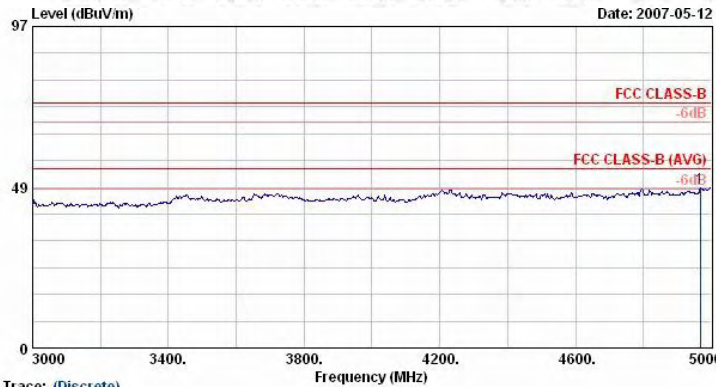
■ The test that passed at minimum margin was marked by the frame in the following table.





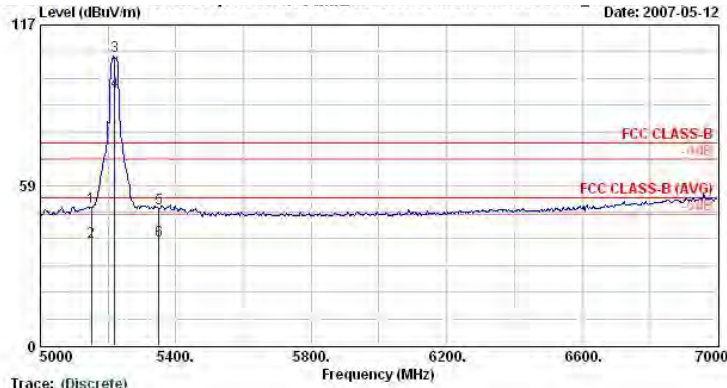
Trace: (Discrete)
 Site : 03CH06-HY
 Condition : HF-ANT-060410 VERTICAL
 EUT : Notebook+RCDMA
 Power : 120Vac/60Hz
 Model : FR 6D2906
 Memo : 11a Tx_CH42;5210MHz
 Data Rate : 6

	Freq	Level	Over	Limit	Read	Antenna	Cable	Preamp	Ant	Table	Remark
	MHz	dBuV/m	dB	dBuV/m	dBuV	dB/m	dB	dB	cm	deg	
1 @	1664.00	62.00	-12.00	74.00	67.07	27.43	3.03	35.53	100	0	Peak
2	1664.00	36.78	-17.22	54.00	41.85	27.43	3.03	35.53	100	243	Average
3	1994.00	59.53	-14.47	74.00	61.44	29.97	3.30	35.17	100	0	Peak
4	1994.00	37.01	-16.99	54.00	38.91	29.97	3.30	35.17	100	50	Average
5	2328.00	53.59	-20.41	74.00	55.08	30.23	3.69	35.40	100	0	Peak
6	2328.00	34.41	-19.59	54.00	35.90	30.23	3.69	35.40	100	304	Average



Trace: (Discrete)
 Site : 03CH06-HY
 Condition : HF-ANT-060410 VERTICAL
 EUT : Notebook+RCDMA
 Power : 120Vac/60Hz
 Model : FR 6D2906
 Memo : 11a Tx_CH42;5210MHz
 Data Rate : 6

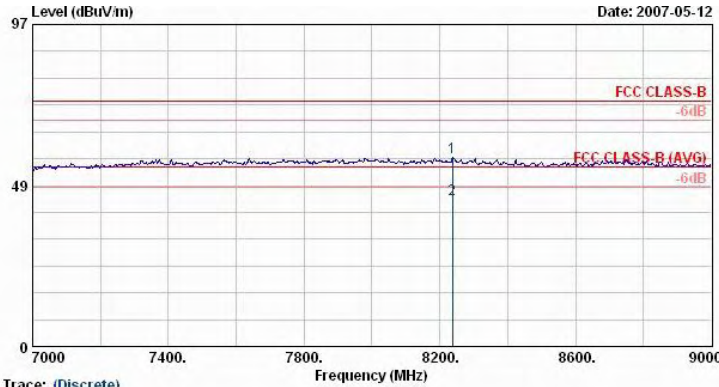
	Freq	Level	Over	Limit	Read	Antenna	Cable	Preamp	Ant	Table	Remark
	MHz	dBuV/m	dB	dBuV/m	dBuV	dB/m	dB	dB	cm	deg	
1	4968.00	48.44	-25.56	74.00	45.28	33.47	5.94	36.25	---	---	Peak



Trace: (Discrete)
 Site : 03CH06-HY
 Condition : HF-ANT-060410 VERTICAL
 EUT : Notebook+WCDMA
 Power : 120Vac/60Hz
 Model : FR 6D2906
 Memo : 11a Tx_CH42;5210MHz
 Data Rate : 6

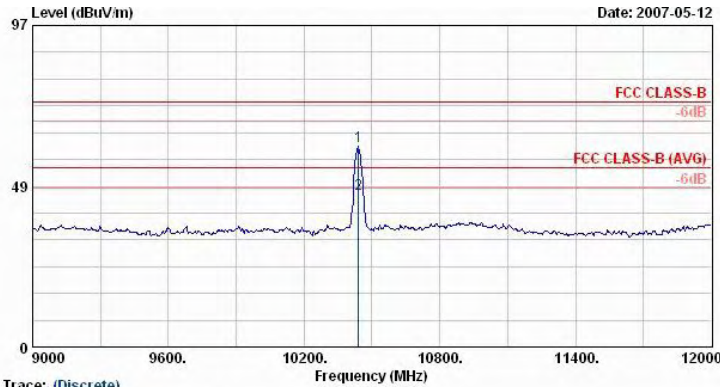
	Freq	Level	Over	Limit	Read	Antenna	Cable	Preamp	Ant	Table	Remark
	MHz	dBuV/m	dB	dBuV/m	Level	Factor	Loss	Factor	Pos	Pos	
					dBuV	dB/m	dB	dB	cm	deg	
1	5150.00	50.45	-23.55	74.00	46.83	33.60	6.21	36.19	100	0	Peak
2	5150.00	37.95	-16.05	54.00	34.33	33.60	6.21	36.19	100	278	Average
3 @	5220.00	105.54			101.75	33.60	6.35	36.16	100	0	Peak
4 @	5220.00	92.59			88.80	33.60	6.35	36.16	100	278	Average
5	5350.00	50.14	-23.86	74.00	46.03	33.60	6.59	36.08	100	0	Peak
6	5350.00	38.31	-15.69	54.00	34.20	33.60	6.59	36.08	100	278	Average

Remark: #3 and #4 Fundamental Signal



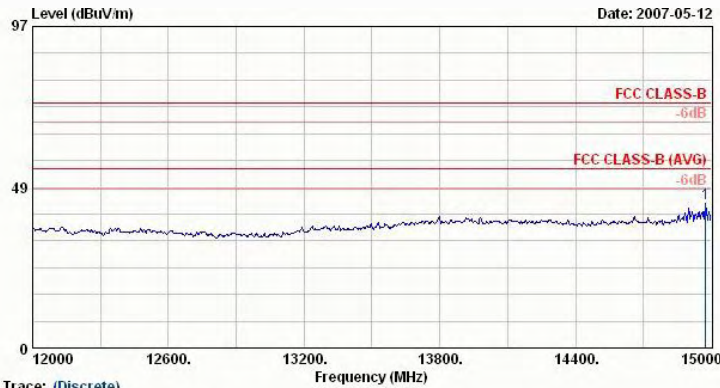
Trace: (Discrete)
 Site : 03CH06-HY
 Condition : HF-ANT-060410 VERTICAL
 EUT : Notebook+WCDMA
 Power : 120Vac/60Hz
 Model : FR 6D2906
 Memo : 11a Tx_CH42;5210MHz
 Data Rate : 6

	Freq	Level	Over	Limit	Read	Antenna	Cable	Preamp	Ant	Table	Remark
	MHz	dBuV/m	dB	dBuV/m	Level	Factor	Loss	Factor	Pos	Pos	
					dBuV	dB/m	dB	dB	cm	deg	
1	8238.00	56.87	-17.13	74.00	45.38	39.41	8.06	35.98	100	0	Peak
2 @	8238.00	44.45	-9.55	54.00	32.97	39.41	8.06	35.98	100	349	Average



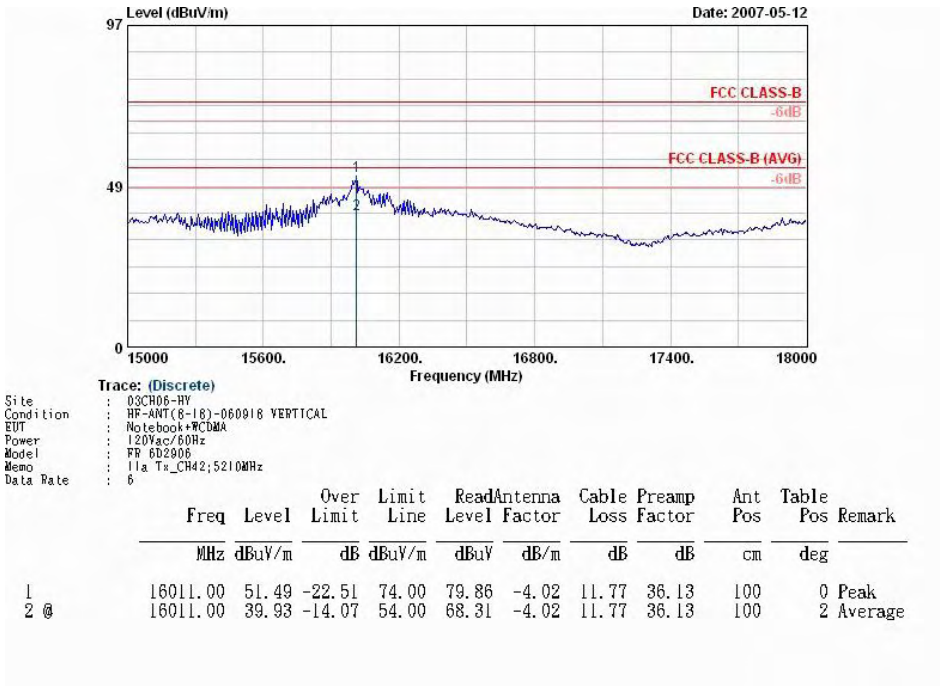
Trace: (Discrete)
 Site : 03CR06-HY
 Condition : RF-ANT(8-18)-060918 VERTICAL
 EUT : Notebook+PCDMA
 Power : 120Vac/60Hz
 Model : FR 6D2906
 Memo : 11a Tx_CH42;5210MHz
 Data Rate : 6

	Freq	Level	Over	Limit	Read	Antenna	Cable	Preamp	Ant	Table	Remark
	MHz	dBuV/m	dB	dBuV/m	dBuV	dB/m	dB	dB	cm	deg	
1 @	10440.00	60.62	-13.38	74.00	96.37	-8.60	9.46	36.62	100	0	Peak
2 @	10440.00	46.12	-7.88	54.00	81.87	-8.60	9.46	36.62	100	201	Average



Trace: (Discrete)
 Site : 03CR06-HY
 Condition : RF-ANT(8-18)-060918 VERTICAL
 EUT : Notebook+PCDMA
 Power : 120Vac/60Hz
 Model : FR 6D2906
 Memo : 11a Tx_CH42;5210MHz
 Data Rate : 6

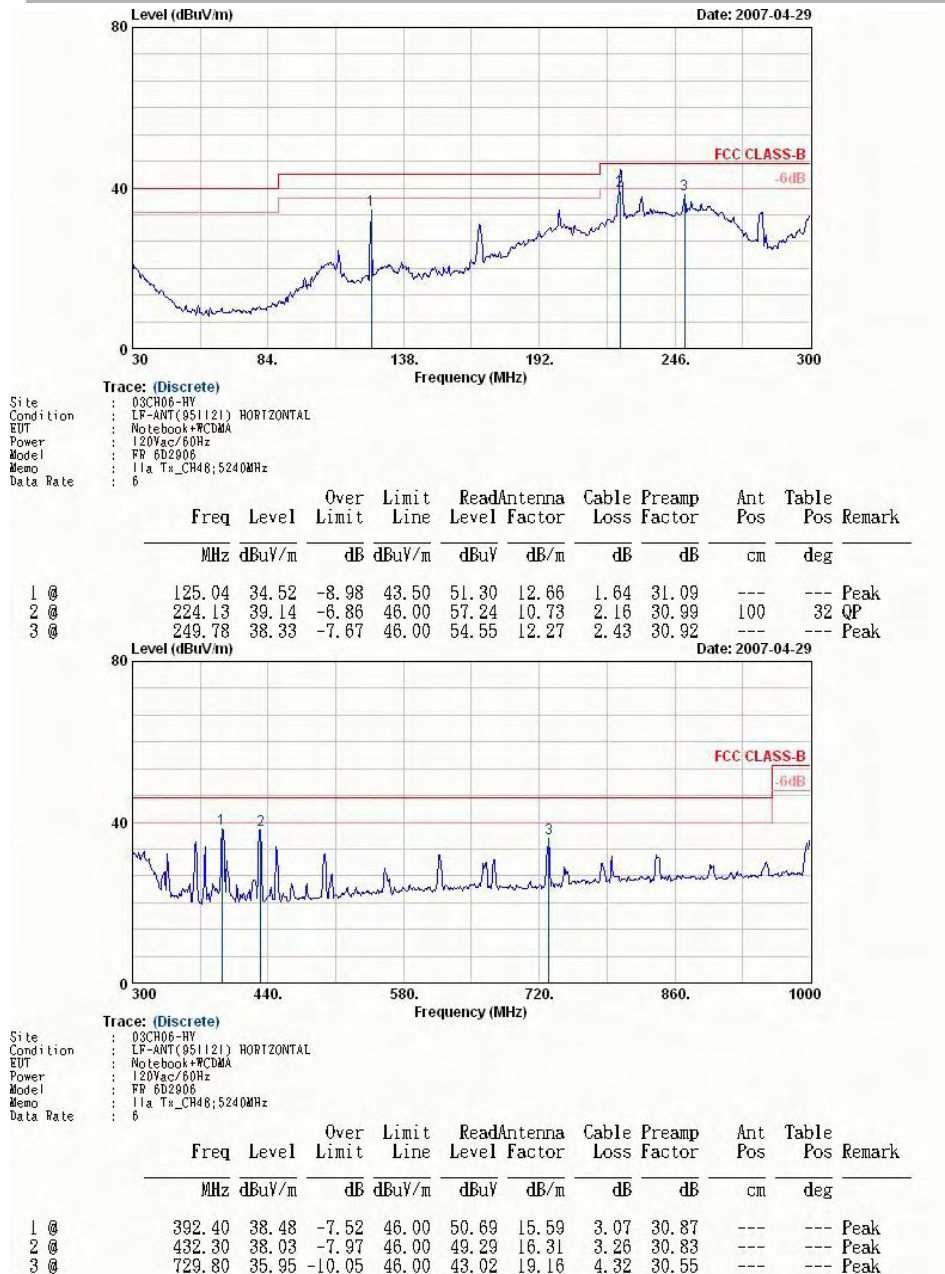
	Freq	Level	Over	Limit	Read	Antenna	Cable	Preamp	Ant	Table	Remark
	MHz	dBuV/m	dB	dBuV/m	dBuV	dB/m	dB	dB	cm	deg	
1	14976.00	43.62	-30.38	74.00	74.57	-6.22	11.27	36.01	---	---	Peak

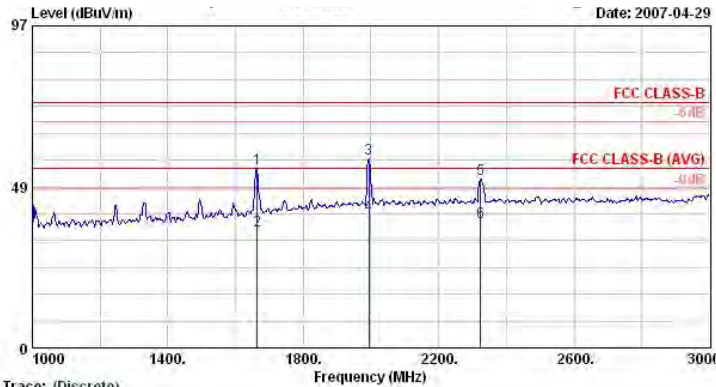


Remark : Frequency from 18GHz to 40GHz, the emission emitted by the EUT is too low to be measured.

- Test Mode : Mode 3
 - Temperature : 24°C
 - Relative Humidity :53%
 - Test Engineer : Andrew
 - Polarization : Horizontal

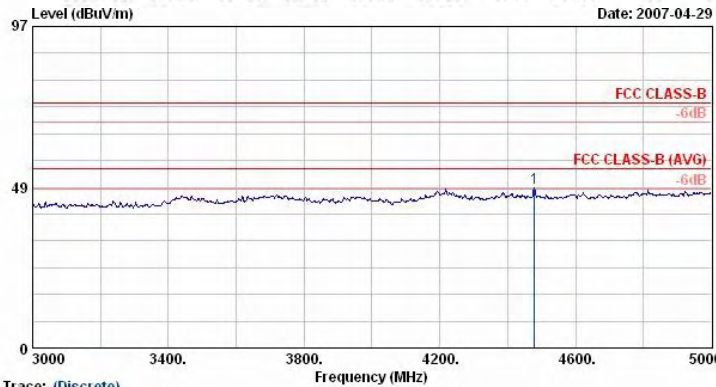
■ The test that passed at minimum margin was marked by the frame in the following table.





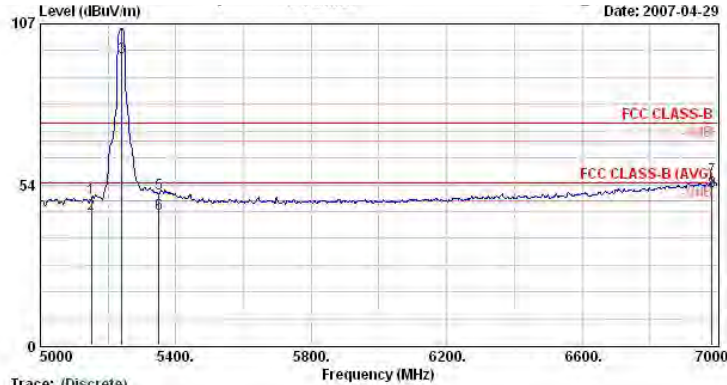
Trace: (Discrete)
 Site : 03CH06-RY
 Condition : HF-ANT-060410 HORIZONTAL
 EUT : Notebook+RCDMA
 Power : 120Vac/60Hz
 Model : FR 6D2906
 Memo : 11a Tx_CH48;5240MHz
 Data Rate : 6

	Freq	Level	Over	Limit	ReadAntenna	Cable	Preamp	Ant	Table	Remark
	MHz	dBuV/m	dB	dBuV/m	dBuV	dB/m	dB	dB	cm	deg
1 @	1664.00	54.19	-19.81	74.00	59.26	27.43	3.03	35.53	100	0 Peak
2 @	1664.00	35.33	-18.67	54.00	40.40	27.43	3.03	35.53	100	15 Average
3 @	1994.00	57.04	-16.96	74.00	58.95	29.97	3.30	35.17	100	0 Peak
4 @	1994.00	40.16	-13.84	54.00	42.06	29.97	3.30	35.17	100	172 Average
5 @	2324.00	51.00	-23.00	74.00	52.48	30.23	3.69	35.40	100	0 Peak
6 @	2324.00	37.87	-16.13	54.00	39.36	30.23	3.69	35.40	100	135 Average



Trace: (Discrete)
 Site : 03CH06-RY
 Condition : HF-ANT-060410 HORIZONTAL
 EUT : Notebook+RCDMA
 Power : 120Vac/60Hz
 Model : FR 6D2906
 Memo : 11a Tx_CH48;5240MHz
 Data Rate : 6

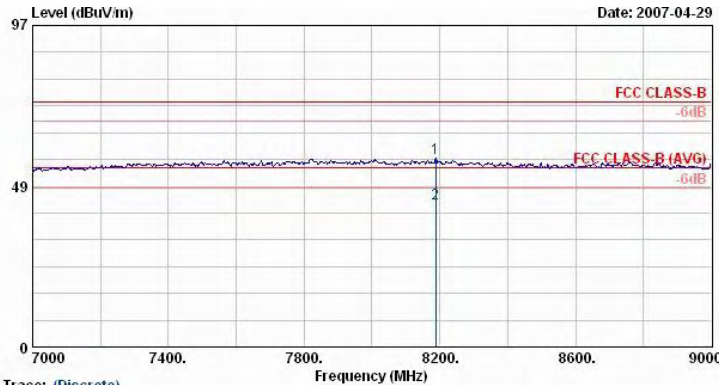
	Freq	Level	Over	Limit	ReadAntenna	Cable	Preamp	Ant	Table	Remark
	MHz	dBuV/m	dB	dBuV/m	dBuV	dB/m	dB	dB	cm	deg
1 @	4478.00	48.22	-25.78	74.00	46.76	31.68	5.60	35.82	---	---



Trace: (Discrete)
 Site : 03CH06-RY
 Condition : RF-ANT-060410 HORIZONTAL
 EUT : Notebook+WCDMA
 Power : 120Vac/60Hz
 Model : FR 6D2906
 Memo : 11a Tx_CH48;5240MHz
 Data Rate : 6

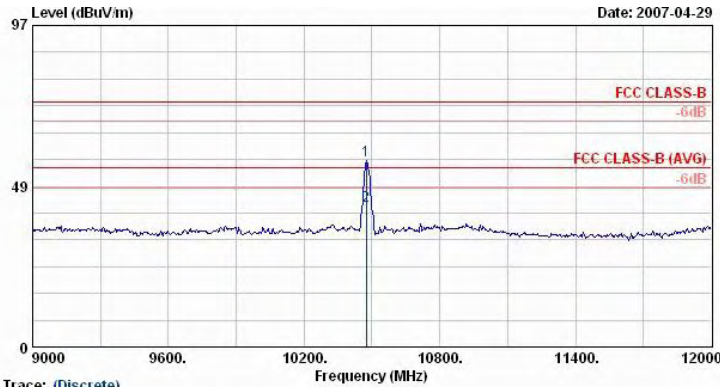
	Freq	Level	Over	Limit	ReadAntenna	Cable	Preamp	Ant	Table	Remark
	MHz	dBuV/m	dB	dBuV/m	dBuV	dB/m	dB	dB	cm	deg
1 @	5150.00	48.74	-25.26	74.00	45.12	33.60	6.21	36.19	100	0 Peak
2 @	5150.00	43.78	-10.22	54.00	40.16	33.60	6.21	36.19	126	292 Average
3 @	5240.00	95.93			92.09	33.60	6.39	36.15	126	292 Average
4 @	5240.00	105.57			101.74	33.60	6.39	36.15	100	0 Peak
5 @	5350.00	50.58	-23.42	74.00	46.47	33.60	6.59	36.08	100	0 Peak
6 @	5350.00	43.69	-10.31	54.00	39.58	33.60	6.59	36.08	126	292 Average
7 @	6984.00	55.57	-18.43	74.00	45.72	37.71	7.89	35.75	100	0 Peak
8 @	6984.00	51.21	-2.79	54.00	41.36	37.71	7.89	35.75	173	360 Average

Remark: #3 and #4 Fundamental Signal



Trace: (Discrete)
 Site : 03CH06-RY
 Condition : RF-ANT-060410 HORIZONTAL
 EUT : Notebook+WCDMA
 Power : 120Vac/60Hz
 Model : FR 6D2906
 Memo : 11a Tx_CH48;5240MHz
 Data Rate : 6

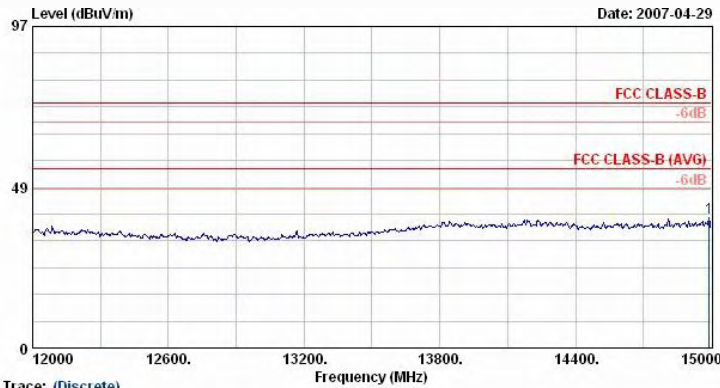
	Freq	Level	Over	Limit	ReadAntenna	Cable	Preamp	Ant	Table	Remark
	MHz	dBuV/m	dB	dBuV/m	dBuV	dB/m	dB	dB	cm	deg
1 @	8188.00	57.15	-16.85	74.00	45.66	39.45	8.00	35.96	100	0 Peak
2 @	8188.00	43.41	-10.59	54.00	31.92	39.45	8.00	35.96	100	52 Average



Site : 03CH06-HY
 Condition : RF-ANT(8-18)-060918 HORIZONTAL
 EUT : Notebook+PCDMA
 Power : 120Vac/60Hz
 Model : FR 6D2906
 Memo : 11a Tx_CH48;5240MHz
 Data Rate : 6

Trace: (Discrete)

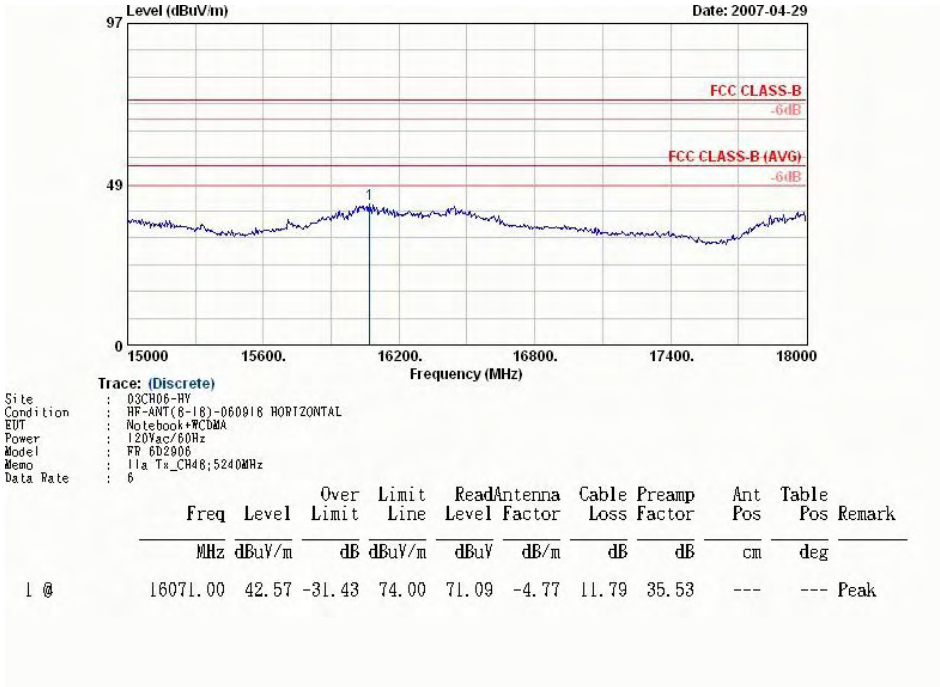
	Freq	Level	Over	Limit	Read	Antenna	Cable	Preamp	Ant	Table	Remark
	MHz	dBuV/m	dB	dBuV/m	dBuV	dB/m	dB	dB	cm	deg	
1 @	10476.00	56.25	-17.75	74.00	91.94	-8.53	9.48	36.64	100	0	Peak
2 @	10476.00	42.53	-11.47	54.00	78.22	-8.53	9.48	36.64	100	70	Average



Site : 03CH06-HY
 Condition : RF-ANT(8-18)-060918 HORIZONTAL
 EUT : Notebook+PCDMA
 Power : 120Vac/60Hz
 Model : FR 6D2906
 Memo : 11a Tx_CH48;5240MHz
 Data Rate : 6

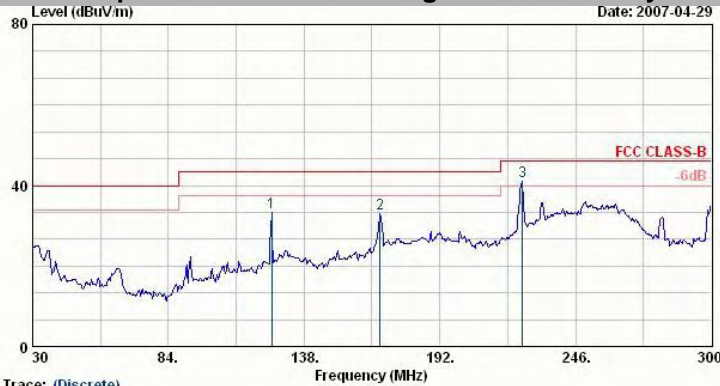
Trace: (Discrete)

	Freq	Level	Over	Limit	Read	Antenna	Cable	Preamp	Ant	Table	Remark
	MHz	dBuV/m	dB	dBuV/m	dBuV	dB/m	dB	dB	cm	deg	
1	14991.00	39.38	-34.62	74.00	70.35	-6.21	11.27	36.03	---	---	Peak



- Polarization : Vertical

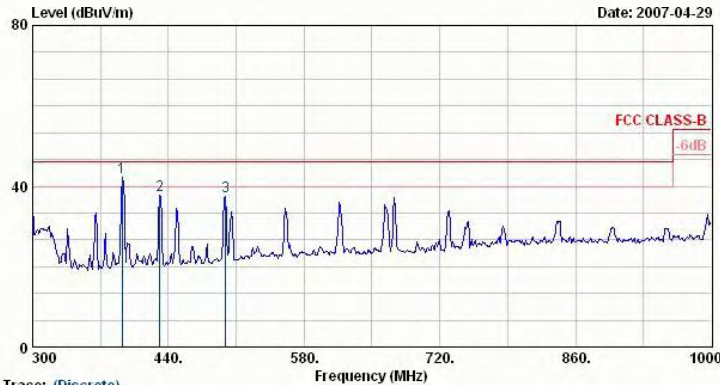
■ The test that passed at minimum margin was marked by the frame in the following table.



Site : 03CH06-HY
 Condition : LF-ANT(951121) VERTICAL
 EUT : Notebook+WCDMA
 Power : 120Vac/60Hz
 Model : FR 6D2906
 Memo : 11a Tx_CH48;5240MHz
 Data Rate : 6

Trace: (Discrete)

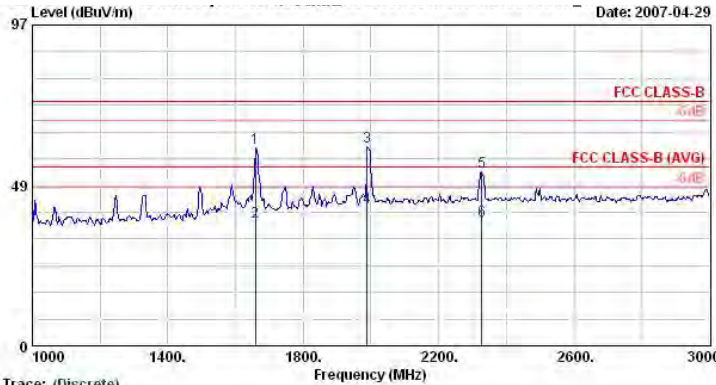
	Freq	Level	Over	Limit	ReadAntenna	Cable	Preamp	Ant	Table	Remark	
	MHz	dBuV/m	dB	dBuV/m	dBuV	dB/m	dB	dB	cm	deg	
1 @	125.04	33.39	-10.11	43.50	50.18	12.66	1.64	31.09	---	---	Peak
2 @	168.24	32.88	-10.62	43.50	52.11	9.94	1.83	31.01	---	---	Peak
3 @	224.94	40.98	-5.02	46.00	59.01	10.79	2.16	30.98	---	---	Peak



Site : 03CH06-HY
 Condition : LF-ANT(951121) VERTICAL
 EUT : Notebook+WCDMA
 Power : 120Vac/60Hz
 Model : FR 6D2906
 Memo : 11a Tx_CH48;5240MHz
 Data Rate : 6

Trace: (Discrete)

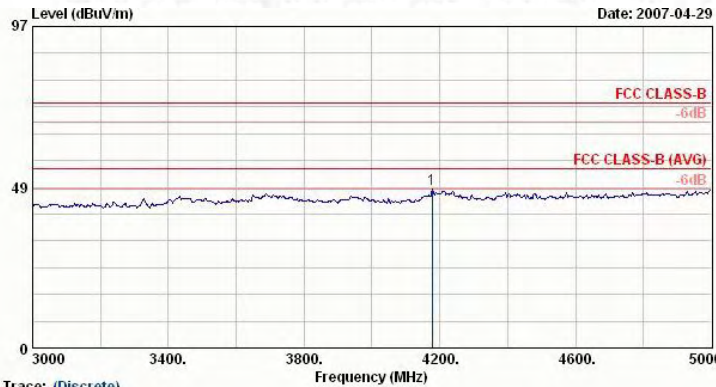
	Freq	Level	Over	Limit	ReadAntenna	Cable	Preamp	Ant	Table	Remark	
	MHz	dBuV/m	dB	dBuV/m	dBuV	dB/m	dB	dB	cm	deg	
1 @	392.40	42.10	-3.90	46.00	54.31	15.59	3.07	30.87	100	174	Peak
2 @	430.90	37.63	-8.37	46.00	48.93	16.27	3.26	30.83	---	---	Peak
3 @	498.80	37.49	-8.51	46.00	47.38	17.40	3.50	30.79	---	---	Peak



Site : 03CR06-RY
 Condition : HF-ANT-060410 VERTICAL
 EUT : Notebook+PCDMA
 Power : 120Vac/60Hz
 Model : FR 6D2906
 Memo : 11a Tx_CH48;5240MHz
 Data Rate : 6

Trace: (Discrete)

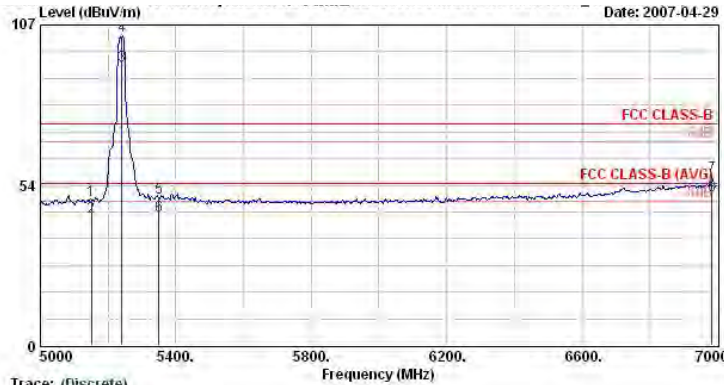
	Freq	Level	Over	Limit	ReadAntenna	Cable	Preamp	Ant	Table	Remark
	MHz	dBuV/m	dB	dBuV/m	dBuV	dB/m	dB	dB	cm	deg
1 @	1658.00	59.90	-14.10	74.00	64.97	27.43	3.03	35.53	100	0 Peak
2 @	1658.00	37.49	-16.51	54.00	42.56	27.43	3.03	35.53	100	249 Average
3 @	1988.00	60.11	-13.89	74.00	62.01	29.97	3.30	35.17	100	0 Peak
4 @	1988.00	41.66	-12.34	54.00	43.56	29.97	3.30	35.17	100	315 Average
5 @	2328.00	52.59	-21.41	74.00	54.07	30.23	3.69	35.40	100	0 Peak
6 @	2328.00	37.95	-16.05	54.00	39.44	30.23	3.69	35.40	100	118 Average



Site : 03CR06-RY
 Condition : HF-ANT-060410 VERTICAL
 EUT : Notebook+PCDMA
 Power : 120Vac/60Hz
 Model : FR 6D2906
 Memo : 11a Tx_CH48;5240MHz
 Data Rate : 6

Trace: (Discrete)

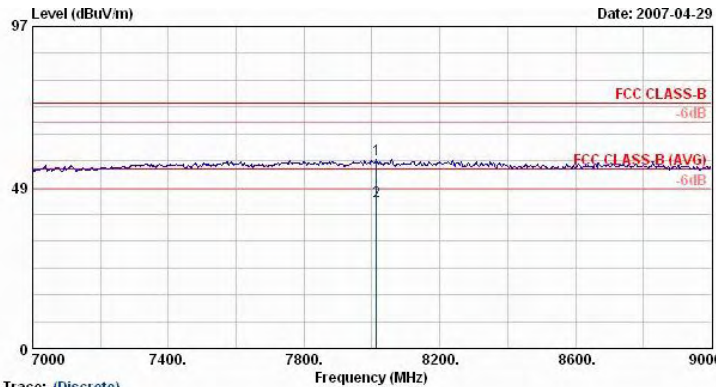
	Freq	Level	Over	Limit	ReadAntenna	Cable	Preamp	Ant	Table	Remark
	MHz	dBuV/m	dB	dBuV/m	dBuV	dB/m	dB	dB	cm	deg
1 @	4178.00	47.91	-26.09	74.00	47.08	31.26	5.29	35.72	---	---



Trace: (Discrete)
 Site : 03CH06-HY
 Condition : HF-ANT-060410 VERTICAL
 EUT : Notebook+WCDMA
 Power : 120Vac/60Hz
 Model : FR 6D2906
 Memo : 11a Tx_CH48;5240MHz
 Data Rate : 6

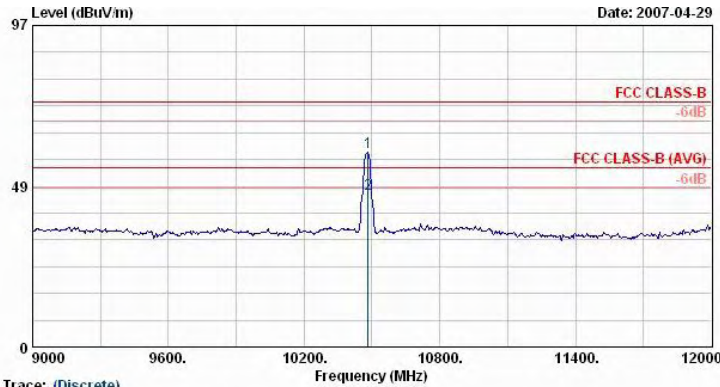
	Freq	Level	Over	Limit	ReadAntenna	Cable	Preamp	Ant	Table	Remark
	MHz	dBuV/m	dB	dBuV/m	dBuV	dB/m	dB	dB	cm	deg
1 @	5150.00	48.68	-25.32	74.00	45.06	33.60	6.21	36.19	100	0 Peak
2 @	5150.00	42.94	-11.06	54.00	39.32	33.60	6.21	36.19	100	282 Average
3 @	5240.00	93.58			89.74	33.60	6.39	36.15	100	282 Average
4 @	5240.00	103.44			99.61	33.60	6.39	36.15	100	0 Peak
5 @	5350.00	49.14	-24.86	74.00	45.03	33.60	6.59	36.08	100	0 Peak
6 @	5350.00	43.24	-10.76	54.00	39.13	33.60	6.59	36.08	100	282 Average
7 @	6984.00	56.39	-17.61	74.00	46.54	37.71	7.89	35.75	100	0 Peak
8 @	6984.00	50.15	-3.85	54.00	40.30	37.71	7.89	35.75	100	48 Average

Remark: #3 and #4 Fundamental Signal



Trace: (Discrete)
 Site : 03CH06-HY
 Condition : HF-ANT-060410 VERTICAL
 EUT : Notebook+WCDMA
 Power : 120Vac/60Hz
 Model : FR 6D2906
 Memo : 11a Tx_CH48;5240MHz
 Data Rate : 6

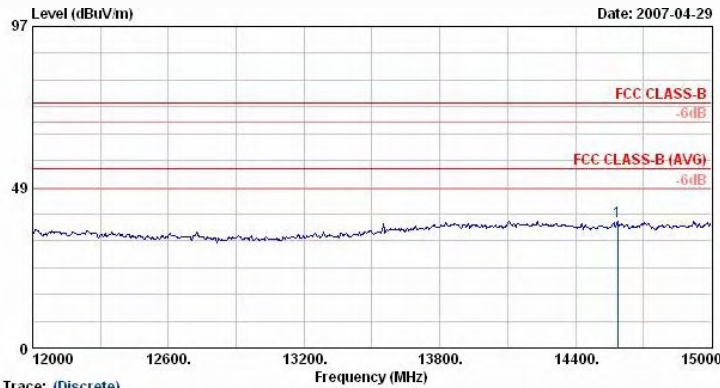
	Freq	Level	Over	Limit	ReadAntenna	Cable	Preamp	Ant	Table	Remark
	MHz	dBuV/m	dB	dBuV/m	dBuV	dB/m	dB	dB	cm	deg
1 @	8014.00	57.13	-16.87	74.00	45.59	39.59	7.81	35.86	100	0 Peak
2 @	8014.00	44.31	-9.69	54.00	32.77	39.59	7.81	35.86	100	74 Average



Site : 03CH06-HY
 Condition : RF-ANT(8-18)-060918 VERTICAL
 EUT : Notebook+PCDMA
 Power : 120Vac/60Hz
 Model : FR 6D2906
 Memo : 11a Tx_CH48;5240MHz
 Data Rate : 6

Trace: (Discrete)

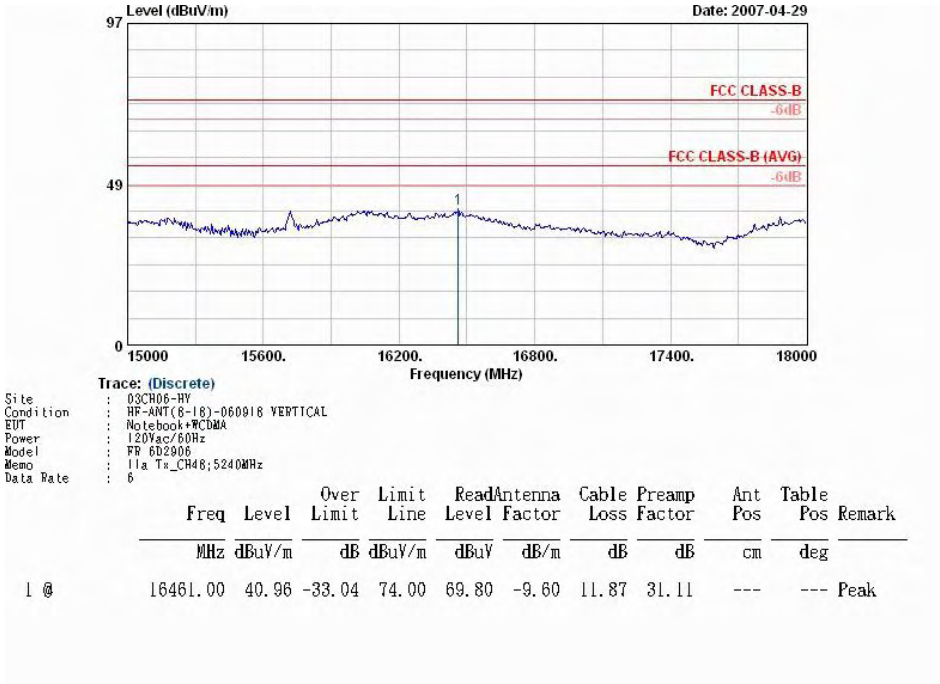
	Freq	Level	Over	Limit	Read	Antenna	Cable	Preamp	Ant	Table	Remark
	MHz	dBuV/m	dB	dBuV/m	dBuV	dB/m	dB	dB	cm	deg	
1 @	10482.00	58.65	-15.35	74.00	94.34	-8.53	9.48	36.64	100	0	Peak
2 @	10482.00	46.14	-7.86	54.00	81.83	-8.53	9.48	36.64	100	346	Average



Site : 03CH06-HY
 Condition : RF-ANT(8-18)-060918 VERTICAL
 EUT : Notebook+PCDMA
 Power : 120Vac/60Hz
 Model : FR 6D2906
 Memo : 11a Tx_CH48;5240MHz
 Data Rate : 6

Trace: (Discrete)

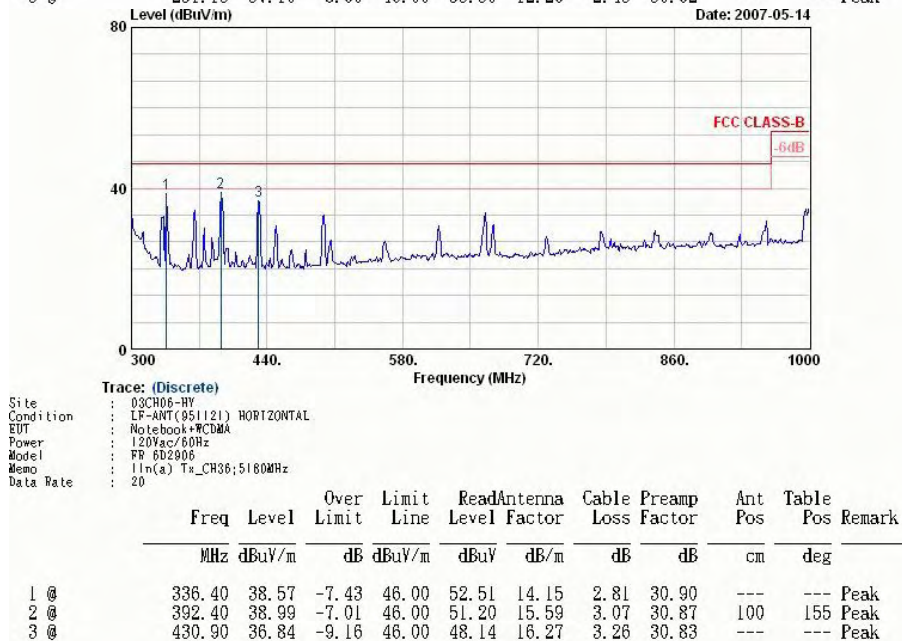
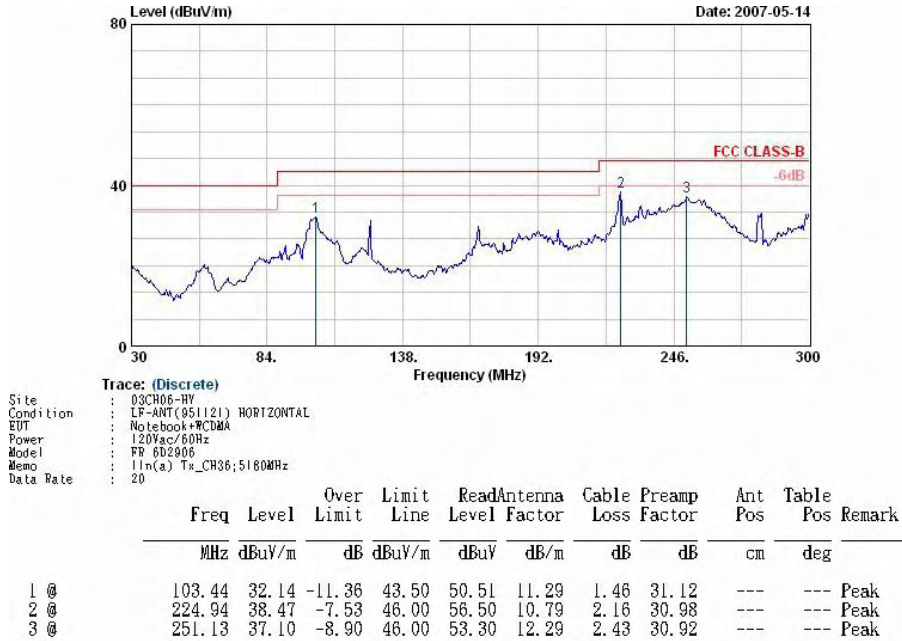
	Freq	Level	Over	Limit	Read	Antenna	Cable	Preamp	Ant	Table	Remark
	MHz	dBuV/m	dB	dBuV/m	dBuV	dB/m	dB	dB	cm	deg	
1	14586.00	38.24	-35.76	74.00	68.71	-6.53	11.66	35.60	---	---	Peak

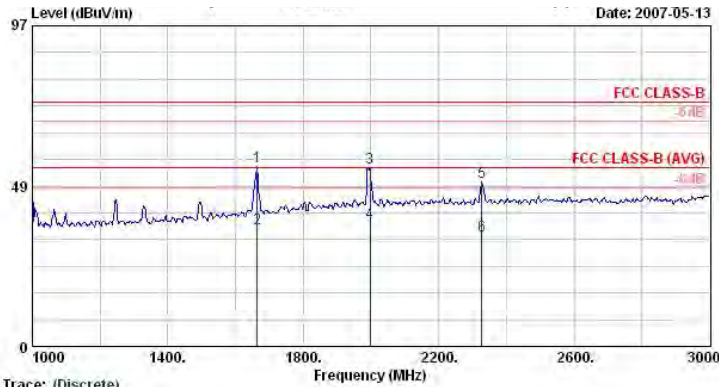


Remark : Frequency from 18GHz to 40GHz, the emission emitted by the EUT is too low to be measured.

- Test Mode : Mode 4
 - Temperature : 24°C
 - Relative Humidity :53%
 - Test Engineer : Andrew
 - Polarization : Horizontal

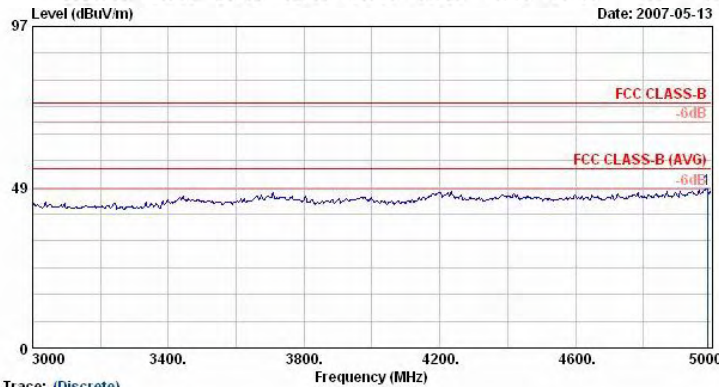
■ The test that passed at minimum margin was marked by the frame in the following table.





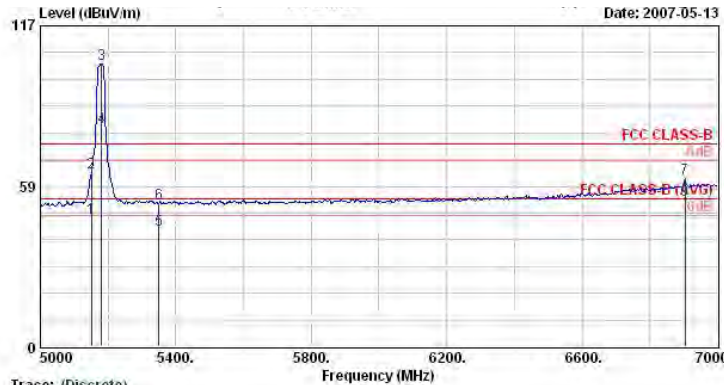
Trace: (Discrete)
 Site : 03CR06-HY
 Condition : HF-ANT-060410 HORIZONTAL
 EUT : Notebook+WCDMA
 Power : 120Vac/60Hz
 Model : FR 6D2906
 Memo : 11n(a) Tx_CH36;5180MHz
 Data Rate : 20

	Freq	Level	Over	Limit	ReadAntenna	Cable	Preamp	Ant	Table	Remark
	MHz	dBuV/m	dB	dBuV/m	dBuV	dB/m	dB	dB	cm	deg
1 @	1664.00	54.31	-19.69	74.00	59.38	27.43	3.03	35.53	100	0 Peak
2 @	1664.00	35.78	-18.22	54.00	40.85	27.43	3.03	35.53	100	7 Average
3 @	1998.00	54.10	-19.90	74.00	55.85	30.10	3.32	35.17	100	0 Peak
4 @	1998.00	37.49	-16.51	54.00	39.24	30.10	3.32	35.17	100	153 Average
5 @	2328.00	49.77	-24.23	74.00	51.25	30.23	3.69	35.40	100	0 Peak
6 @	2328.00	33.61	-20.39	54.00	35.10	30.23	3.69	35.40	100	308 Average



Trace: (Discrete)
 Site : 03CR06-HY
 Condition : HF-ANT-060410 HORIZONTAL
 EUT : Notebook+WCDMA
 Power : 120Vac/60Hz
 Model : FR 6D2906
 Memo : 11n(a) Tx_CH36;5180MHz
 Data Rate : 20

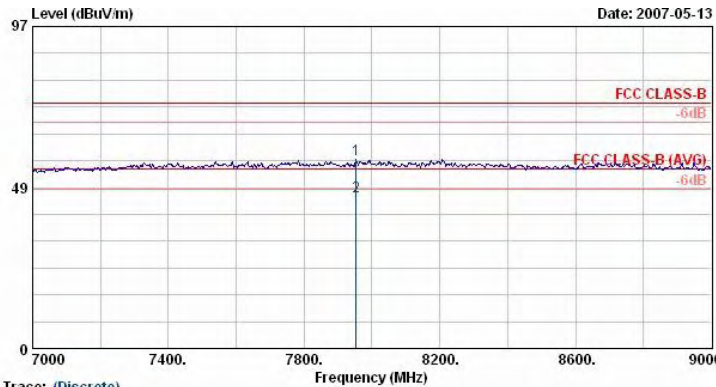
	Freq	Level	Over	Limit	ReadAntenna	Cable	Preamp	Ant	Table	Remark
	MHz	dBuV/m	dB	dBuV/m	dBuV	dB/m	dB	dB	cm	deg
1 @	4988.00	47.85	-26.15	74.00	44.55	33.60	5.96	36.25	---	---



Trace: (Discrete)
 Site : 03CH06-HY
 Condition : HF-ANT-060410 HORIZONTAL
 EUT : Notebook+WCDMA
 Power : 120Vac/60Hz
 Model : FR 6D2906
 Memo : 11n(a) Tx_CH36;5180MHz
 Data Rate : 20

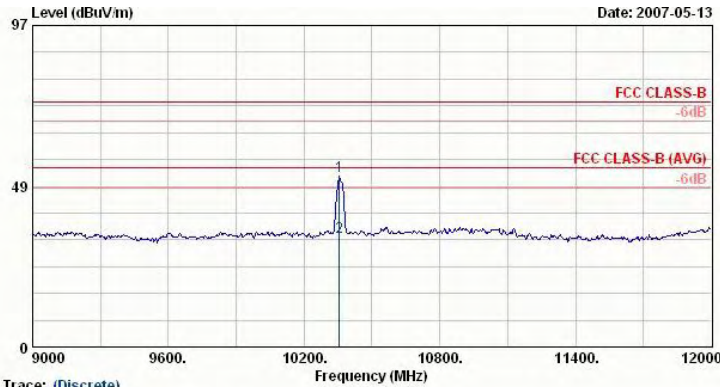
	Freq	Level	Over	Limit	ReadAntenna	Cable	Preamp	Ant	Table	Remark
	MHz	dBuV/m	dB	dBuV/m	dBuV	dB/m	dB	dB	cm	deg
1 @	5150.00	47.06	-6.94	54.00	43.44	33.60	6.21	36.19	100	319 Average
2 @	5150.00	63.60	-10.40	74.00	59.98	33.60	6.21	36.19	100	0 Peak
3 @	5180.00	103.21			99.51	33.60	6.28	36.18	100	0 Peak
4 @	5180.00	79.89			76.19	33.60	6.28	36.18	100	319 Average
5 @	5350.00	42.74	-11.26	54.00	38.63	33.60	6.59	36.08	100	319 Average
6 @	5350.00	52.30	-21.70	74.00	48.19	33.60	6.59	36.08	100	0 Peak
7 @	6904.00	61.51	-12.49	74.00	52.23	37.24	7.79	35.74	100	0 Peak
8 @	6904.00	53.43	-0.57	54.00	44.15	37.24	7.79	35.74	166	0 Average

Remark: #3 and #4 Fundamental Signal



Trace: (Discrete)
 Site : 03CH06-HY
 Condition : HF-ANT-060410 HORIZONTAL
 EUT : Notebook+WCDMA
 Power : 120Vac/60Hz
 Model : FR 6D2906
 Memo : 11n(a) Tx_CH36;5180MHz
 Data Rate : 20

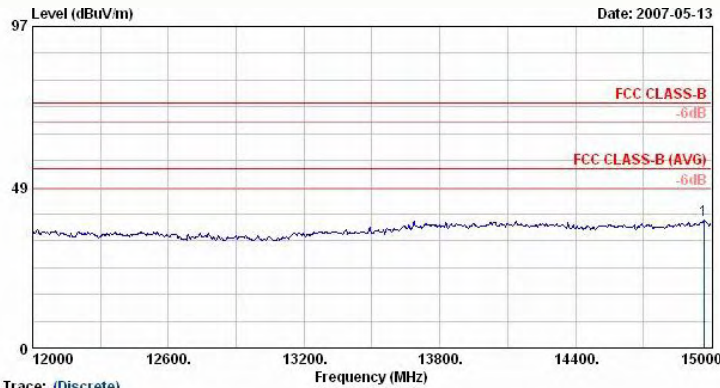
	Freq	Level	Over	Limit	ReadAntenna	Cable	Preamp	Ant	Table	Remark
	MHz	dBuV/m	dB	dBuV/m	dBuV	dB/m	dB	dB	cm	deg
1 @	7954.00	56.93	-17.07	74.00	45.48	39.53	7.78	35.86	100	0 Peak
2 @	7954.00	45.86	-8.14	54.00	34.41	39.53	7.78	35.86	100	197 Average



Site : 03CH06-HY
 Condition : HF-ANT(8-18)-060918 HORIZONTAL
 EUT : Notebook+PCDMA
 Power : 120Vac/60Hz
 Model : FR 6D2906
 Memo : 11n(a) Tx_CH36;5180MHz
 Data Rate : 20

Trace: (Discrete)

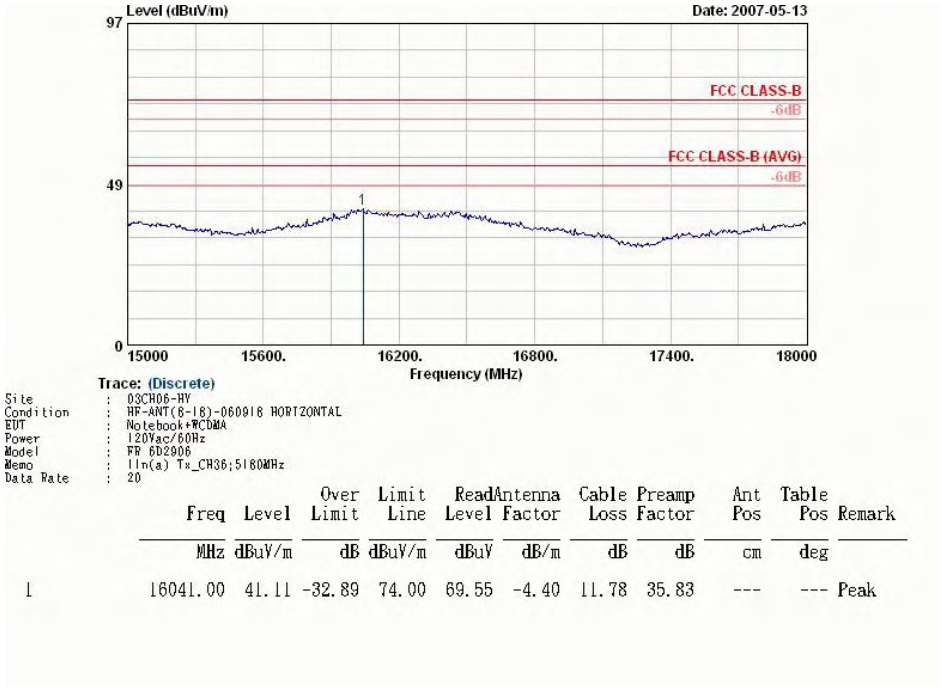
	Freq	Level	Over	Limit	ReadAntenna	Cable	Preamp	Ant	Table	Remark
	MHz	dBuV/m	dB	dBuV/m	dBuV	dB/m	dB	dB	cm	deg
1 @	10356.00	51.39	-22.61	74.00	87.30	-8.72	9.41	36.59	100	0 Peak
2 @	10356.00	33.22	-20.78	54.00	69.12	-8.72	9.41	36.59	100	63 Average



Site : 03CH06-HY
 Condition : HF-ANT(8-18)-060918 HORIZONTAL
 EUT : Notebook+PCDMA
 Power : 120Vac/60Hz
 Model : FR 6D2906
 Memo : 11n(a) Tx_CH36;5180MHz
 Data Rate : 20

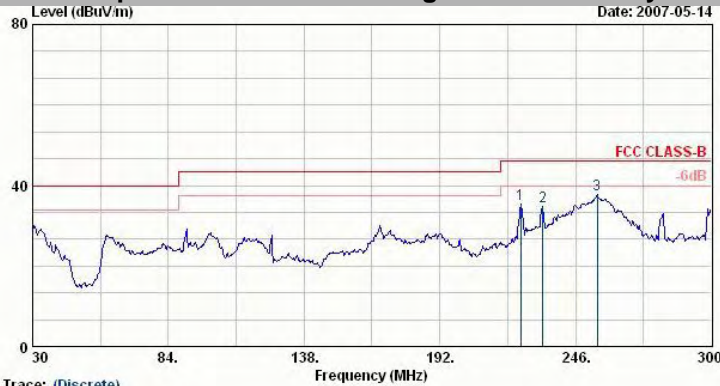
Trace: (Discrete)

	Freq	Level	Over	Limit	ReadAntenna	Cable	Preamp	Ant	Table	Remark
	MHz	dBuV/m	dB	dBuV/m	dBuV	dB/m	dB	dB	cm	deg
1	14967.00	38.69	-35.31	74.00	69.64	-6.22	11.29	36.01	---	---



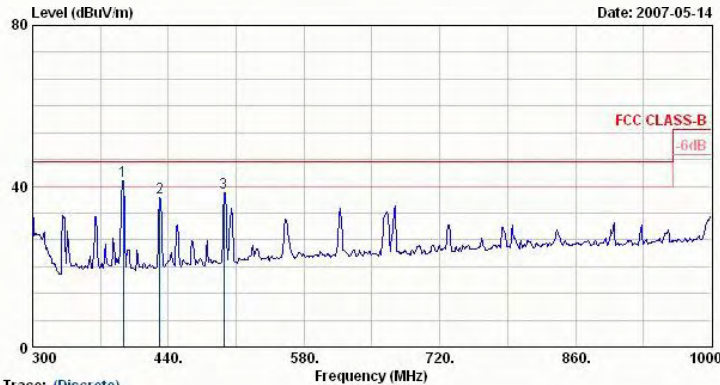
- Polarization : Vertical

■ The test that passed at minimum margin was marked by the frame in the following table.



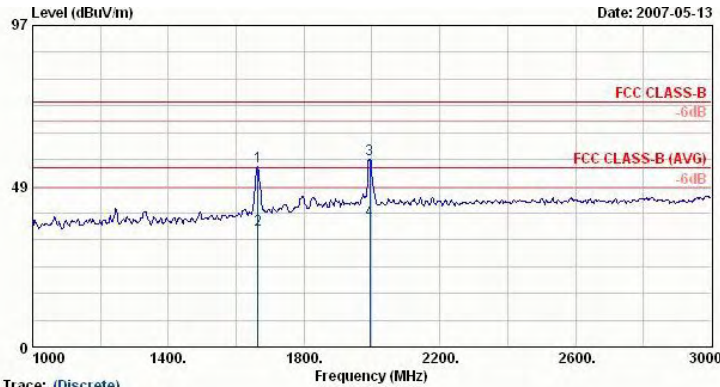
Trace: (Discrete)
 Site : 03CH06-HY
 Condition : LF-ANT(951121) VERTICAL
 EUT : Notebook+WCDMA
 Power : 120Vac/60Hz
 Model : FR 6D2906
 Memo : 11n(a) Tx_CH36;5180MHz
 Data Rate : 20

	Freq	Level	Over	Limit	ReadAntenna	Cable	Preamp	Ant	Table	Remark	
	MHz	dBuV/m	dB	dBuV/m	dBuV	dB/m	dB	dB	cm	deg	
1 @	224.13	35.41	-10.59	46.00	53.51	10.73	2.16	30.99	---	---	Peak
2 @	233.04	34.67	-11.33	46.00	52.12	11.24	2.24	30.93	---	---	Peak
3 @	254.64	37.64	-8.36	46.00	53.76	12.36	2.45	30.94	---	---	Peak



Trace: (Discrete)
 Site : 03CH06-HY
 Condition : LF-ANT(951121) VERTICAL
 EUT : Notebook+WCDMA
 Power : 120Vac/60Hz
 Model : FR 6D2906
 Memo : 11n(a) Tx_CH36;5180MHz
 Data Rate : 20

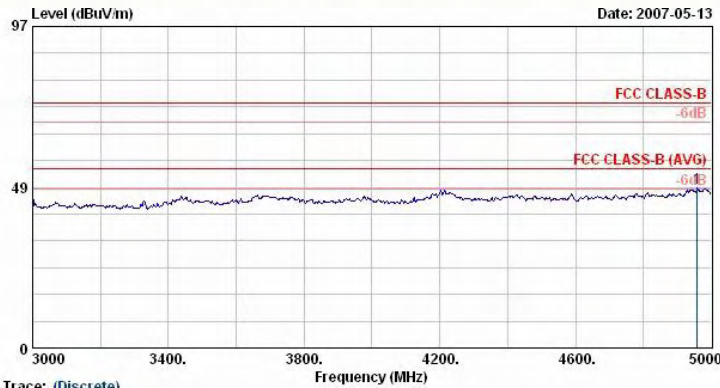
	Freq	Level	Over	Limit	ReadAntenna	Cable	Preamp	Ant	Table	Remark	
	MHz	dBuV/m	dB	dBuV/m	dBuV	dB/m	dB	dB	cm	deg	
1 @	393.80	41.27	-4.73	46.00	53.45	15.61	3.07	30.87	100	256	Peak
2 @	430.90	37.19	-8.81	46.00	48.49	16.27	3.26	30.83	---	---	Peak
3 @	497.40	38.51	-7.49	46.00	48.41	17.38	3.50	30.79	---	---	Peak



Site : 03CH06-HY
 Condition : RF-ANT-060410 VERTICAL
 EUT : Notebook+PCDMA
 Power : 120Vac/60Hz
 Model : FR 6D2906
 Memo : 11n(a) Tx_CH36;5180MHz
 Data Rate : 20

Trace: (Discrete)

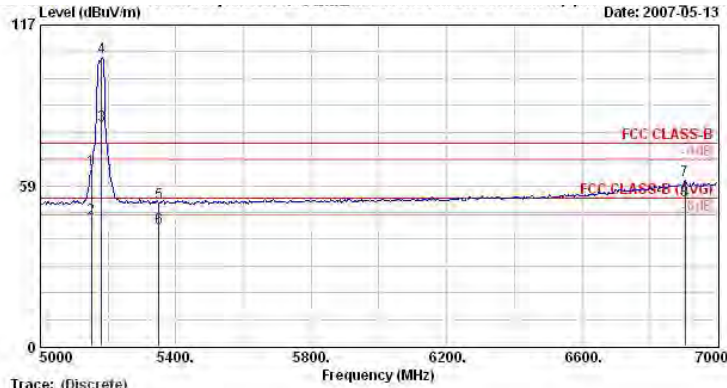
	Freq	Level	Over	Limit	ReadAntenna	Cable	Preamp	Ant	Table	Remark
	MHz	dBuV/m	dB	dBuV/m	dBuV	dB/m	dB	dB	cm	deg
1 @	1664.00	54.37	-19.63	74.00	59.45	27.43	3.03	35.53	100	360 Peak
2 @	1664.00	35.35	-18.65	54.00	40.42	27.43	3.03	35.53	100	227 Average
3 @	1994.00	56.78	-17.22	74.00	58.68	29.97	3.30	35.17	100	360 Peak
4 @	1994.00	38.40	-15.60	54.00	40.30	29.97	3.30	35.17	100	89 Average



Site : 03CH06-HY
 Condition : RF-ANT-060410 VERTICAL
 EUT : Notebook+PCDMA
 Power : 120Vac/60Hz
 Model : FR 6D2906
 Memo : 11n(a) Tx_CH36;5180MHz
 Data Rate : 20

Trace: (Discrete)

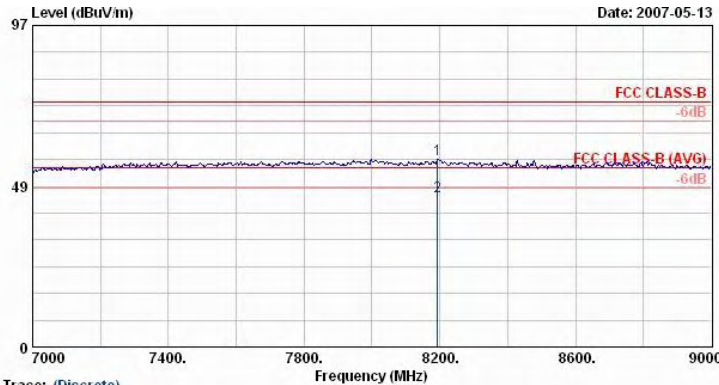
	Freq	Level	Over	Limit	ReadAntenna	Cable	Preamp	Ant	Table	Remark
	MHz	dBuV/m	dB	dBuV/m	dBuV	dB/m	dB	dB	cm	deg
1 @	4958.00	48.21	-25.79	74.00	45.04	33.47	5.93	36.23	---	---



Trace: (Discrete)
 Site : 03CH06-HY
 Condition : HF-ANT-060410 VERTICAL
 EUT : Notebook+WCDMA
 Power : 120Vac/60Hz
 Model : FR 6D2906
 Memo : 11n(a) Tx_CH36;5180MHz
 Data Rate : 20

	Freq	Level	Over	Limit	ReadAntenna	Cable	Preamp	Ant	Table	Remark
	MHz	dBuV/m	dB	dBuV/m	dBuV	dB/m	dB	dB	cm	deg
1 @	5150.00	64.50	-9.50	74.00	60.88	33.60	6.21	36.19	100	360 Peak
2 @	5150.00	46.65	-7.35	54.00	43.03	33.60	6.21	36.19	100	284 Average
3 @	5180.00	80.56			76.86	33.60	6.28	36.18	100	284 Average
4 @	5180.00	105.19			101.48	33.60	6.28	36.18	100	360 Peak
5 @	5350.00	52.26	-21.74	74.00	48.15	33.60	6.59	36.08	100	360 Peak
6 @	5350.00	42.89	-11.11	54.00	38.78	33.60	6.59	36.08	100	284 Average
7 @	6904.00	60.57	-13.43	74.00	51.28	37.24	7.79	35.74	100	360 Peak
8 @	6904.00	52.91	-1.09	54.00	43.63	37.24	7.79	35.74	200	5 Average

Remark: #3 and #4 Fundamental Signal



Trace: (Discrete)
 Site : 03CH06-HY
 Condition : HF-ANT-060410 VERTICAL
 EUT : Notebook+WCDMA
 Power : 120Vac/60Hz
 Model : FR 6D2906
 Memo : 11n(a) Tx_CH36;5180MHz
 Data Rate : 20

	Freq	Level	Over	Limit	ReadAntenna	Cable	Preamp	Ant	Table	Remark
	MHz	dBuV/m	dB	dBuV/m	dBuV	dB/m	dB	dB	cm	deg
1 @	8194.00	56.61	-17.39	74.00	45.10	39.45	8.02	35.96	100	360 Peak
2 @	8194.00	45.47	-8.53	54.00	33.96	39.45	8.02	35.96	100	73 Average