


EMC Technologies Report Number: M060760_Cert_EYTF3CSFT_WLAN

APPENDIX B2

Test Setup Photograph



Peak Output Power, Bandwidth, Harmonics, Band Edge and Channel Occupancy Test Setup




FCC Part 15 class B test set up photos

Photos extracted from report FG06-085EAL



Photo-1.1 Radiated emission measurement; 30-1000 MHz (Front)



- PC-2 and HUB were set at outside of the chamber.

Photo-1.2 Radiated emission measurement; 30-1000 MHz (Back)




Photo-1.3 Radiated emission measurement; 1-6 GHz (Front)




Photo-2.1 Conducted emission measurement

