


**EMC Technologies Report Number: M060758\_Cert\_EYTF3CSFT\_WLAN**

## **APPENDIX B2**

### **Test Setup Photograph**



### Peak Output Power, Bandwidth, Harmonics, Band Edge and Channel Occupancy Test Setup




**FCC Part 15 class B test set up photos**

**Photos extracted from report FG06-084EAL**



Photo-1.1 Radiated emission measurement; 30-1000 MHz (Front)



• PC-2 and HUB were set at outside of the chamber.

Photo-1.2 Radiated emission measurement; 30-1000 MHz (Back)




Photo-1.3 Radiated emission measurement; 1-6 GHz (Front)




Photo-2.1 Conducted emission measurement

