


EMC Technologies Report Number: M050532_Cert_WLL4070_11abg_DTS_BT

APPENDIX B2 – Test Setup Photographs




APPENDIX B2 – Test Setup Photographs

Peak Output Power, Power Spectral Density, Bandwidth and Band Edge Test Setup



TEST SETUP PHOTOS
EXTRACTED FROM REPORT FG05_053EAL_EMI_C1320_Cotton

Photo-1.1 Radiated emission measurement; 30-1000 MHz (Front)



• PC-2 and HUB were set at outside of the chamber.

Photo-1.2 Radiated emission measurement; 30-1000 MHz (Back)




Photo-1.3 Radiated emission measurement; 1-12 GHz (Front)




Photo-2 Conducted emission measurement

