


EMC Technologies Report Number: M050508_Cert_BT_WLL4070_11abg

APPENDIX B2 – Test Setup Photograph



APPENDIX B2 – Test Setup Photograph

Peak Output Power, Power Spectral Density, Bandwidth and Band Edge Test Setup




APPENDIX B2 – Test Setup Photograph

Test Setup Photos for FCC Part 15 Testing

Photos extracted from Report FG05-050EAL

Photo-1.1 Radiated emission measurement; 30-1000 MHz (Front)



• PC-2 and HUB were set at outside of the chamber.

Photo-1.2 Radiated emission measurement; 30-1000 MHz (Back)




Photo-1.3 Radiated emission measurement; 1-6 GHz (Front)




Photo-2.1 Conducted emission measurement

