


Power Line Conducted Emissions




Radiated Emissions – 9kHz to 30 MHz



Radiated Emissions – 30 MHz to 1 GHz




Radiated Emissions – 1GHz to 40 GHz






Antenna Conducted Measurements



Monitoring and threshold Setup



Frequency Stability

