

MEASUREMENT/TECHNICAL REPORT



Technologies Corporation

EMC Test Laboratory

Cedar Rapids, IA

Intermec Technologies Corporation

Cellular Radio Module

OEM From RIM 902

REPORT NO: 20000822-1

DATE: August 22, 2000

APPENDIX A

RADIO MODULE AND ANTENNA PHOTOGRAPHS

Photo 1: Shows the front view of the radio module.



Photo 2: Shows the back side of the radio module.





Photo 3: Shows the side view of the radio module.



4: Photo Shows the top view of the radio module.




Photo 5: Shows the bottom view of the radio module and antenna connector.



6: Photo Shows the Centurion antenna.




Photo 7: Photo Shows the Mobile Mark antenna.

