

Justification

The EUT is a CDMA radio module (FCC ID: EHAEM3420). The CDMA radio is installed in an Intermecc Handheld Computer, Model 700C. The 700C contains three co-located radio modules (CDMA, 802.11(b) and Bluetooth). The 802.11(b) and Bluetooth radios have been previously certified for portable, co-located use in the 700C (FCC ID: HN22011B-2, FCC ID: EHABTS080). The EUT was tested in standalone mode, and it was tested with these co-located radios in the 700C. In addition to these configurations, the 700C can be installed in an Intermecc Printer, Model 6820, or a Handheld Pistol Grip, IP3. The EUT can transmit simultaneously with Bluetooth when the 700C is installed in the printer (FCC ID: EHABTS080-1), or the EUT can transmit simultaneously with RFID when the 700C is installed in the pistol grip (FCC ID: EHARFID915PCC-6).

All possible combinations of harmonic emissions from the CDMA, 802.11(b), and Bluetooth radios were compared numerically. It was determined that there were no possible coincidental harmonics below 1 GHz. All the radios were configured for simultaneous transmission, and the CDMA radio was tested in standalone mode at the channels specified below:

Channels in Specified Band Investigated:	
802.11(b):	1, 5, 8, 11
CDMA (Cellular):	54, 55, 310, 395, 467, 477, 602, 727 Low, Mid, High
CDMA (PCS):	1, 35, 41, 932, 1117, 1153, 1175 Low, Mid, High
Bluetooth:	5, 11, 62, 68, 79
RFID:	7, 8, 12, 47, 50, 62, 69, 71, 73

Operating Modes Investigated:	
Standalone Mode	
Standalone transmission of CDMA (PCS) Low Channel	
Standalone transmission of CDMA (PCS) Mid Channel	
Standalone transmission of CDMA (PCS) High Channel	
Standalone transmission of CDMA (Cellular) Low Channel	
Standalone transmission of CDMA (Cellular) Mid Channel	
Standalone transmission of CDMA (Cellular) High Channel	
Simultaneous transmission of CDMA (cellular), Bluetooth, and 802.11(b) in 700C and Bluetooth in 6820 Printer	
Simultaneous transmission of CDMA (cellular) Ch. 467, Bluetooth Ch. 11, and 802.11(b) Ch. 1	
Simultaneous transmission of CDMA (cellular) Ch. 395, Bluetooth Ch. 5, and 802.11(b) Ch. 1	
Simultaneous transmission of CDMA (cellular) Ch. 55, Bluetooth Ch. 79, and 802.11(b) Ch. 11	
Simultaneous transmission of CDMA (cellular) Ch. 54, Bluetooth Ch. 79, and 802.11(b) Ch. 11	
Simultaneous transmission of CDMA (PCS), Bluetooth, and 802.11(b) in 700C and Bluetooth in 6820 Printer	
Simultaneous transmission of CDMA (PCS) Ch. 1, Bluetooth Ch. 11, and 802.11(b) Ch. 1	
Simultaneous transmission of CDMA (PCS) Ch. 1153, Bluetooth Ch. 11, and 802.11(b) Ch. 1	
Simultaneous transmission of CDMA (PCS) Ch. 35, Bluetooth Ch. 68, and 802.11(b) Ch. 11	
Simultaneous transmission of CDMA (PCS) Ch. 1153, Bluetooth Ch. 62, and 802.11(b) Ch. 11	

Simultaneous transmission of CDMA (PCS) and 802.11(b) in 700C and RFID in IP3 Pistol Grip
Simultaneous transmission of CDMA (PCS) Ch. 41, 802.11(b) Ch. 11, and RFID Ch. 69
Simultaneous transmission of CDMA (PCS) Ch. 1175, 802.11(b) Ch. 1, and RFID Ch. 12
Simultaneous transmission of CDMA (PCS) Ch. 1117, 802.11(b) Ch. 11, and RFID Ch. 7
Simultaneous transmission of CDMA (PCS) Ch. 932, 802.11(b) Ch. 11, and RFID Ch. 8
Simultaneous transmission of CDMA (PCS) Ch. 1117, 802.11(b) Ch. 1, and RFID Ch. 50
Simultaneous transmission of CDMA (PCS) Ch. 1117, 802.11(b) Ch. 1, and RFID Ch. 62
Simultaneous transmission of CDMA (PCS) Ch. 1175, 802.11(b) Ch. 11, and RFID Ch. 7
Simultaneous transmission of CDMA (cellular) and 802.11(b) in 700C and RFID in IP3 Pistol Grip
Simultaneous transmission of CDMA (Cellular) Ch. 477, 802.11(b) Ch. 1, and RFID Ch. 12
Simultaneous transmission of CDMA (Cellular) Ch. 727, 802.11(b) Ch. 8, and RFID Ch. 47
Simultaneous transmission of CDMA (Cellular) Ch. 602, 802.11(b) Ch. 1, and RFID Ch. 73
Simultaneous transmission of CDMA (Cellular) Ch. 310, 802.11(b) Ch. 5, and RFID Ch. 71
Simultaneous transmission of CDMA (Cellular) Ch. 310, 802.11(b) Ch. 11, and RFID Ch. 71
Simultaneous transmission of CDMA (cellular), Bluetooth, and 802.11(b) in 700C
Simultaneous transmission of CDMA (Cellular) Ch. 467, Bluetooth Ch. 11, and 802.11(b) Ch. 1
Simultaneous transmission of CDMA (Cellular) Ch. 395, Bluetooth Ch. 5, and 802.11(b) Ch. 1
Simultaneous transmission of CDMA (Cellular) Ch. 55, Bluetooth Ch. 79, and 802.11(b) Ch. 11
Simultaneous transmission of CDMA (Cellular) Ch. 54, Bluetooth Ch. 79, and 802.11(b) Ch. 11
Simultaneous transmission of CDMA (PCS), Bluetooth, and 802.11(b) in 700C
Simultaneous transmission of CDMA (PCS) Ch. 1, Bluetooth Ch. 11, and 802.11(b) Ch. 1
Simultaneous transmission of CDMA (PCS) Ch. 1153, Bluetooth Ch. 11, and 802.11(b) Ch. 1
Simultaneous transmission of CDMA (PCS) Ch. 35, Bluetooth Ch. 68, and 802.11(b) Ch. 11
Simultaneous transmission of CDMA (PCS) Ch. 1153, Bluetooth Ch. 62, and 802.11(b) Ch. 11

Data Rates Investigated:

Maximum

Output Power Setting(s) Investigated:

Maximum

Power Input Settings Investigated:

120 VAC, 60 Hz.

Antennas Investigated:

802.11(b):	Custom internal to 700C
CDMA (Cellular):	805-606-102 Dual Band CDMA 900/1900MHz Antenna (SB555)
CDMA (PCS):	805-666-204 Single Band CDMA 1900MHz Antenna (SB555)
Bluetooth:	Integral PCB trace
RFID:	IP3 integral antenna (internal to IP3)

Software\Firmware Applied During Test

Exercise software	Blue Test CDMA FCC Test PrismTestCe IP3FCC2	Version	Unknown 6/7/04 6/1/04 11/17/03
Description			
The system was tested using special test software to exercise the functions of the device during the testing including channel, band, and operating mode.			

EUT and Peripherals

Description	Manufacturer	Model/Part Number	Serial Number
AC Adapter	Elpac Power Systems	FW1812	014869
Bluetooth Radio in Printer	Intermec Technologies Corporation	8520-0080	Unknown
Printer	Intermec Technologies Corporation	6820	N/A
AC Adapter	Intermec Technologies Corporation	851-064-001	0001771
Handheld Computer	Intermec Technologies Corporation	700C	13790400008
802.11(b) Radio	Intermec Technologies Corporation	2011B	N/A
CDMA Radio	Intermec Technologies Corporation	EM3420	Unknown
Bluetooth Radio in Handheld Computer	Intermec Technologies Corporation	8520-0080	Unknown
RFID Radio in Pistol Grip	Intermec Technologies Corporation	IP3	N/A

Cables

Cable Type	Shield	Length (m)	Ferrite	Connection 1	Connection 2
DC Leads	PA	1.4	No	Handheld Computer	AC Adapter
AC Power	No	2.0	No	AC Adapter	AC Mains
AC Power	No	2.0	No	AC Adapter	AC Mains
DC Leads	PA	1.8	PA	Printer	AC Adapter
Serial	Yes	4.0	No	Printer	Remote laptop
PA = Cable is permanently attached to the device. Shielding and/or presence of ferrite may be unknown.					

Remote Equipment Outside of Test Setup Boundary

Description	Manufacturer	Model/Part Number	Serial Number
Remote laptop	Dell	TS30G	7247346BYK0204A
Equipment isolated from the EUT so as not to contribute to the measurement result is considered to be outside the test setup boundary			

Measurement Equipment					
Description	Manufacturer	Model	Identifier	Last Cal	Interval
Antenna, Horn	EMCO	3160-09	AHG	NCR	NA
Pre-Amplifier	Miteq	JSD4-18002600-26-8P	APU	10/08/2003	12 mo
Antenna, Horn	EMCO	3160-08	AHK	NCR	NA
Pre-Amplifier	Miteq	AMF-4D-005180-24-10P	APC	10/08/2003	12 mo
Antenna, Horn	EMCO	3115	AHC	09/18/2003	12 mo
Pre-Amplifier	Miteq	AMF-4D-005180-24-10P	APJ	01/05/2004	13 mo
Antenna, Biconilog	EMCO	3141	AXE	12/03/2003	24 mo
Pre-Amplifier	Amplifier Research	LN1000A	APS	02/05/2004	13 mo
High Pass Filter	Micro-Tronics	HPM50111	HFO	04/13/2004	13 mo
Attenuator	Pasternack	PE7001-10	ATD	02/03/2004	13 mo
Attenuator		2082-6148-20	ATE	02/03/2004	13 mo
Antenna, Horn	EMCO	3115	AHF	03/18/2004	24 mo
Signal Generator	Hewlett Packard	8341B	TGN	01/23/2004	13 mo
Antenna, Dipole (ADAA included)	Roberts	Roberts	ADA	12/27/2002	24 mo
Spectrum Analyzer	Hewlett-Packard	8566B	AAL	12/23/2003	13 mo
Quasi-Peak Adapter	Hewlett-Packard	85650A	AQF	12/23/2003	13 mo
Spectrum Analyzer	Tektronix	2784	AAO	02/26/2003	24 mo

Test Description

Requirement: Per 2.1053, the field strength of spurious radiation was measured in the far-field at an FCC Listed semi-anechoic chamber up to 25 GHz. The applicable limits are 22.917(e) for the cellular band, and 24.238(a) for the PCS band.

Per 22.917(e), the mean power of out of band emissions must be attenuated below the mean power of the unmodulated carrier (P) on any frequency twice or more than twice the fundamental frequency by at least $43 + 10 \log (P)$ dB. (-13 dBm).

Per 24.238(a), on any frequency outside a licensee's frequency block, the power of any emission shall be attenuated below the transmitter power (P) by at least $43 + 10 \log (P)$ dB. (-13 dBm).

Configuration: The EUT is a CDMA radio module (FCC ID: EHAEM3420). The CDMA radio is installed in an Intermec Handheld Computer, Model 700C. The 700C contains three co-located radio modules (CDMA, 802.11(b) and Bluetooth). The 802.11(b) and Bluetooth radios have been previously certified for portable, co-located use in the 700C (FCC ID: HN22011B-2, FCC ID: EHABTS080). The EUT was tested in standalone mode, and it was tested with these co-located radios in the 700C. In addition to these configurations, the 700C can be installed in an Intermec Printer, Model 6820, or a Handheld Pistol Grip, IP3. The EUT can transmit simultaneously with Bluetooth when the 700C is installed in the printer (FCC ID: EHABTS080-1), or the EUT can transmit simultaneously with RFID when the 700C is installed in the pistol grip (FCC ID: EHARFID915PCC-6).

Spectrum analyzer, signal generator, and linearly polarized antennas were used to measure radiated harmonics and spurious emissions. The orientation of the EUT and measurement antenna were manipulated to maximize the level of emissions. The EUT was configured to transmit at the highest output at low, mid, and high channels. The EUT was tested with each antenna. Only one antenna can be used at a time.

The substitution method as described in TIA/EIA-603 Section 2.2.12 was used for the highest spurious emissions. The EUT was tested individually, then while simultaneously transmitting with a co-located radio.

Test Methodology: For licensed transmitters, the FCC references TIA/EIA-603 as the measurement procedure standard. TIA/EIA-603 Section 2.2.12 describes a method for measuring radiated emissions that utilizes an antenna substitution method:

At an approved test site, the transmitter is placed on a remotely controlled turntable, and the measurement antenna is placed 3 meters from the transmitter. The turntable azimuth is varied to maximize the level of emissions. The height of the measurement antenna is also varied from 1 to 4 meters. The amplitude and frequency of the highest emissions are noted. The transmitter is then replaced with a $\frac{1}{2}$ wave dipole that is successively tuned to each of the highest emissions. A signal generator is connected to the dipole (horn antenna for frequencies above 1 GHz), and its output is adjusted to match the level previously noted for each frequency. The output of the signal generator is recorded, and by factoring in the cable loss to the dipole antenna and its gain; the power (ERP or e.i.r.p) is determined for each radiated emission.

For the purposes of preliminary measurements, the field strength of the spurious emissions can be measured and compared with a 3 meter limit. The final measurements must be made utilizing the substitution method described above. The 3 meter limit was calculated to be 84.3 dBuV/m at 3 meters. This was based upon an output power of 0.224 W.

Simultaneous Transmission: The EUT will be co-located with several other radios. The CDMA radio is installed in an Intermec Handheld Computer, Model 700C. The 700C contains three co-located radio modules (CDMA, 802.11(b) and Bluetooth). The 802.11(b) and Bluetooth radios have been previously certified for portable, co-located use in the 700C (FCC ID: HN22011B-2, FCC ID: EHABTS080). The EUT was tested in standalone mode, and it was tested with these co-located radios in the 700C. In addition to these configurations, the 700C can be installed in an Intermec Printer, Model 6820, or a Handheld Pistol Grip, IP3. The EUT can transmit simultaneously with Bluetooth when the 700C is installed in the printer (FCC ID: EHABTS080-1), or the EUT can transmit simultaneously with RFID when the 700C is installed in the pistol grip (FCC ID: EHARFID915PCC-6).

The following is an excerpt from the FCC / TCB Training Q & A, October 2002, Day 2, Question 7:

Assuming that the radios do not share an antenna, only radiated tests for simultaneous transmission is required. If the radios share an antenna, antenna conducted measurements would also be required. Only one set of worst case simultaneous transmission data is going to be requested to be submitted at this time. The test engineer should indicate the worst case condition and provide justification as to why the worst case condition was chosen. The grantee should be reminded that even if the FCC requests one set of data, they are responsible for compliance for all modes of simultaneous transmission.

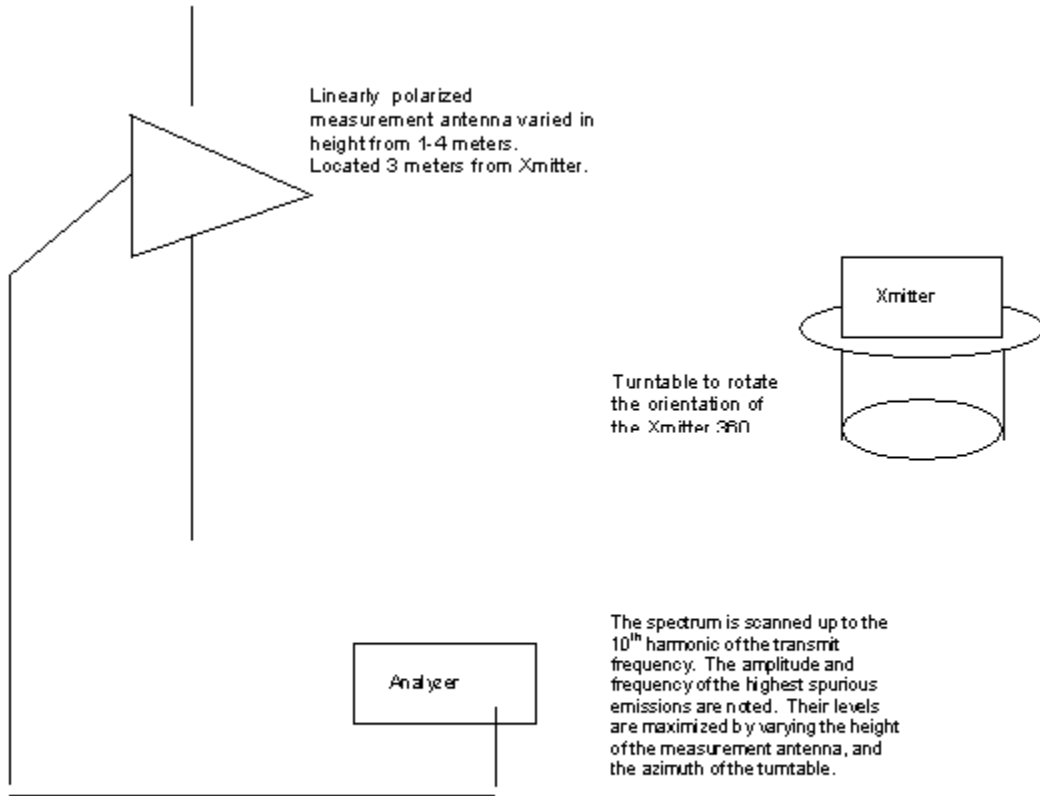
All possible combinations of harmonic emissions from the CDMA, 802.11(b), and Bluetooth radios were compared numerically. It was determined that there were no possible coincidental harmonics below 1 GHz. The frequency range from 1 GHz to 26 GHz was investigated for channel combinations that would produce coincidental harmonics. Compliance with the restricted band at 2483.5 – 2500 MHz was also measured.

All the radios were configured for simultaneous transmission at the channels specified in the previous pages. The highest gain antennas to be used with the radios were tested. The spectrum was scanned throughout the specified range. While scanning, emissions from the radios were maximized by rotating the EUT on a turntable, adjusting the position of the EUT and EUT antennas in three orthogonal axes, and adjusting the measurement antenna height and polarization (per ANSI C63.4:2001). A preamp and high pass filter were used for this test in order to provide sufficient measurement sensitivity.

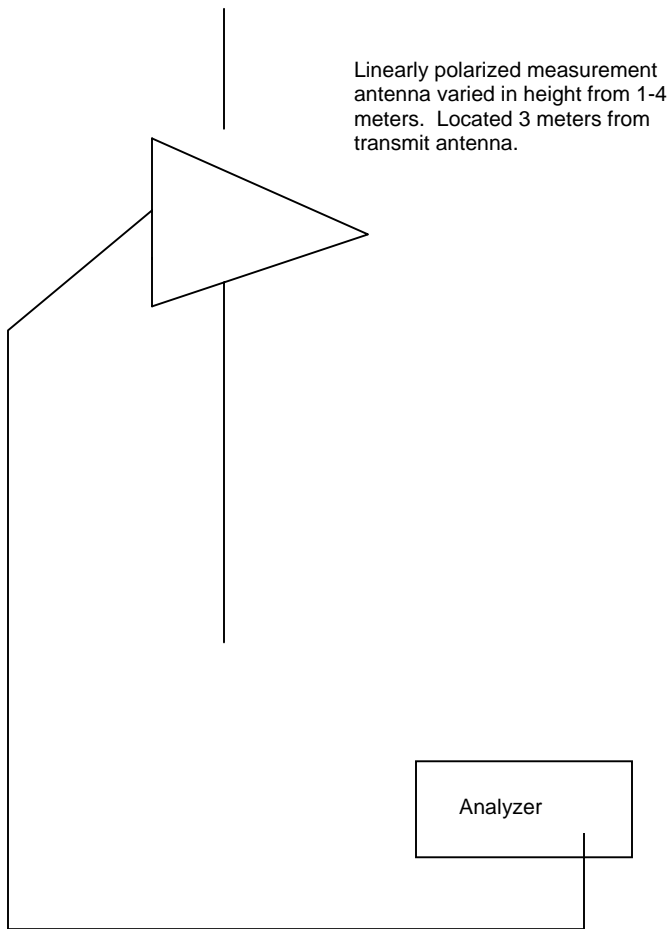
Bandwidths Used for Measurements			
Frequency Range (MHz)	Peak Data (kHz)	Quasi-Peak Data (kHz)	Average Data (kHz)
0.01 – 0.15	1.0	0.2	0.2
0.15 – 30.0	10.0	9.0	9.0
30.0 – 1000	100.0	120.0	120.0
Above 1000	1000.0	N/A	1000.0
<i>Measurements were made using the bandwidths and detectors specified. No video filter was used.</i>			

Test Setup Diagram

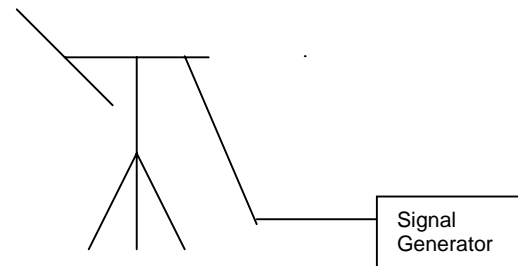
Test Setup for Field Strength Measurements



Test Setup for Power Measurements Utilizing the Antenna Substitution Method



During field strength measurements, the amplitude and frequency of the highest emissions are noted. The transmitter is then replaced with a $\frac{1}{2}$ wave dipole (at the same height) that is successively tuned to each of the highest spurious emissions. A signal generator is connected to the dipole (horn antenna for frequencies above 1 GHz), and its output is adjusted to match the level previously noted for each frequency.



The spectrum analyzer is monitored to verify that the output of the signal generator produces a signal equal in amplitude to a previously measured spurious emission.

Completed by:

Holly Antling

Apparent Power Data Sheet

EUT: CDMA in 700C with 802.11(b), Bluetooth in 700C		Work Order: ITRM0030
Serial Number:		Date: 06/29/04
Customer: Intermec Technologies Corporation		Temperature: 75
Attendees: none		Humidity: 42%
Cust. Ref. No.:		Barometric Pressure: 29.9
Tested by: Holly Ashkannejhad	Power: 120VAC, 60Hz	Job Site: EV01

TEST SPECIFICATIONS	
Specification: FCC 22.917(e)	Year: 2003
Method: TIA/EIA-603	Year: 2001

SAMPLE CALCULATIONS
 Radiated Emissions: Field Strength = Measured Level + Antenna Factor + Cable Factor - Amplifier Gain + Distance Adjustment Factor + External Attenuation
 Conducted Emissions: Adjusted Level = Measured Level + Transducer Factor + Cable Attenuation Factor + External Attenuator

COMMENTS
 Simultaneous transmission of 700C (CDMA(cellular)/802.11b/Bluetooth)

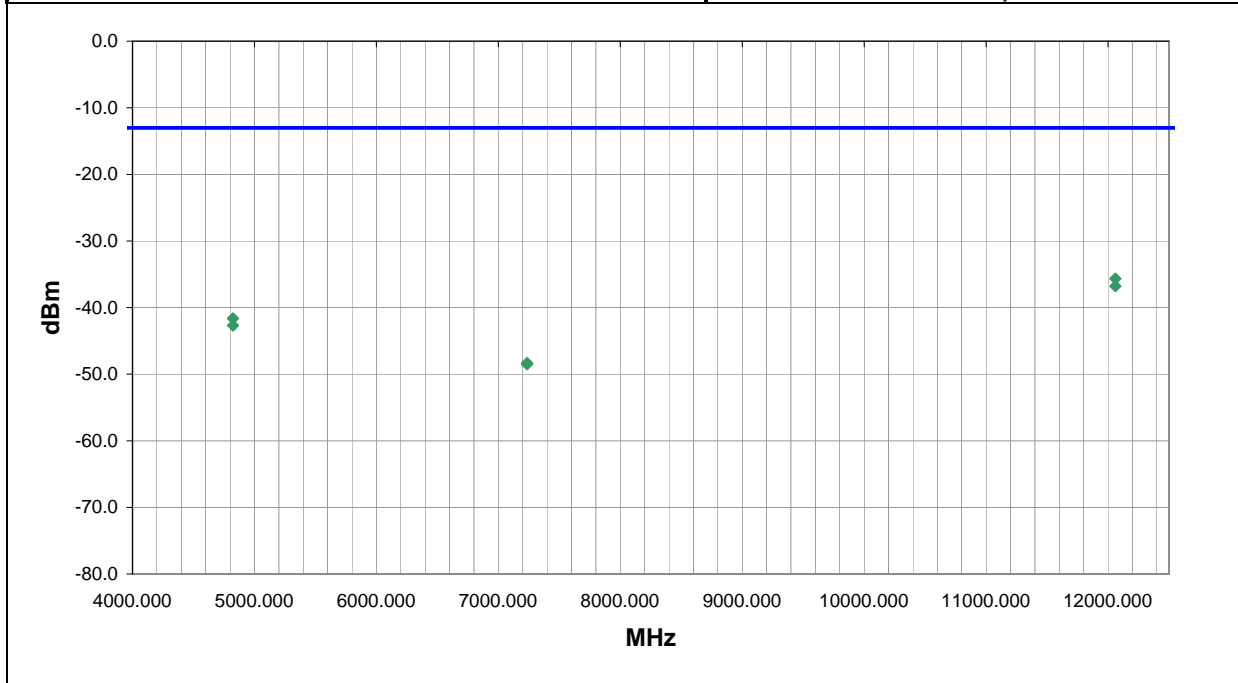
EUT OPERATING MODES
 Transmitting channel 467 CDMA cellular, 802.11b channel 1, Bluetooth channel 11

DEVIATIONS FROM TEST STANDARD
 No deviations.

RESULTS	Run #
Pass	39

Other


 Tested By:



Freq (MHz)	Azimuth (degrees)	Height (meters)	Polarity	Detector	EIRP (dBm)	Spec. Limit (dBm)	Compared to Spec. (dB)
12060.000	256.0	1.0	H-Horn	PK	-35.7	-13.0	-22.7
12060.000	8.0	1.2	V-Horn	PK	-36.8	-13.0	-23.8
4824.000	251.0	1.0	V-Horn	PK	-41.6	-13.0	-28.6
4824.000	274.0	1.0	H-Horn	PK	-42.7	-13.0	-29.7
7236.000	19.0	1.0	H-Horn	PK	-48.3	-13.0	-35.3
7236.000	277.0	1.3	V-Horn	PK	-48.5	-13.0	-35.5

Apparent Power Data Sheet

EUT:	CDMA in 700C with 802.11(b), Bluetooth in 700C	Work Order:	ITRM0030
Serial Number:		Date:	06/29/04
Customer:	Intermec Technologies Corporation	Temperature:	75
Attendees:	none	Humidity:	45%
Cust. Ref. No.:		Barometric Pressure:	30.16
Tested by:	Holly Ashkannejhad	Power:	120VAC, 60Hz
		Job Site:	EV01

TEST SPECIFICATIONS

Specification:	FCC 22.917(e)	Year:	2003
Method:	TIA/EIA-603	Year:	2001

SAMPLE CALCULATIONS

Radiated Emissions: Field Strength = Measured Level + Antenna Factor + Cable Factor - Amplifier Gain + Distance Adjustment Factor + External Attenuation
 Conducted Emissions: Adjusted Level = Measured Level + Transducer Factor + Cable Attenuation Factor + External Attenuator

COMMENTS

Simultaneous transmission of 700C (CDMA(cellular)/802.11b/Bluetooth)

EUT OPERATING MODES

Transmitting channel 55 CDMA cellular, 802.11b channel 11, Bluetooth channel 79

DEVIATIONS FROM TEST STANDARD

No deviations.

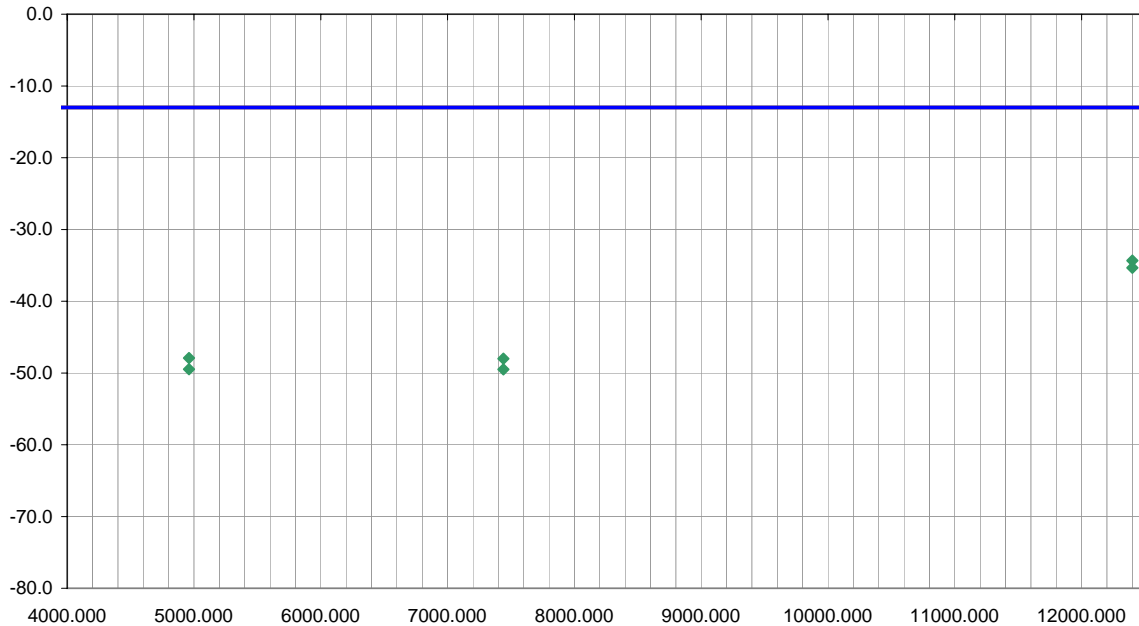
RESULTS

Pass	Run #	40
------	-------	----

Other

Holly Ashkannejhad

Tested By:



Freq (MHz)	Azimuth (degrees)	Height (meters)	Polarity	Detector	EIRP (dBm)	Spec. Limit (dBm)	Compared to Spec. (dB)
12400.000	133.0	3.4	H-Horn	PK	-34.3	-13.0	-21.3
12400.000	114.0	2.4	V-Horn	PK	-35.3	-13.0	-22.3
4960.000	241.0	1.2	V-Horn	PK	-47.9	-13.0	-34.9
7440.000	313.0	1.3	H-Horn	PK	-48.0	-13.0	-35.0
4960.000	263.0	1.3	H-Horn	PK	-49.5	-13.0	-36.5
7440.000	307.0	1.2	V-Horn	PK	-49.5	-13.0	-36.5

Apparent Power Data Sheet

EUT:	CDMA in 700C with 802.11(b), Bluetooth in 700C	Work Order:	ITRM0030
Serial Number:		Date:	06/29/04
Customer:	Intermec Technologies Corporation	Temperature:	75
Attendees:	none	Humidity:	45%
Cust. Ref. No.:		Barometric Pressure:	30.16
Tested by:	Holly Ashkannejhad	Power:	120VAC, 60Hz
		Job Site:	EV01

TEST SPECIFICATIONS	
Specification:	FCC 24.238(a)
Method:	TIA/EIA-603
Year:	2003
Year:	2001

SAMPLE CALCULATIONS
 Radiated Emissions: Field Strength = Measured Level + Antenna Factor + Cable Factor - Amplifier Gain + Distance Adjustment Factor + External Attenuation
 Conducted Emissions: Adjusted Level = Measured Level + Transducer Factor + Cable Attenuation Factor + External Attenuator

COMMENTS
 Simultaneous transmission of 700C (CDMA(PCS)/802.11b/Bluetooth)

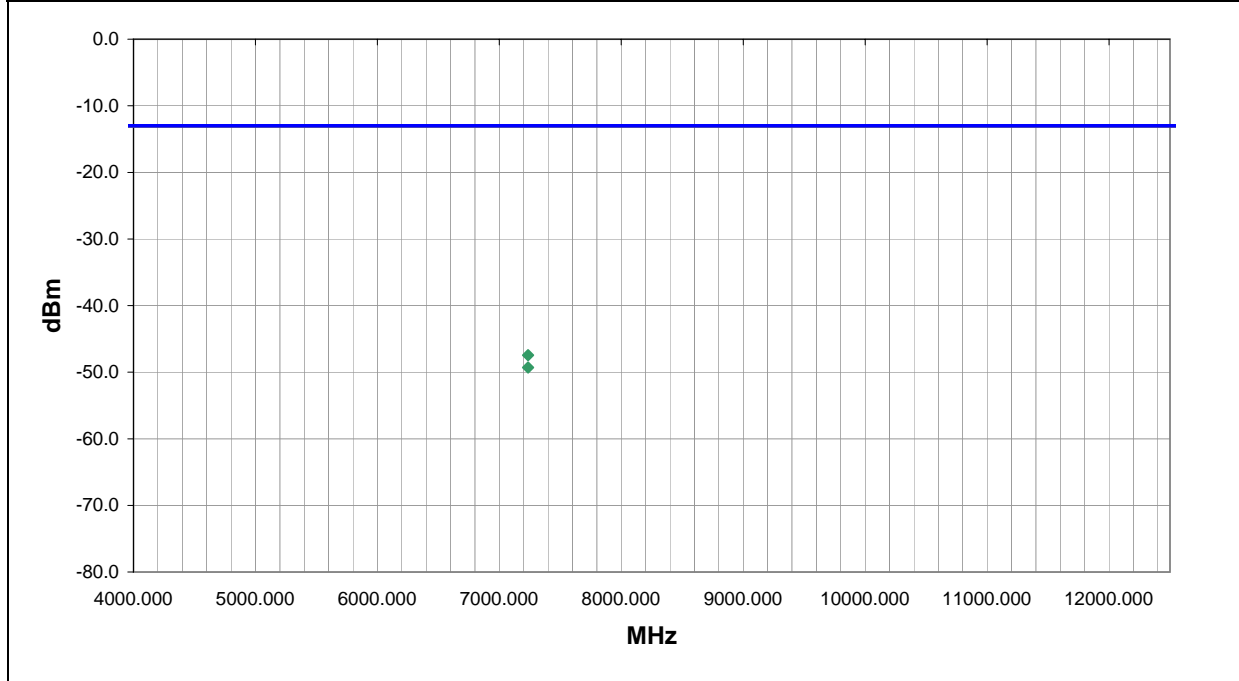
EUT OPERATING MODES
 Transmitting channel 1 CDMA PCS, 802.11b channel 1, Bluetooth channel 11

DEVIATIONS FROM TEST STANDARD
 No deviations.

RESULTS	Run #
Pass	41

Other


 Tested By: _____



Freq (MHz)	Azimuth (degrees)	Height (meters)	Polarity	Detector	EIRP (dBm)	Spec. Limit (dBm)	Compared to Spec. (dB)
7236.000	299.0	1.8	H-Horn	PK	-47.4	-13.0	-34.4
7236.000	24.0	1.2	V-Horn	PK	-49.3	-13.0	-36.3

Apparent Power Data Sheet

EUT:	CDMA in 700C with 802.11(b), Bluetooth in 700C	Work Order:	ITRM0030
Serial Number:		Date:	06/29/04
Customer:	Intermec Technologies Corporation	Temperature:	75
Attendees:	none	Humidity:	45%
Cust. Ref. No.:		Barometric Pressure:	30.16
Tested by:	Holly Ashkannejhad	Power:	120VAC, 60Hz
		Job Site:	EV01

TEST SPECIFICATIONS

Specification:	FCC 24.238(a)	Year:	2003
Method:	TIA/EIA-603	Year:	2001

SAMPLE CALCULATIONS

Radiated Emissions: Field Strength = Measured Level + Antenna Factor + Cable Factor - Amplifier Gain + Distance Adjustment Factor + External Attenuation
 Conducted Emissions: Adjusted Level = Measured Level + Transducer Factor + Cable Attenuation Factor + External Attenuator

COMMENTS

Simultaneous transmission of 700C (CDMA(PCS)/802.11b/Bluetooth)

EUT OPERATING MODES

Transmitting channel 1153 CDMA PCS, 802.11b channel 1, Bluetooth channel 11

DEVIATIONS FROM TEST STANDARD

No deviations.

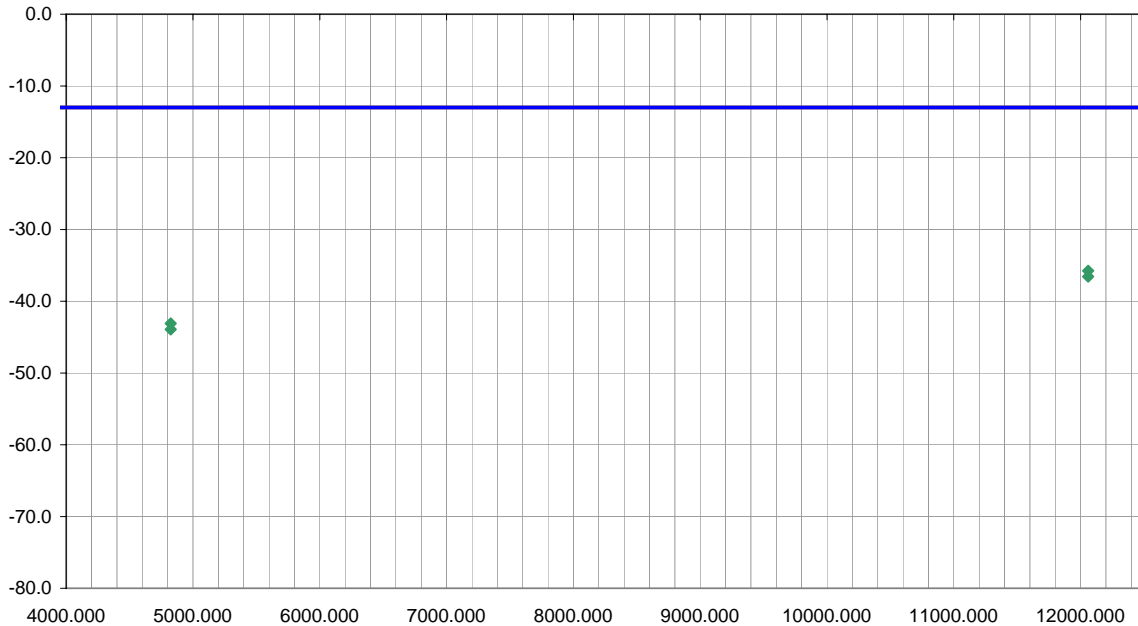
RESULTS

Pass	Run #	42
------	-------	----

Other



Tested By:



Freq (MHz)	Azimuth (degrees)	Height (meters)	Polarity	Detector	EIRP (dBm)	Spec. Limit (dBm)	Compared to Spec. (dB)
12060.000	241.0	1.3	H-Horn	PK	-35.8	-13.0	-22.8
12060.000	190.0	2.4	V-Horn	PK	-36.6	-13.0	-23.6
4824.000	313.0	1.3	H-Horn	PK	-43.1	-13.0	-30.1
4824.000	250.0	1.3	V-Horn	PK	-43.9	-13.0	-30.9

Apparent Power Data Sheet

EUT: CDMA in 700C with 802.11(b), Bluetooth in 700C		Work Order: ITRM0030
Serial Number:		Date: 06/29/04
Customer: Intermec Technologies Corporation		Temperature: 75
Attendees: none		Humidity: 45%
Cust. Ref. No.:		Barometric Pressure: 30.16
Tested by: Holly Ashkannejhad	Power: 120VAC, 60Hz	Job Site: EV01

TEST SPECIFICATIONS	
Specification: FCC 24.238(a)	Year: 2003
Method: TIA/EIA-603	Year: 2001

SAMPLE CALCULATIONS
 Radiated Emissions: Field Strength = Measured Level + Antenna Factor + Cable Factor - Amplifier Gain + Distance Adjustment Factor + External Attenuation
 Conducted Emissions: Adjusted Level = Measured Level + Transducer Factor + Cable Attenuation Factor + External Attenuator

COMMENTS
 Simultaneous transmission of 700C (CDMA(PCS)/802.11b/Bluetooth)

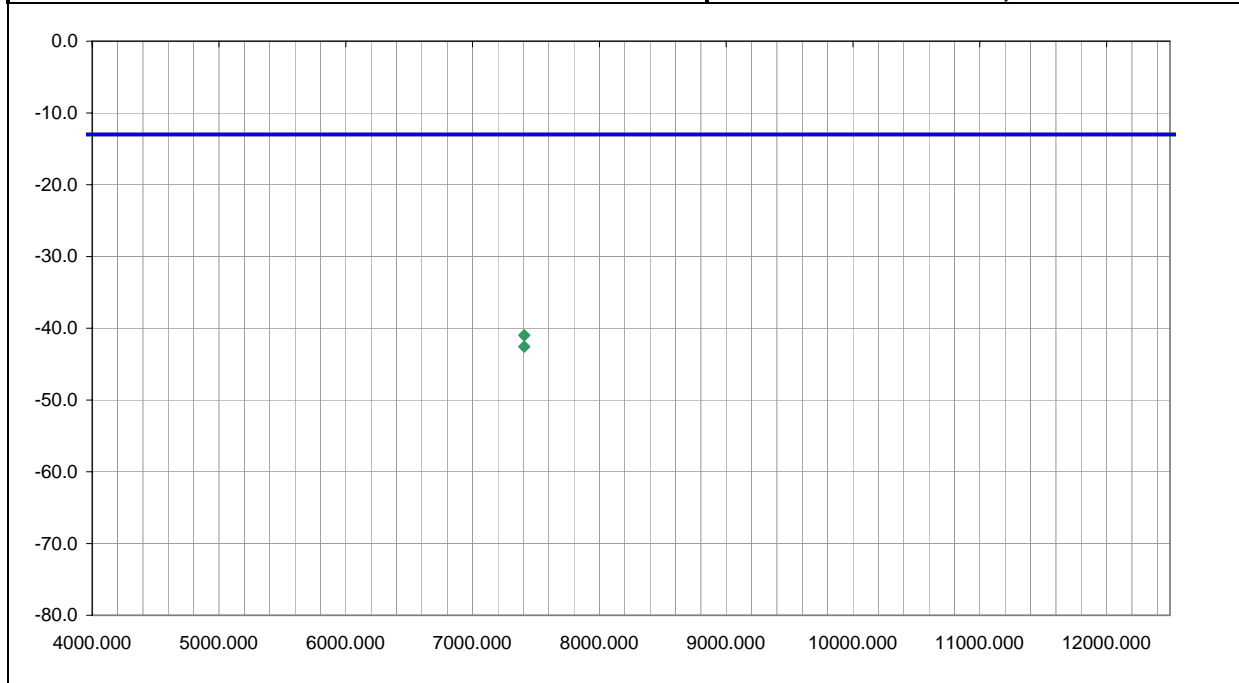
EUT OPERATING MODES
 Transmitting channel 35 CDMA PCS, 802.11b channel 11, Bluetooth channel 68

DEVIATIONS FROM TEST STANDARD
 No deviations.

RESULTS	Run #
Pass	43

Other


 Tested By: _____



Freq (MHz)	Azimuth (degrees)	Height (meters)	Polarity	Detector	EIRP (dBm)	Spec. Limit (dBm)	Compared to Spec. (dB)
7407.000	29.0	1.3	H-Horn	PK	-41.0	-13.0	-28.0
7407.000	48.0	1.2	V-Horn	PK	-42.6	-13.0	-29.6

Apparent Power Data Sheet

EUT: CDMA in 700C with 802.11(b), Bluetooth in 700C		Work Order: ITRM0030
Serial Number:		Date: 06/29/04
Customer: Intermec Technologies Corporation		Temperature: 75
Attendees: none		Humidity: 45%
Cust. Ref. No.:		Barometric Pressure: 30.16
Tested by: Holly Ashkannejhad	Power: 120VAC, 60Hz	Job Site: EV01

TEST SPECIFICATIONS

Specification: FCC 24.238(a)	Year: 2003
Method: TIA/EIA-603	Year: 2001

SAMPLE CALCULATIONS

Radiated Emissions: Field Strength = Measured Level + Antenna Factor + Cable Factor - Amplifier Gain + Distance Adjustment Factor + External Attenuation
 Conducted Emissions: Adjusted Level = Measured Level + Transducer Factor + Cable Attenuation Factor + External Attenuator

COMMENTS

Simultaneous transmission of 700C (CDMA(PCS)/802.11b/Bluetooth)

EUT OPERATING MODES

Transmitting channel 1 CDMA PCS, 802.11b channel 1, Bluetooth channel 11

DEVIATIONS FROM TEST STANDARD

No deviations.

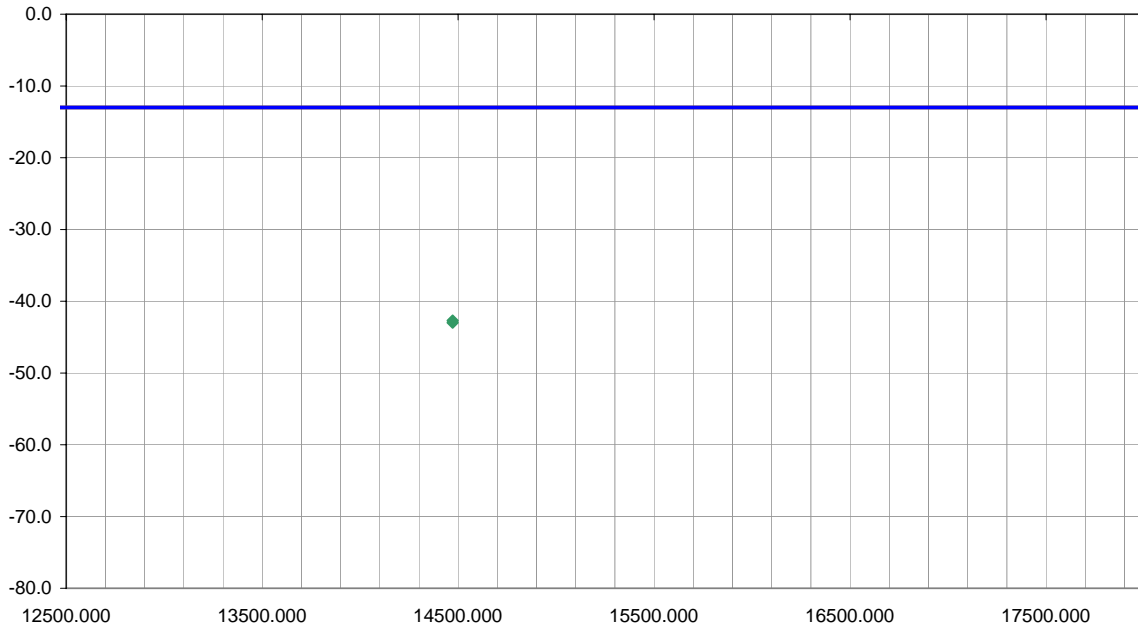
RESULTS

Pass	Run #
	44

Other



Tested By:



Freq (MHz)	Azimuth (degrees)	Height (meters)	Polarity	Detector	EIRP (dBm)	Spec. Limit (dBm)	Compared to Spec. (dB)
14472.000	84.0	2.6	V-Horn	PK	-42.7	-13.0	-29.7
14472.000	138.0	2.8	H-Horn	PK	-43.0	-13.0	-30.0

Apparent Power Data Sheet

EUT: CDMA in 700C with 802.11(b), Bluetooth in 700C		Work Order: ITRM0030
Serial Number:		Date: 06/29/04
Customer: Intermec Technologies Corporation		Temperature: 75
Attendees: none		Humidity: 45%
Cust. Ref. No.:		Barometric Pressure: 30.16
Tested by: Holly Ashkannejhad	Power: 120VAC, 60Hz	Job Site: EV01

TEST SPECIFICATIONS	
Specification: FCC 24.238(a)	Year: 2003
Method: TIA/EIA-603	Year: 2001

SAMPLE CALCULATIONS
 Radiated Emissions: Field Strength = Measured Level + Antenna Factor + Cable Factor - Amplifier Gain + Distance Adjustment Factor + External Attenuation
 Conducted Emissions: Adjusted Level = Measured Level + Transducer Factor + Cable Attenuation Factor + External Attenuator

COMMENTS
 Simultaneous transmission of 700C (CDMA(cellular)/802.11b/Bluetooth)

EUT OPERATING MODES
 Transmitting channel 467 CDMA cellular, 802.11b channel 1, Bluetooth channel 11

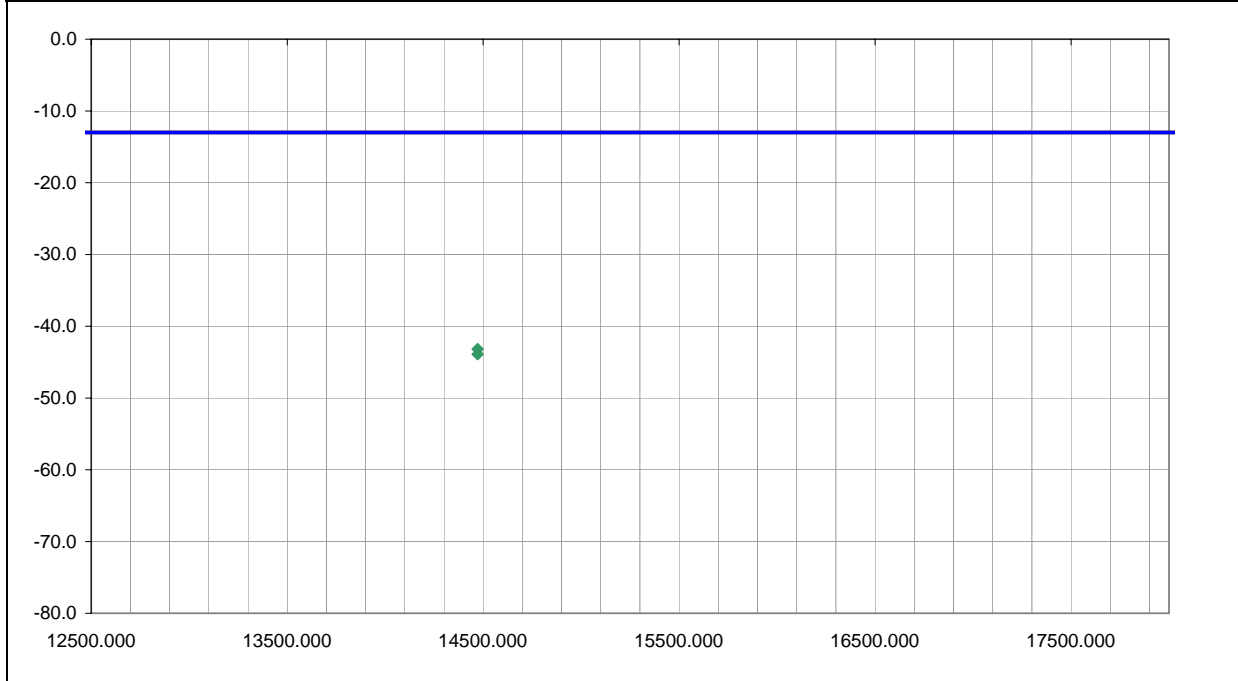
DEVIATIONS FROM TEST STANDARD
 No deviations.

RESULTS	Run #
Pass	45

Other



Tested By: _____



Freq (MHz)	Azimuth (degrees)	Height (meters)	Polarity	Detector	EIRP (dBm)	Spec. Limit (dBm)	Compared to Spec. (dB)
14472.000	84.0	1.3	H-Horn	PK	-43.2	-13.0	-30.2
14472.000	47.0	1.2	V-Horn	PK	-43.9	-13.0	-30.9

Apparent Power Data Sheet

EUT:	CDMA in 700C with 802.11(b), Bluetooth in 700C	Work Order:	ITRM0030
Serial Number:		Date:	06/29/04
Customer:	Intermec Technologies Corporation	Temperature:	75
Attendees:	none	Humidity:	45%
Cust. Ref. No.:		Barometric Pressure:	30.16
Tested by:	Holly Ashkannejhad	Power:	120VAC, 60Hz
		Job Site:	EV01

TEST SPECIFICATIONS	
Specification:	FCC 22.917(e)
Method:	TIA/EIA-603
Year:	2003
Year:	2001

SAMPLE CALCULATIONS
 Radiated Emissions: Field Strength = Measured Level + Antenna Factor + Cable Factor - Amplifier Gain + Distance Adjustment Factor + External Attenuation
 Conducted Emissions: Adjusted Level = Measured Level + Transducer Factor + Cable Attenuation Factor + External Attenuator


COMMENTS
 Simultaneous transmission of 700C (CDMA(cellular)/802.11b/Bluetooth)

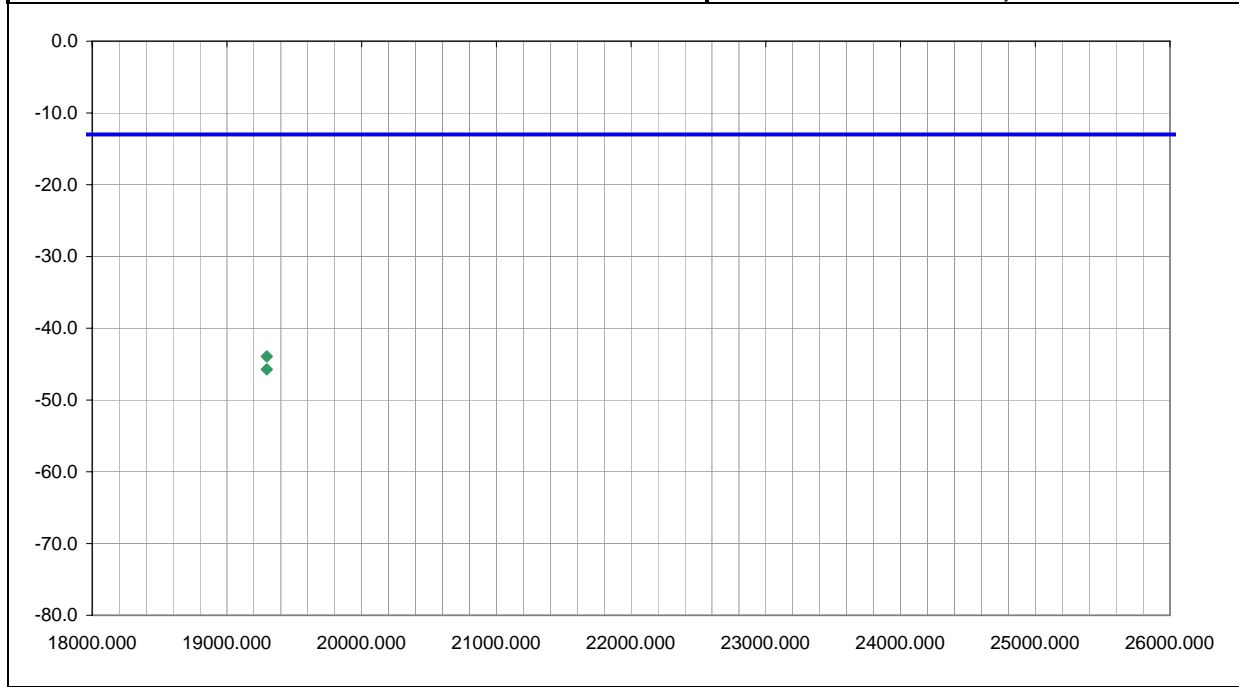
EUT OPERATING MODES
 Transmitting channel 467 CDMA cellular, 802.11b channel 1, Bluetooth channel 11

DEVIATIONS FROM TEST STANDARD
 No deviations.

RESULTS	Run #
Pass	47

Other


 Tested By: _____



Freq (MHz)	Azimuth (degrees)	Height (meters)	Polarity	Detector	EIRP (dBm)	Spec. Limit (dBm)	Compared to Spec. (dB)
19296.000	-1.0	1.0	V-High Horr	PK	-43.9	-13.0	-30.9
19296.000	360.0	1.0	H-High Horr	PK	-45.7	-13.0	-32.7

Apparent Power Data Sheet

EUT:	CDMA in 700C with 802.11(b), Bluetooth in 700C	Work Order:	ITRM0030
Serial Number:		Date:	06/29/04
Customer:	Intermec Technologies Corporation	Temperature:	75
Attendees:	none	Humidity:	45%
Cust. Ref. No.:		Barometric Pressure:	30.16
Tested by:	Holly Ashkannejhad	Power:	120VAC, 60Hz
		Job Site:	EV01

TEST SPECIFICATIONS	
Specification:	FCC 22.917(e)
Method:	TIA/EIA-603
Year:	2003
Year:	2001

SAMPLE CALCULATIONS
 Radiated Emissions: Field Strength = Measured Level + Antenna Factor + Cable Factor - Amplifier Gain + Distance Adjustment Factor + External Attenuation
 Conducted Emissions: Adjusted Level = Measured Level + Transducer Factor + Cable Attenuation Factor + External Attenuator

COMMENTS
 Simultaneous transmission of 700C (CDMA(cellular)/802.11b/Bluetooth)

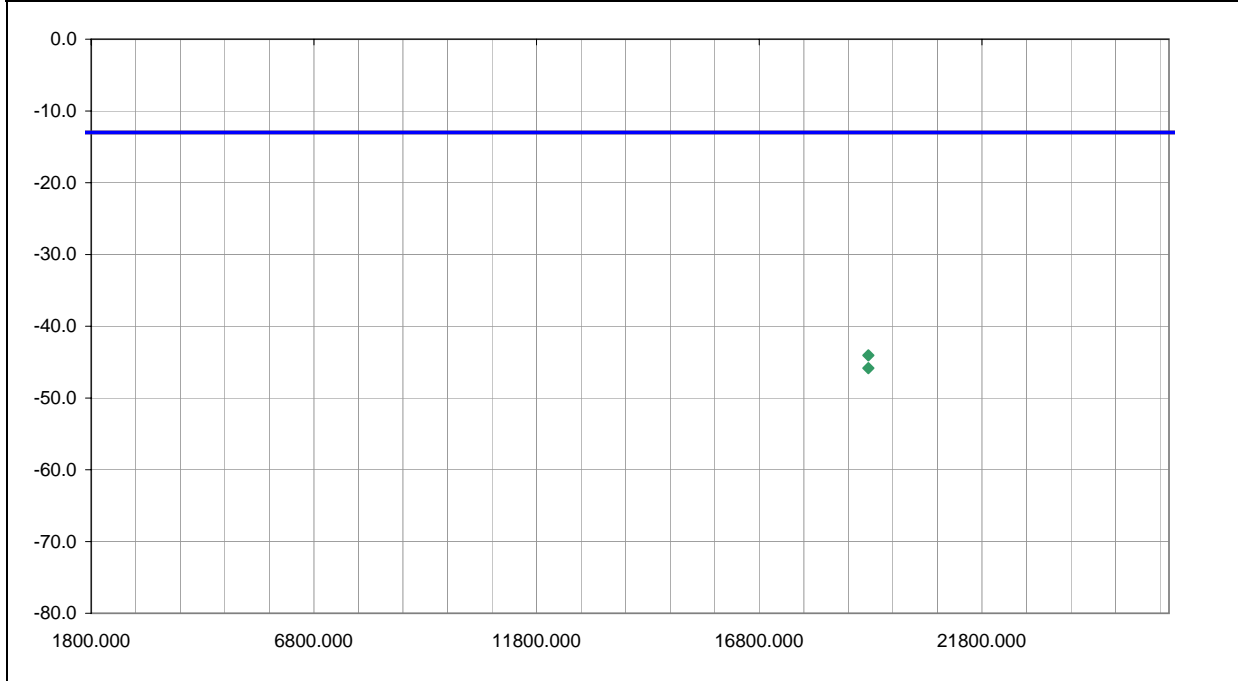
EUT OPERATING MODES
 Transmitting channel 395 CDMA cellular, 802.11b channel 1, Bluetooth channel 5

DEVIATIONS FROM TEST STANDARD
 No deviations.

RESULTS	Run #
Pass	48

Other


 Tested By: _____



Freq (MHz)	Azimuth (degrees)	Height (meters)	Polarity	Detector	EIRP (dBm)	Spec. Limit (dBm)	Compared to Spec. (dB)
19248.000	-1.0	1.0	V-High Horr	PK	-44.0	-13.0	-31.0
19248.000	360.0	1.0	H-High Horr	PK	-45.8	-13.0	-32.8

Apparent Power Data Sheet

EUT:	CDMA in 700C with 802.11(b), Bluetooth in 700C	Work Order:	ITRM0030
Serial Number:		Date:	06/29/04
Customer:	Intermec Technologies Corporation	Temperature:	75
Attendees:	none	Humidity:	45%
Cust. Ref. No.:		Barometric Pressure:	30.16
Tested by:	Holly Ashkannejhad	Power:	120VAC, 60Hz
		Job Site:	EV01

TEST SPECIFICATIONS	
Specification:	FCC 22.917(e)
Method:	TIA/EIA-603
Year:	2003
Year:	2001

SAMPLE CALCULATIONS

Radiated Emissions: Field Strength = Measured Level + Antenna Factor + Cable Factor - Amplifier Gain + Distance Adjustment Factor + External Attenuation
 Conducted Emissions: Adjusted Level = Measured Level + Transducer Factor + Cable Attenuation Factor + External Attenuator

COMMENTS

Simultaneous transmission of 700C (CDMA(cellular)/802.11b/Bluetooth)

EUT OPERATING MODES


Transmitting channel 55 CDMA cellular, 802.11b channel 11, Bluetooth channel 79

DEVIATIONS FROM TEST STANDARD

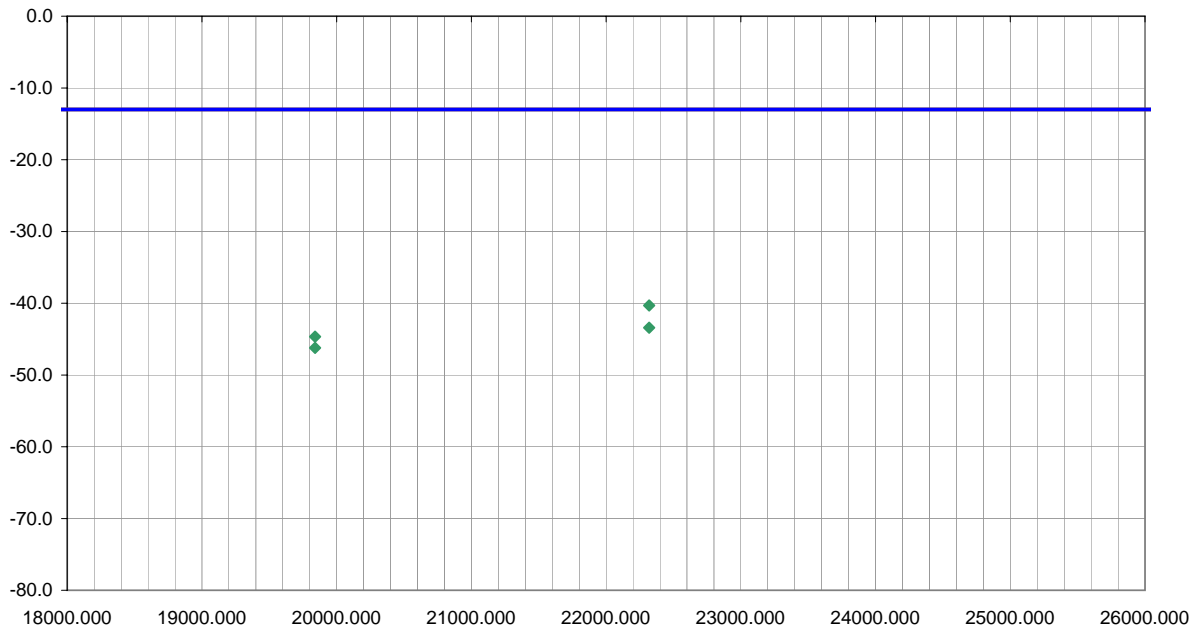
No deviations.

RESULTS	Run #
Pass	49

Other



Tested By: _____



Freq (MHz)	Azimuth (degrees)	Height (meters)	Polarity	Detector	EIRP (dBm)	Spec. Limit (dBm)	Compared to Spec. (dB)
22320.000	-1.0	1.0	V-High Horr	PK	-40.3	-13.0	-27.3
22320.000	360.0	1.0	H-High Horr	PK	-43.4	-13.0	-30.4
19840.000	-1.0	1.0	V-High Horr	PK	-44.7	-13.0	-31.7
19840.000	360.0	1.0	H-High Horr	PK	-46.2	-13.0	-33.2

Apparent Power Data Sheet

EUT:	CDMA in 700C with 802.11(b), Bluetooth in 700C	Work Order:	ITRM0030
Serial Number:		Date:	06/29/04
Customer:	Intermec Technologies Corporation	Temperature:	75
Attendees:	none	Humidity:	45%
Cust. Ref. No.:		Barometric Pressure:	30.16
Tested by:	Holly Ashkannejhad	Power:	120VAC, 60Hz
		Job Site:	EV01

TEST SPECIFICATIONS	
Specification:	FCC 24.238(a)
Method:	TIA/EIA-603
Year:	2003
Year:	2001

SAMPLE CALCULATIONS
 Radiated Emissions: Field Strength = Measured Level + Antenna Factor + Cable Factor - Amplifier Gain + Distance Adjustment Factor + External Attenuation
 Conducted Emissions: Adjusted Level = Measured Level + Transducer Factor + Cable Attenuation Factor + External Attenuator


COMMENTS
 Simultaneous transmission of 700C (CDMA(PCS)/802.11b/Bluetooth)

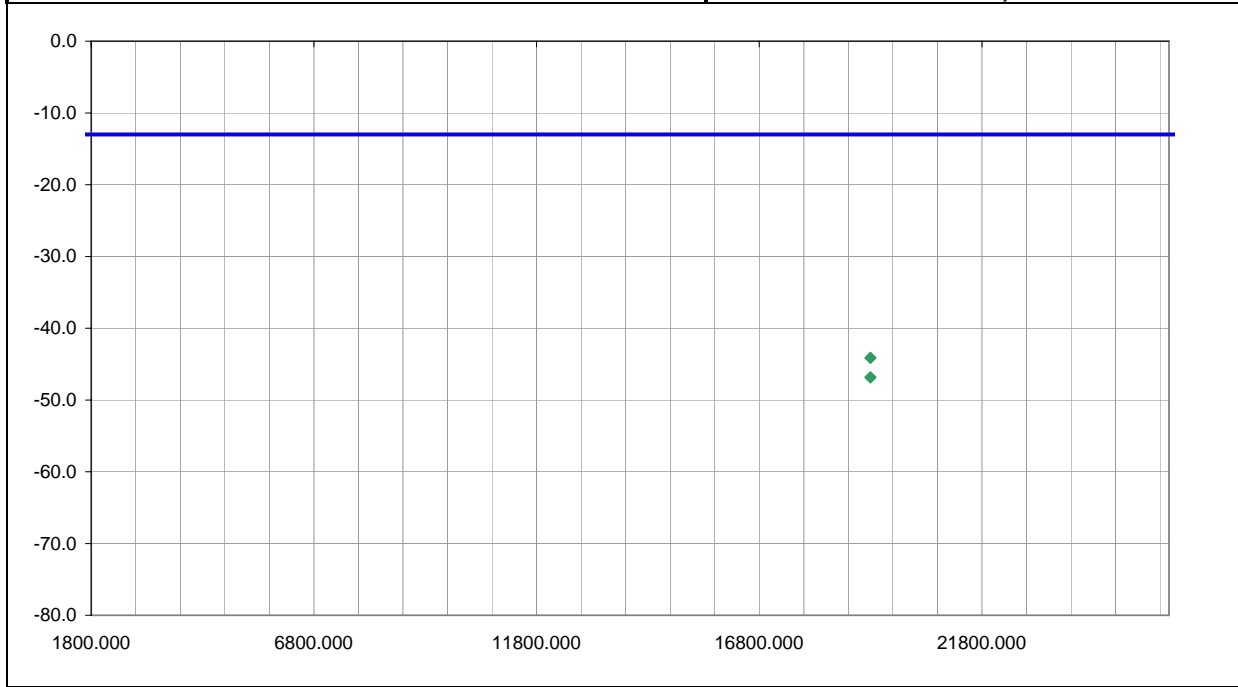
EUT OPERATING MODES
 Transmitting channel 1153 CDMA PCS, 802.11b channel 1, Bluetooth channel 11

DEVIATIONS FROM TEST STANDARD
 No deviations.

RESULTS	Run #
Pass	50

Other


 Tested By:



Freq (MHz)	Azimuth (degrees)	Height (meters)	Polarity	Detector	EIRP (dBm)	Spec. Limit (dBm)	Compared to Spec. (dB)
19296.000	-1.0	1.0	V-High Horr	PK	-44.1	-13.0	-31.1
19296.000	360.0	1.0	H-High Horr	PK	-46.8	-13.0	-33.8

Apparent Power Data Sheet

EUT: CDMA in 700C with 802.11(b), Bluetooth in 700C		Work Order: ITRM0030
Serial Number:		Date: 06/29/04
Customer: Intermec Technologies Corporation		Temperature: 75
Attendees: none		Humidity: 45%
Cust. Ref. No.:		Barometric Pressure: 30.16
Tested by: Holly Ashkannejhad	Power: 120VAC, 60Hz	Job Site: EV01

TEST SPECIFICATIONS	
Specification: FCC 24.238(a)	Year: 2003
Method: TIA/EIA-603	Year: 2001

SAMPLE CALCULATIONS
 Radiated Emissions: Field Strength = Measured Level + Antenna Factor + Cable Factor - Amplifier Gain + Distance Adjustment Factor + External Attenuation
 Conducted Emissions: Adjusted Level = Measured Level + Transducer Factor + Cable Attenuation Factor + External Attenuator


COMMENTS
 Simultaneous transmission of 700C (CDMA(PCS)/802.11b/Bluetooth)

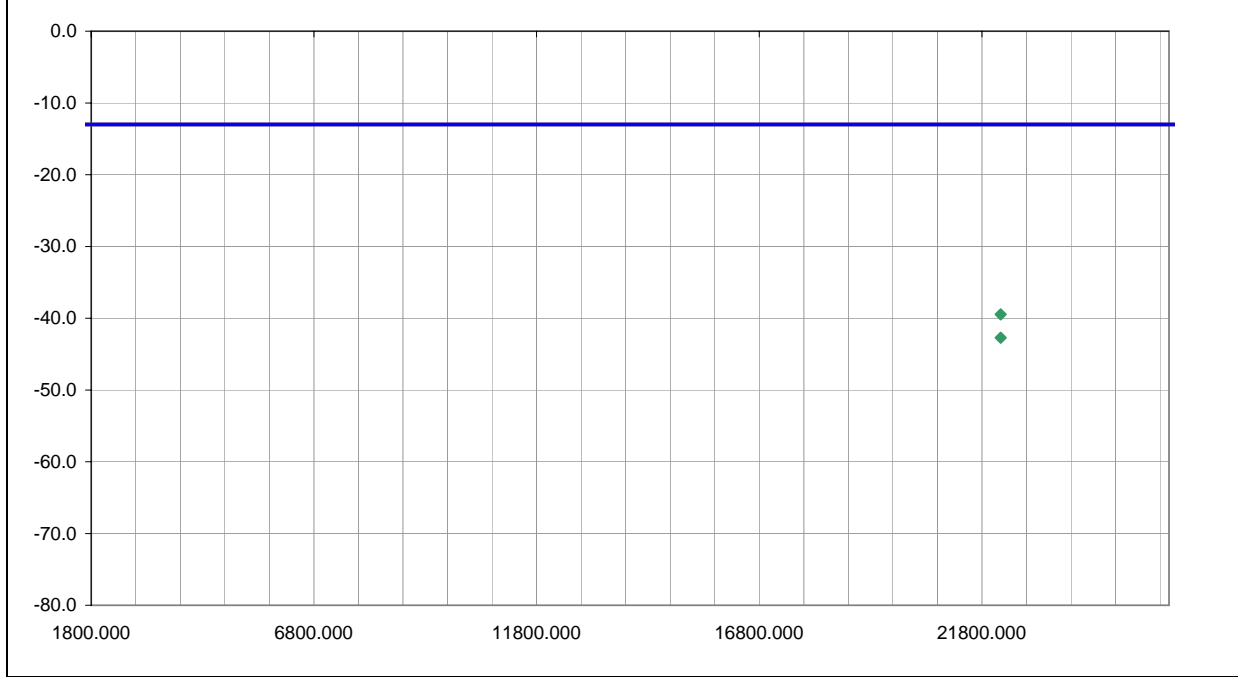
EUT OPERATING MODES
 Transmitting channel 35 CDMA PCS, 802.11b channel 11, Bluetooth channel 35

DEVIATIONS FROM TEST STANDARD
 No deviations.

RESULTS	Run #
Pass	51

Other


 Tested By: _____



Freq (MHz)	Azimuth (degrees)	Height (meters)	Polarity	Detector	EIRP (dBm)	Spec. Limit (dBm)	Compared to Spec. (dB)
22221.000	-1.0	1.0	V-High Horr	PK	-39.5	-13.0	-26.5
22221.000	360.0	1.0	H-High Horr	PK	-42.7	-13.0	-29.7

Apparent Power Data Sheet

EUT:	CDMA in 700C with 802.11(b), Bluetooth in 700C	Work Order:	ITRM0030
Serial Number:		Date:	06/29/04
Customer:	Intermec Technologies Corporation	Temperature:	75
Attendees:	none	Humidity:	45%
Cust. Ref. No.:		Barometric Pressure:	30.16
Tested by:	Holly Ashkannejhad	Power:	120VAC, 60Hz
		Job Site:	EV01

TEST SPECIFICATIONS	
Specification:	FCC 24.238(a)
Method:	TIA/EIA-603
Year:	2003
Year:	2001

SAMPLE CALCULATIONS

Radiated Emissions: Field Strength = Measured Level + Antenna Factor + Cable Factor - Amplifier Gain + Distance Adjustment Factor + External Attenuation
 Conducted Emissions: Adjusted Level = Measured Level + Transducer Factor + Cable Attenuation Factor + External Attenuator

COMMENTS

Simultaneous transmission of 700C (CDMA(PCS)/802.11b/Bluetooth)

EUT OPERATING MODES

Transmitting channel 1153 CDMA PCS, 802.11b channel 11, Bluetooth channel 62

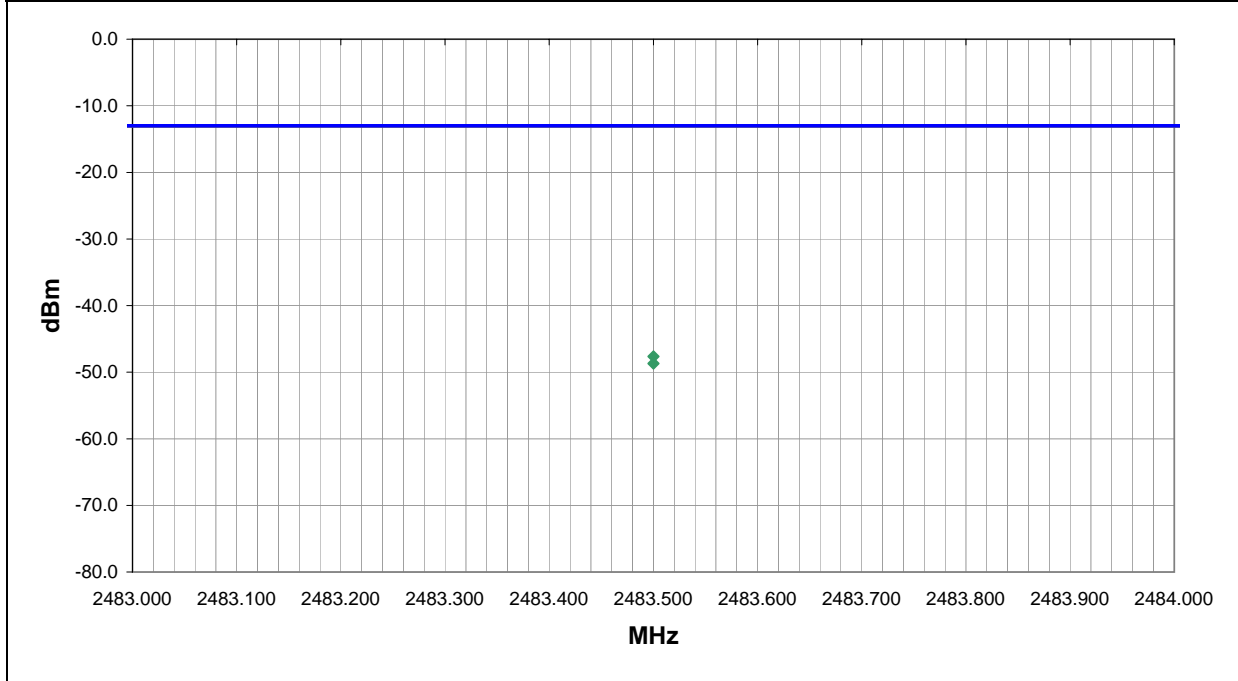
DEVIATIONS FROM TEST STANDARD

No deviations.

RESULTS	Run #
Pass	52

Other


 Tested By: _____



Freq (MHz)	Azimuth (degrees)	Height (meters)	Polarity	Detector	EIRP (dBm)	Spec. Limit (dBm)	Compared to Spec. (dB)
2483.500	206.0	1.5	H-Horn	PK	-47.6	-13.0	-34.6
2483.500	147.0	1.0	V-Horn	PK	-48.7	-13.0	-35.7

Apparent Power Data Sheet

EUT:	CDMA in 700C with 802.11(b), Bluetooth in 700C	Work Order:	ITRM0030
Serial Number:		Date:	06/30/04
Customer:	Intermec Technologies Corporation	Temperature:	75
Attendees:	none	Humidity:	45%
Cust. Ref. No.:		Barometric Pressure:	30.16
Tested by:	Holly Ashkannejhad	Power:	120VAC, 60Hz
		Job Site:	EV01

TEST SPECIFICATIONS	
Specification:	FCC 22.917(e)
Method:	TIA/EIA-603
Year:	2003
Year:	2001

SAMPLE CALCULATIONS

Radiated Emissions: Field Strength = Measured Level + Antenna Factor + Cable Factor - Amplifier Gain + Distance Adjustment Factor + External Attenuation
 Conducted Emissions: Adjusted Level = Measured Level + Transducer Factor + Cable Attenuation Factor + External Attenuator

COMMENTS

Simultaneous transmission of 700C (CDMA(cellular)/802.11b/Bluetooth)

EUT OPERATING MODES


Transmitting channel 54 CDMA cellular, 802.11b channel 11, Bluetooth channel 79

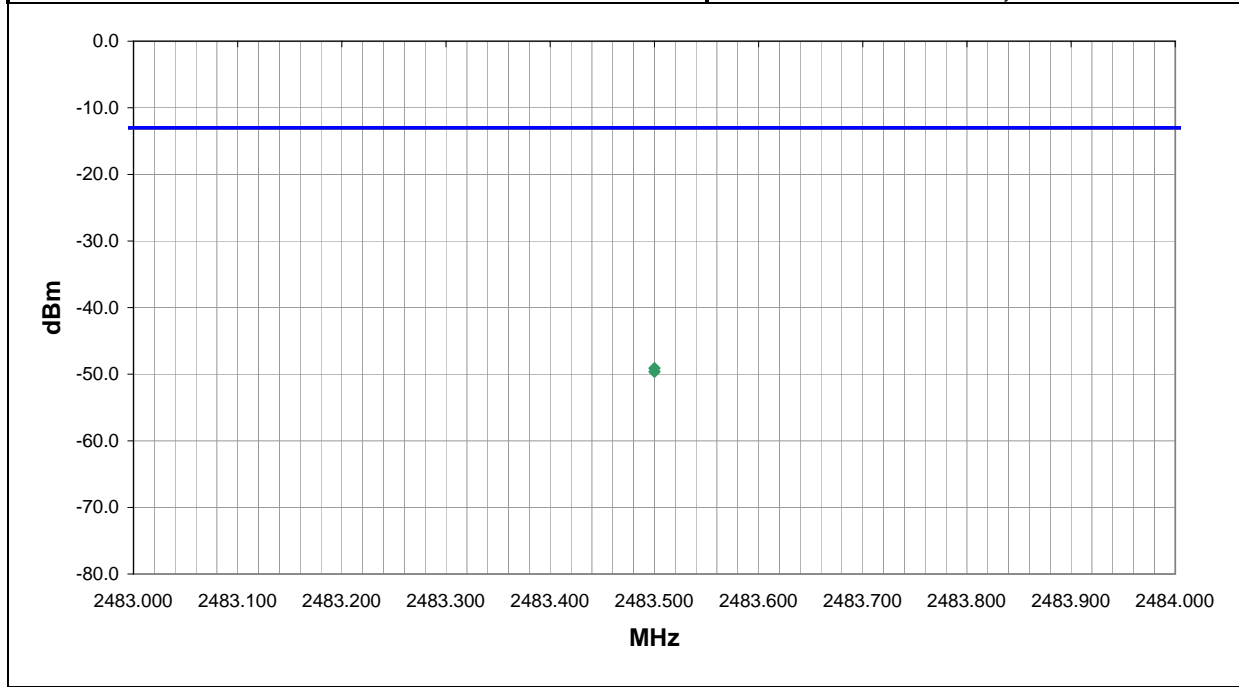
DEVIATIONS FROM TEST STANDARD

No deviations.

RESULTS	Run #
Pass	53

Other


 Tested By:



Freq (MHz)	Azimuth (degrees)	Height (meters)	Polarity	Detector	EIRP (dBm)	Spec. Limit (dBm)	Compared to Spec. (dB)
2483.500	316.0	1.0	V-Horn	PK	-49.1	-13.0	-36.1
2483.500	281.0	1.4	H-Horn	PK	-49.6	-13.0	-36.6

EUT:	CDMA in 700C with 802.11b in 700C and RFID in IP3	Work Order:	ITRM0030
Serial Number:		Date:	07/01/04
Customer:	Intermec Technologies Corporation	Temperature:	79
Attendees:	none	Humidity:	43%
Cust. Ref. No.:		Barometric Pressure:	29.93
Tested by:	Holly Ashkannejhad	Power:	120VAC, 60Hz
		Job Site:	EV01

TEST SPECIFICATIONS

Specification:	FCC 22.917(e)	Year:	2003
Method:	TIA/EIA-603	Year:	2001

SAMPLE CALCULATIONS

Radiated Emissions: Field Strength = Measured Level + Antenna Factor + Cable Factor - Amplifier Gain + Distance Adjustment Factor + External Attenuation
 Conducted Emissions: Adjusted Level = Measured Level + Transducer Factor + Cable Attenuation Factor + External Attenuator

COMMENTS

CDMA(cellular) and 802.11(b) in 700C. RFID in IP3.

EUT OPERATING MODES

Transmitting CDMA (cellular) 477 and 802.11b 1 in 700C, and RFID 12 in IP3

DEVIATIONS FROM TEST STANDARD

No deviations.

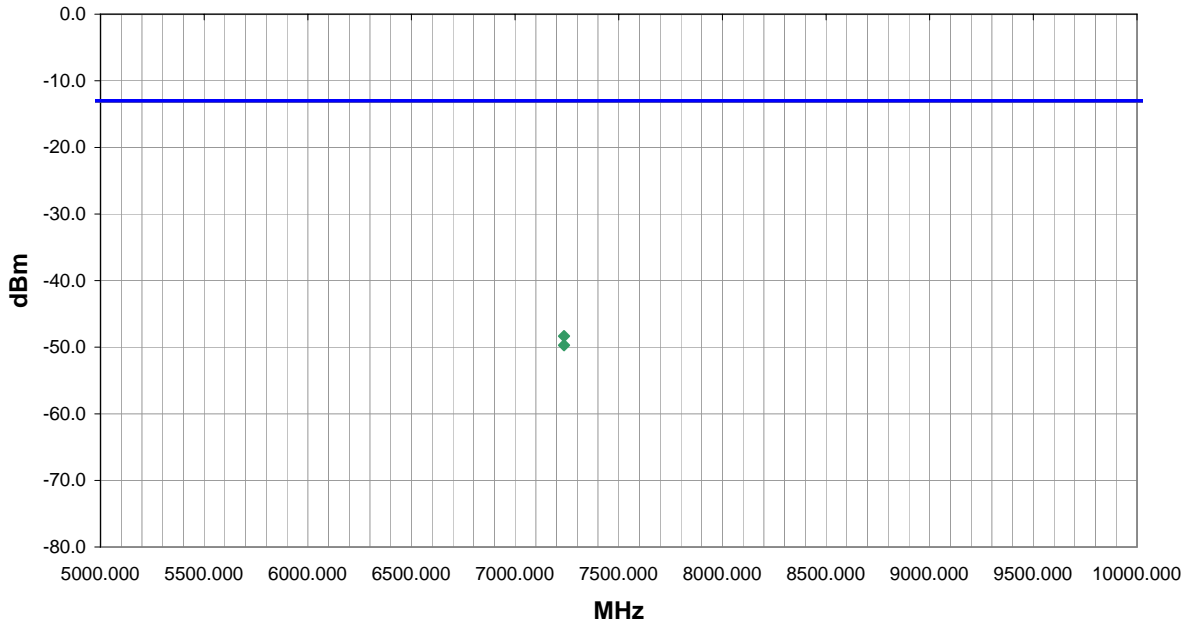
RESULTS

Pass	Run #	54
------	-------	----

Other

Holly Ashkannejhad

Tested By:



Freq (MHz)	Azimuth (degrees)	Height (meters)	Polarity	Detector	EIRP (dBm)	Spec. Limit (dBm)	Compared to Spec. (dB)
7236.000	354.0	1.5	H-Horn	PK	-48.3	-13.0	-35.3
7236.000	9.0	1.2	V-Horn	PK	-49.7	-13.0	-36.7

Apparent Power Data Sheet

EUT:	CDMA in 700C with 802.11b in 700C and RFID in IP3	Work Order:	ITRM0030
Serial Number:		Date:	07/01/04
Customer:	Intermec Technologies Corporation	Temperature:	79
Attendees:	none	Humidity:	43%
Cust. Ref. No.:		Barometric Pressure:	29.93
Tested by:	Holly Ashkannejhad	Power:	120VAC, 60Hz
		Job Site:	EV01

TEST SPECIFICATIONS	
Specification:	FCC 22.917(e)
Method:	TIA/EIA-603
Year:	2003
Year:	2001

SAMPLE CALCULATIONS
 Radiated Emissions: Field Strength = Measured Level + Antenna Factor + Cable Factor - Amplifier Gain + Distance Adjustment Factor + External Attenuation
 Conducted Emissions: Adjusted Level = Measured Level + Transducer Factor + Cable Attenuation Factor + External Attenuator

COMMENTS
 CDMA(cellular) and 802.11(b) in 700C. RFID in IP3.

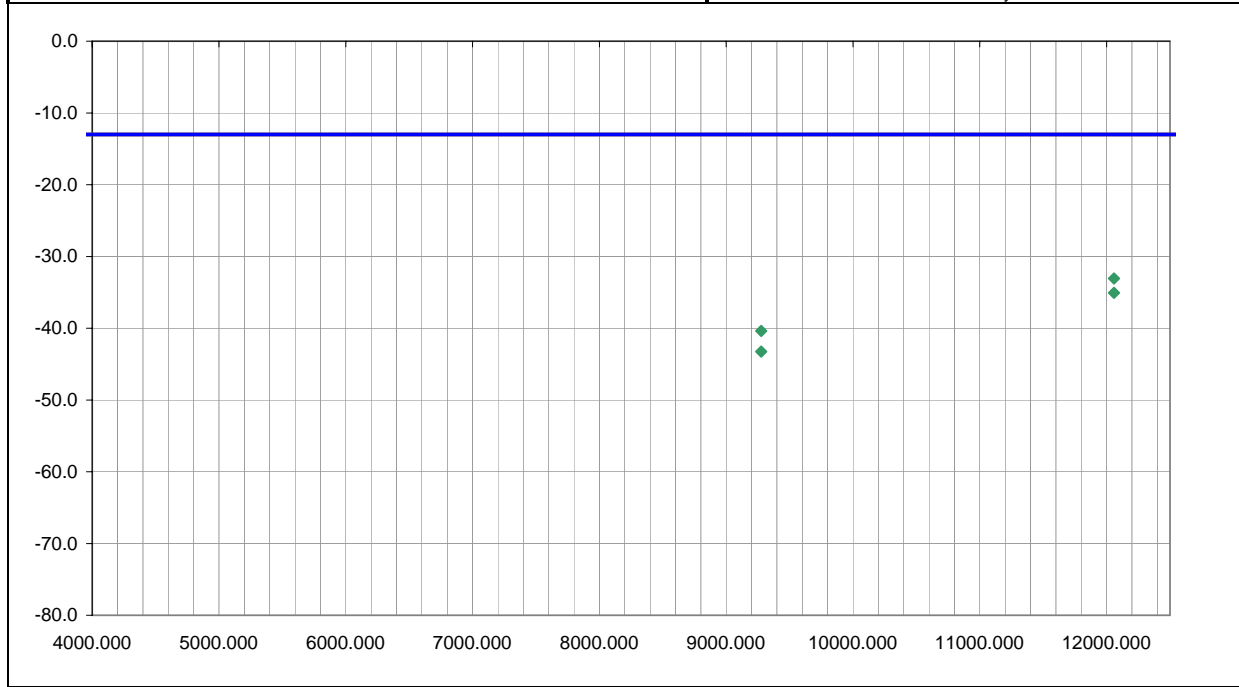
EUT OPERATING MODES
 Transmitting CDMA (cellular) 602 and 802.11b 1 in 700C, and RFID 73 in IP3

DEVIATIONS FROM TEST STANDARD
 No deviations.

RESULTS	Run #
Pass	55

Other


 Tested By:



Freq (MHz)	Azimuth (degrees)	Height (meters)	Polarity	Detector	EIRP (dBm)	Spec. Limit (dBm)	Compared to Spec. (dB)
12057.940	349.0	1.0	H-Horn	PK	-33.1	-13.0	-20.1
12057.940	21.0	1.0	V-Horn	PK	-35.1	-13.0	-22.1
9275.500	73.0	1.1	H-Horn	PK	-40.4	-13.0	-27.4
9275.500	340.0	1.1	V-Horn	PK	-43.3	-13.0	-30.3

Apparent Power Data Sheet

EUT:	CDMA in 700C with 802.11b in 700C and RFID in IP3	Work Order:	ITRM0030
Serial Number:		Date:	07/01/04
Customer:	Intermec Technologies Corporation	Temperature:	79
Attendees:	none	Humidity:	43%
Cust. Ref. No.:		Barometric Pressure:	29.93
Tested by:	Holly Ashkannejhad	Power:	120VAC, 60Hz
		Job Site:	EV01

TEST SPECIFICATIONS	
Specification:	FCC 22.917(e)
Method:	TIA/EIA-603
Year:	2003
Year:	2001

SAMPLE CALCULATIONS
 Radiated Emissions: Field Strength = Measured Level + Antenna Factor + Cable Factor - Amplifier Gain + Distance Adjustment Factor + External Attenuation
 Conducted Emissions: Adjusted Level = Measured Level + Transducer Factor + Cable Attenuation Factor + External Attenuator

COMMENTS
 CDMA(cellular) and 802.11(b) in 700C. RFID in IP3.

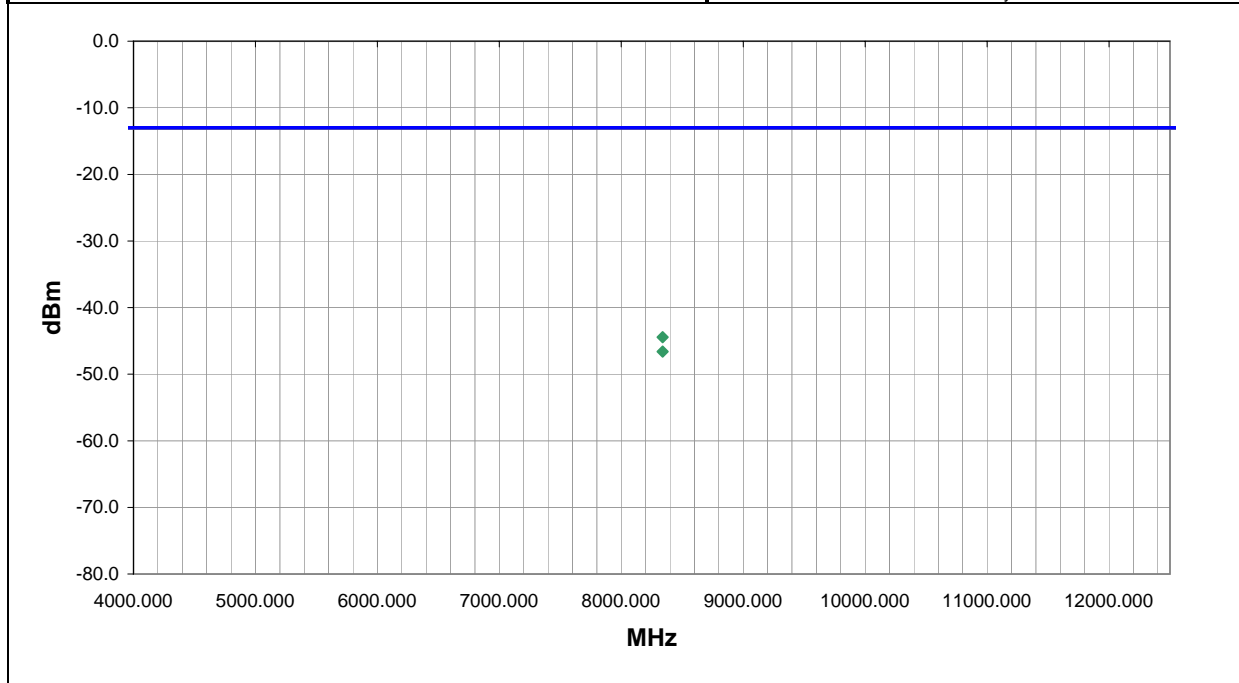
EUT OPERATING MODES
 Transmitting CDMA (cellular) 310 and 802.11b 5 in 700C, and RFID 71 in IP3

DEVIATIONS FROM TEST STANDARD
 No deviations.

RESULTS	Run #
Pass	56

Other


 Tested By:



Freq (MHz)	Azimuth (degrees)	Height (meters)	Polarity	Detector	EIRP (dBm)	Spec. Limit (dBm)	Compared to Spec. (dB)
8339.813	345.0	1.1	H-Horn	PK	-44.5	-13.0	-31.5
8339.813	21.0	1.0	V-Horn	PK	-46.6	-13.0	-33.6

Apparent Power Data Sheet

EUT:	CDMA in 700C with 802.11b in 700C and RFID in IP3	Work Order:	ITRM0030
Serial Number:		Date:	07/01/04
Customer:	Intermec Technologies Corporation	Temperature:	79
Attendees:	none	Humidity:	43%
Cust. Ref. No.:		Barometric Pressure:	29.93
Tested by:	Holly Ashkannejhad	Power:	120VAC, 60Hz
		Job Site:	EV01

TEST SPECIFICATIONS

Specification:	FCC 24.238(a)	Year:	2003
Method:	TIA/EIA-603	Year:	2001

SAMPLE CALCULATIONS

Radiated Emissions: Field Strength = Measured Level + Antenna Factor + Cable Factor - Amplifier Gain + Distance Adjustment Factor + External Attenuation
 Conducted Emissions: Adjusted Level = Measured Level + Transducer Factor + Cable Attenuation Factor + External Attenuator

COMMENTS

CDMA(PCS) and 802.11(b) in 700C. RFID in IP3.

EUT OPERATING MODES

Transmitting CDMA (PCS) 41 and 802.11b 11 in 700C, and RFID 69 in IP3

DEVIATIONS FROM TEST STANDARD

No deviations.

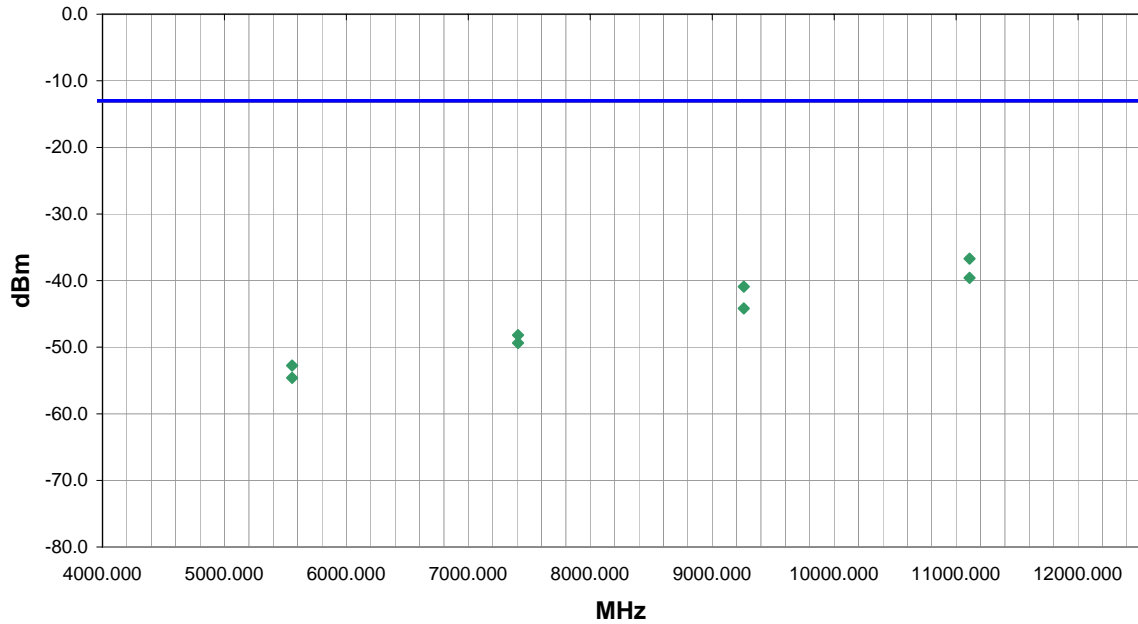
RESULTS

Pass	Run #	57
------	-------	----

Other

Holly Ashkannejhad

Tested By:



Freq (MHz)	Azimuth (degrees)	Height (meters)	Polarity	Detector	EIRP (dBm)	Spec. Limit (dBm)	Compared to Spec. (dB)
11110.500	47.0	2.5	H-Horn	PK	-36.7	-13.0	-23.7
11110.500	108.0	3.8	V-Horn	PK	-39.6	-13.0	-26.6
9258.750	28.0	1.8	H-Horn	PK	-40.9	-13.0	-27.9
9258.750	33.0	1.2	V-Horn	PK	-44.2	-13.0	-31.2
7407.000	154.0	1.3	H-Horn	PK	-48.2	-13.0	-35.2
7407.000	247.0	1.8	V-Horn	PK	-49.4	-13.0	-36.4
5555.250	48.0	1.6	V-Horn	PK	-52.8	-13.0	-39.8
5555.250	46.0	1.3	H-Horn	PK	-54.6	-13.0	-41.6
3703.500	17.0	1.2	V-Horn	PK	-55.1	-13.0	-42.1
3703.500	48.0	1.3	H-Horn	PK	-57.5	-13.0	-44.5

Apparent Power Data Sheet

EUT:	CDMA in 700C with 802.11b in 700C and RFID in IP3	Work Order:	ITRM0030
Serial Number:		Date:	07/02/04
Customer:	Intermec Technologies Corporation	Temperature:	79
Attendees:	none	Humidity:	43%
Cust. Ref. No.:		Barometric Pressure:	29.93
Tested by:	Holly Ashkannejhad	Power:	120VAC, 60Hz
		Job Site:	EV01

TEST SPECIFICATIONS

Specification:	FCC 24.238(a)	Year:	2003
Method:	TIA/EIA-603	Year:	2001

SAMPLE CALCULATIONS

Radiated Emissions: Field Strength = Measured Level + Antenna Factor + Cable Factor - Amplifier Gain + Distance Adjustment Factor + External Attenuation
 Conducted Emissions: Adjusted Level = Measured Level + Transducer Factor + Cable Attenuation Factor + External Attenuator

COMMENTS

CDMA(PCS) and 802.11(b) in 700C. RFID in IP3.

EUT OPERATING MODES

Transmitting CDMA (PCS) 1182 and 802.11b 1 in 700C, and RFID 12 in IP3

DEVIATIONS FROM TEST STANDARD

No deviations.

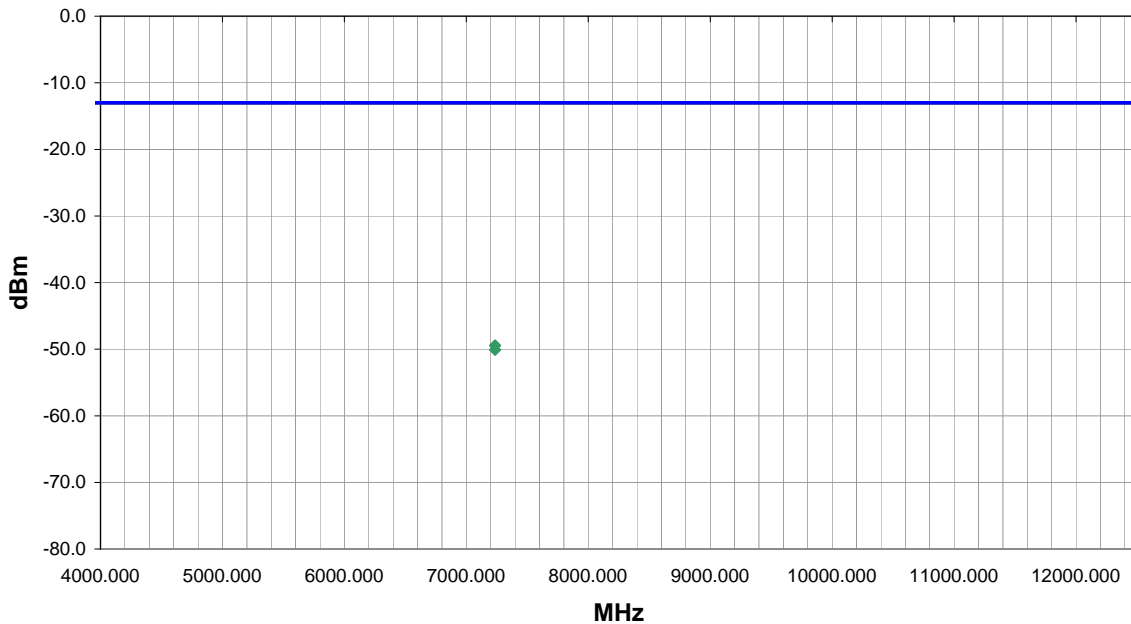
RESULTS

Pass	Run #	58
------	-------	----

Other

Holly Ashkannejhad

Tested By:



Freq (MHz)	Azimuth (degrees)	Height (meters)	Polarity	Detector	EIRP (dBm)	Spec. Limit (dBm)	Compared to Spec. (dB)
7236.000	159.0	1.3	H-Horn	PK	-49.4	-13.0	-36.4
7236.000	305.0	1.2	V-Horn	PK	-50.1	-13.0	-37.1

Apparent Power Data Sheet

EUT: CDMA in 700C with 802.11b in 700C and RFID in IP3		Work Order: ITRM0030
Serial Number:		Date: 07/02/04
Customer: Intermec Technologies Corporation		Temperature: 79
Attendees: none		Humidity: 43%
Cust. Ref. No.:		Barometric Pressure: 29.93
Tested by: Holly Ashkannejhad	Power: 120VAC, 60Hz	Job Site: EV01

TEST SPECIFICATIONS	
Specification: FCC 24.238(a)	Year: 2003
Method: TIA/EIA-603	Year: 2001

SAMPLE CALCULATIONS
 Radiated Emissions: Field Strength = Measured Level + Antenna Factor + Cable Factor - Amplifier Gain + Distance Adjustment Factor + External Attenuation
 Conducted Emissions: Adjusted Level = Measured Level + Transducer Factor + Cable Attenuation Factor + External Attenuator

COMMENTS
 CDMA(PCS) and 802.11(b) in 700C. RFID in IP3.

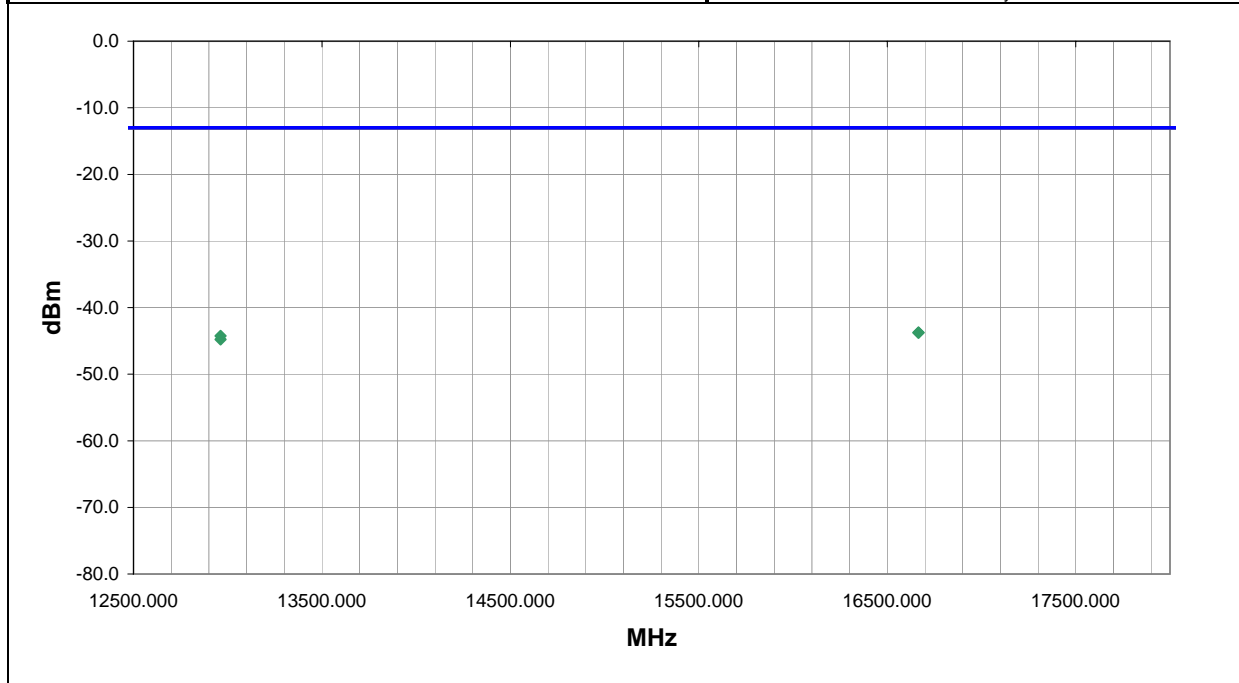
EUT OPERATING MODES
 Transmitting CDMA (PCS) 41 and 802.11b 11 in 700C, and RFID 69 in IP3

DEVIATIONS FROM TEST STANDARD
 No deviations.

RESULTS	Run #
Pass	59

Other


 Tested By:



Freq (MHz)	Azimuth (degrees)	Height (meters)	Polarity	Detector	EIRP (dBm)	Spec. Limit (dBm)	Compared to Spec. (dB)
16665.750	54.0	1.2	V-Horn	PK	-43.7	-13.0	-30.7
16665.750	347.0	1.3	H-Horn	PK	-43.8	-13.0	-30.8
12962.250	48.0	1.5	H-Horn	PK	-44.3	-13.0	-31.3
12962.250	116.0	1.2	V-Horn	PK	-44.8	-13.0	-31.8

Apparent Power Data Sheet

EUT: CDMA in 700C with 802.11b in 700C and RFID in IP3		Work Order: ITRM0030
Serial Number:		Date: 07/02/04
Customer: Intermec Technologies Corporation		Temperature: 79
Attendees: none		Humidity: 43%
Cust. Ref. No.:		Barometric Pressure: 29.93
Tested by: Holly Ashkannejhad	Power: 120VAC, 60Hz	Job Site: EV01

TEST SPECIFICATIONS	
Specification: FCC 24.238(a)	Year: 2003
Method: TIA/EIA-603	Year: 2001

SAMPLE CALCULATIONS
 Radiated Emissions: Field Strength = Measured Level + Antenna Factor + Cable Factor - Amplifier Gain + Distance Adjustment Factor + External Attenuation
 Conducted Emissions: Adjusted Level = Measured Level + Transducer Factor + Cable Attenuation Factor + External Attenuator


COMMENTS
 CDMA(PCS) and 802.11(b) in 700C. RFID in IP3.

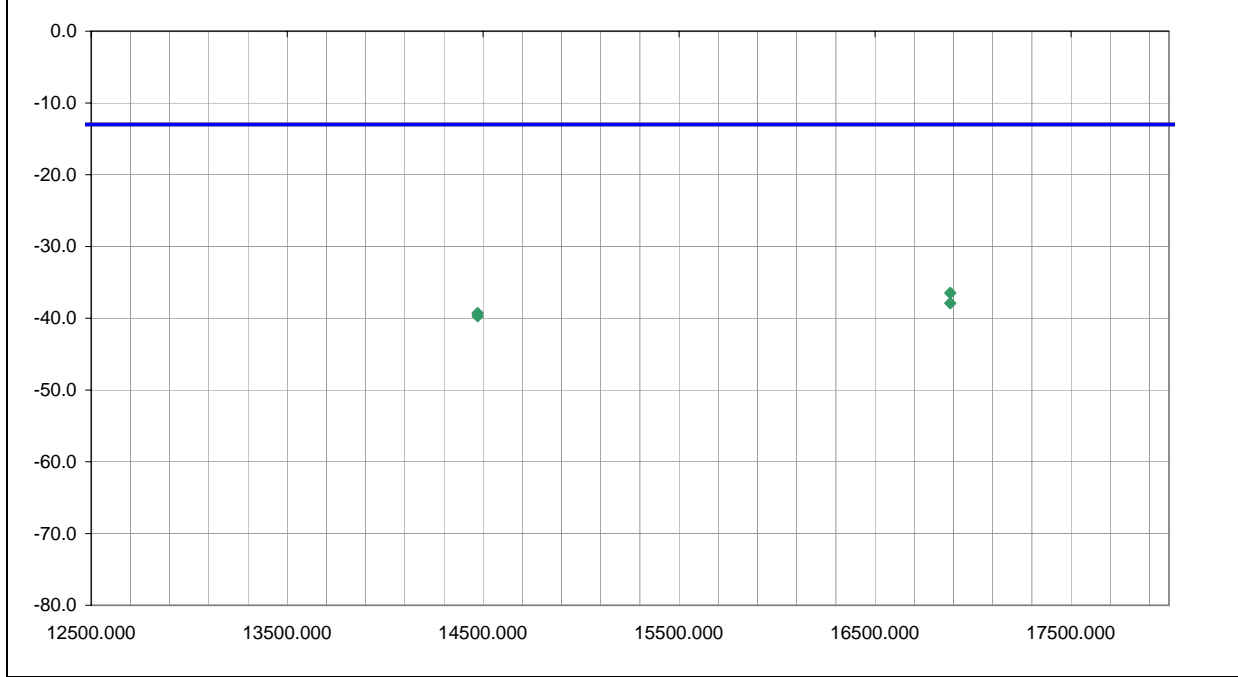
EUT OPERATING MODES
 Transmitting CDMA (PCS) 1175 and 802.11b 1 in 700C, and RFID 12 in IP3

DEVIATIONS FROM TEST STANDARD
 No deviations.

RESULTS	Run #
Pass	60

Other


 Tested By:



Freq (MHz)	Azimuth (degrees)	Height (meters)	Polarity	Detector	EIRP (dBm)	Spec. Limit (dBm)	Compared to Spec. (dB)
16884.000	20.0	1.2	V-Horn	PK	-36.5	-13.0	-23.5
16884.000	141.0	1.3	H-Horn	PK	-37.9	-13.0	-24.9
14472.000	89.0	1.3	H-Horn	PK	-39.3	-13.0	-26.3
14472.000	117.0	2.2	V-Horn	PK	-39.7	-13.0	-26.7

Apparent Power Data Sheet

EUT: CDMA in 700C with 802.11b in 700C and RFID in IP3		Work Order: ITRM0030
Serial Number:		Date: 07/02/04
Customer: Intermec Technologies Corporation		Temperature: 79
Attendees: none		Humidity: 43%
Cust. Ref. No.:		Barometric Pressure: 29.93
Tested by: Holly Ashkannejhad	Power: 120VAC, 60Hz	Job Site: EV01

TEST SPECIFICATIONS	
Specification: FCC 24.238(a)	Year: 2003
Method: TIA/EIA-603	Year: 2001

SAMPLE CALCULATIONS
 Radiated Emissions: Field Strength = Measured Level + Antenna Factor + Cable Factor - Amplifier Gain + Distance Adjustment Factor + External Attenuation
 Conducted Emissions: Adjusted Level = Measured Level + Transducer Factor + Cable Attenuation Factor + External Attenuator

COMMENTS
 CDMA(PCS) and 802.11(b) in 700C. RFID in IP3.

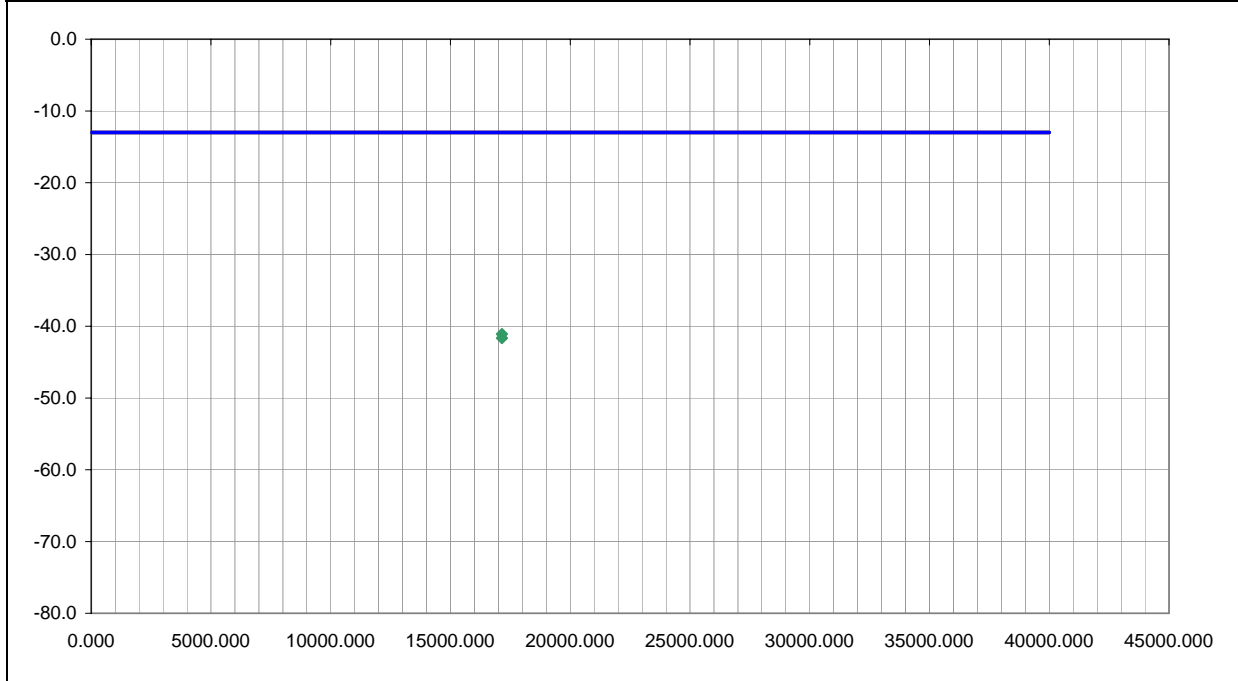
EUT OPERATING MODES
 Transmitting CDMA (PCS) 1117 and 802.11b 11 in 700C, and RFID 7 in IP3

DEVIATIONS FROM TEST STANDARD
 No deviations.

RESULTS	Run #
Pass	61

Other


 Tested By: _____



Freq (MHz)	Azimuth (degrees)	Height (meters)	Polarity	Detector	EIRP (dBm)	Spec. Limit (dBm)	Compared to Spec. (dB)
17149.910	121.0	1.2	V-Horn	PK	-41.1	-13.0	-28.1
17149.910	2.0	3.5	H-Horn	PK	-41.6	-13.0	-28.6

Apparent Power Data Sheet

EUT: CDMA in 700C with 802.11b in 700C and RFID in IP3		Work Order: ITRM0030
Serial Number:		Date: 07/02/04
Customer: Intermec Technologies Corporation		Temperature: 79
Attendees: none		Humidity: 43%
Cust. Ref. No.:		Barometric Pressure: 29.93
Tested by: Holly Ashkannejhad	Power: 120VAC, 60Hz	Job Site: EV01

TEST SPECIFICATIONS	
Specification: FCC 22.917(e)	Year: 2003
Method: TIA/EIA-603	Year: 2001

SAMPLE CALCULATIONS
 Radiated Emissions: Field Strength = Measured Level + Antenna Factor + Cable Factor - Amplifier Gain + Distance Adjustment Factor + External Attenuation
 Conducted Emissions: Adjusted Level = Measured Level + Transducer Factor + Cable Attenuation Factor + External Attenuator

COMMENTS
 CDMA(cellular) and 802.11(b) in 700C. RFID in IP3.

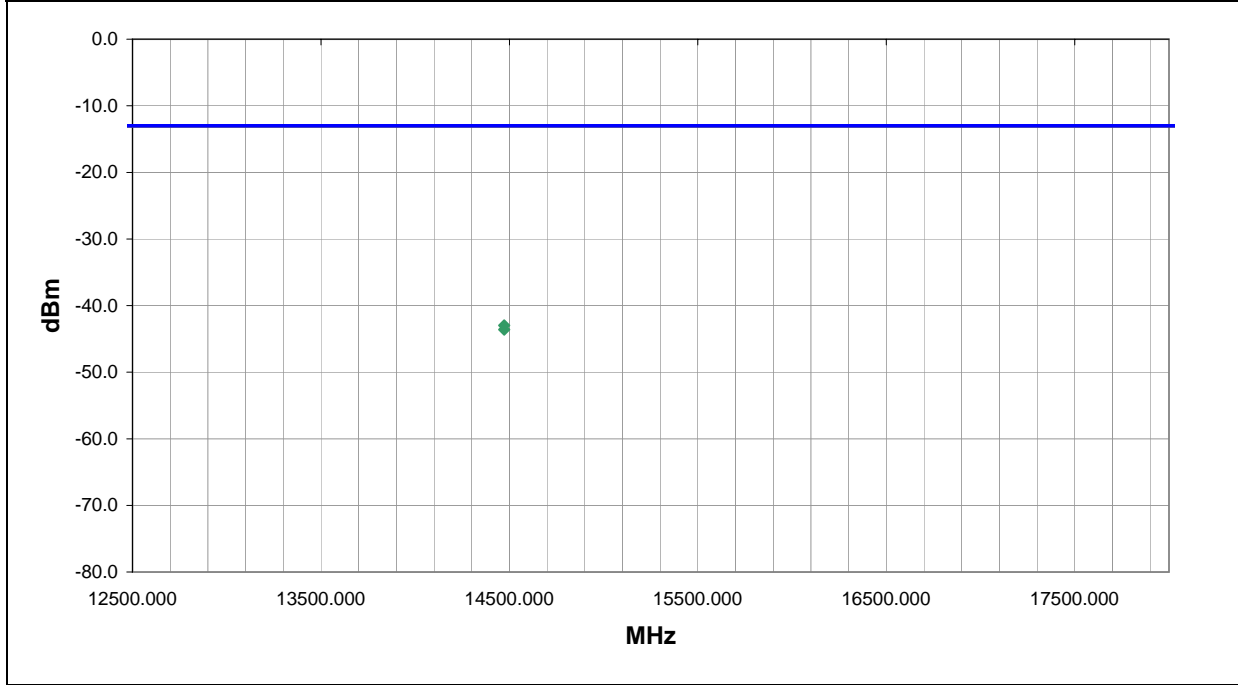
EUT OPERATING MODES
 Transmitting CDMA (cellular) 477 and 802.11b 1 in 700C, and RFID 12 in IP3

DEVIATIONS FROM TEST STANDARD
 No deviations.

RESULTS	Run #
Pass	62

Other


 Tested By: _____



Freq (MHz)	Azimuth (degrees)	Height (meters)	Polarity	Detector	EIRP (dBm)	Spec. Limit (dBm)	Compared to Spec. (dB)
14472.000	144.0	1.3	H-Horn	PK	-43.0	-13.0	-30.0
14472.000	228.0	1.6	V-Horn	PK	-43.6	-13.0	-30.6

Apparent Power Data Sheet

EUT: CDMA in 700C with 802.11b in 700C and RFID in IP3		Work Order: ITRM0030
Serial Number:		Date: 07/02/04
Customer: Intermec Technologies Corporation		Temperature: 79
Attendees: none		Humidity: 43%
Cust. Ref. No.:		Barometric Pressure: 29.93
Tested by: Holly Ashkannejhad	Power: 120VAC, 60Hz	Job Site: EV01

TEST SPECIFICATIONS	
Specification: FCC 24.238	Year: 2003
Method: TIA/EIA-603	Year: 2001

SAMPLE CALCULATIONS
 Radiated Emissions: Field Strength = Measured Level + Antenna Factor + Cable Factor - Amplifier Gain + Distance Adjustment Factor + External Attenuation
 Conducted Emissions: Adjusted Level = Measured Level + Transducer Factor + Cable Attenuation Factor + External Attenuator


COMMENTS
 CDMA(cellular) and 802.11(b) in 700C. RFID in IP3.

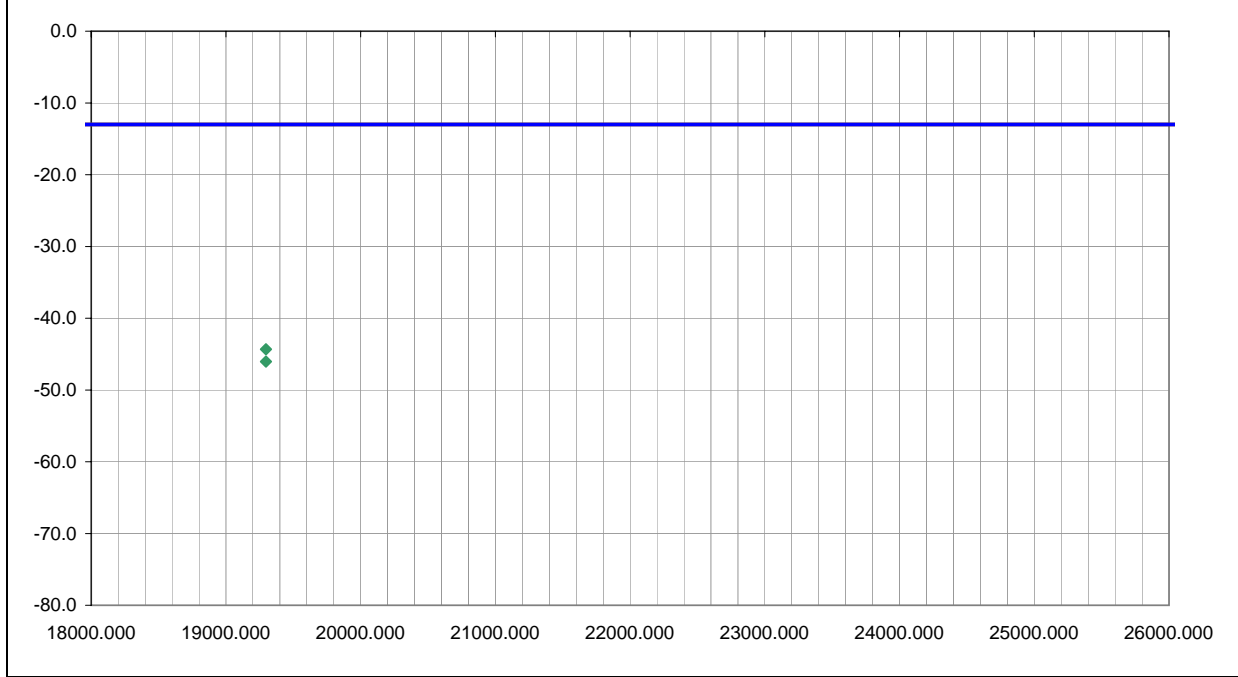
EUT OPERATING MODES
 Transmitting CDMA (cellular) 477 and 802.11b 1 in 700C, and RFID 12 in IP3

DEVIATIONS FROM TEST STANDARD
 No deviations.

RESULTS	Run #
Pass	63

Other


 Tested By: _____



Freq (MHz)	Azimuth (degrees)	Height (meters)	Polarity	Detector	EIRP (dBm)	Spec. Limit (dBm)	Compared to Spec. (dB)
19297.500	-3.0	1.0	V-High Horr	PK	-44.3	-13.0	-31.3
19297.500	362.0	1.0	H-High Horr	PK	-46.0	-13.0	-33.0

EUT:	CDMA in 700C with 802.11b in 700C and RFID in IP3	Work Order:	ITRM0030
Serial Number:		Date:	07/02/04
Customer:	Intermec Technologies Corporation	Temperature:	79
Attendees:	none	Humidity:	43%
Cust. Ref. No.:		Barometric Pressure:	29.93
Tested by:	Holly Ashkannejhad	Power:	120VAC, 60Hz
		Job Site:	EV01

TEST SPECIFICATIONS	
Specification:	FCC 22.917(e)
Method:	TIA/EIA-603
Year:	2003
Year:	2001

SAMPLE CALCULATIONS
 Radiated Emissions: Field Strength = Measured Level + Antenna Factor + Cable Factor - Amplifier Gain + Distance Adjustment Factor + External Attenuation
 Conducted Emissions: Adjusted Level = Measured Level + Transducer Factor + Cable Attenuation Factor + External Attenuator

COMMENTS
 CDMA(cellular) and 802.11(b) in 700C. RFID in IP3.

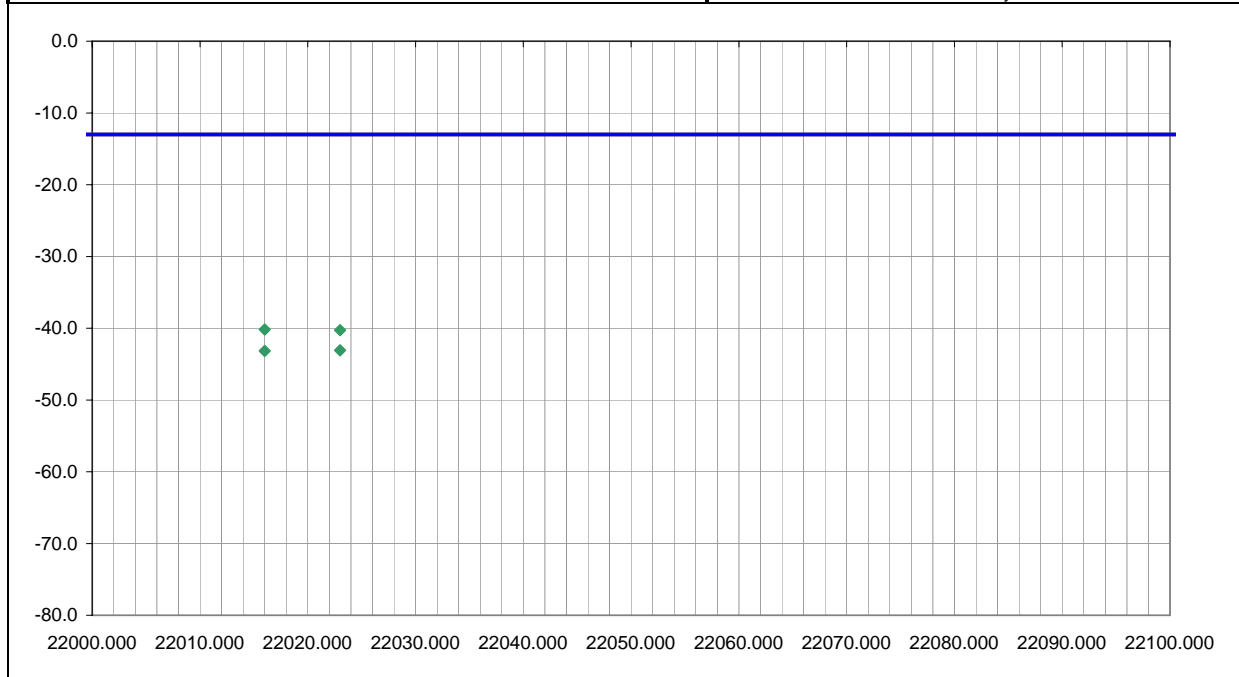
EUT OPERATING MODES
 Transmitting CDMA (cellular) 727 and 802.11b 8 in 700C, and RFID 47 in IP3

DEVIATIONS FROM TEST STANDARD
 No deviations.

RESULTS	Run #
Pass	64

Other


 Tested By:



Freq (MHz)	Azimuth (degrees)	Height (meters)	Polarity	Detector	EIRP (dBm)	Spec. Limit (dBm)	Compared to Spec. (dB)
22016.000	-2.0	1.0	V-High Horr	PK	-40.2	-13.0	-27.2
22023.000	362.0	1.0	V-High Horr	PK	-40.3	-13.0	-27.3
22023.000	361.0	1.0	H-High Horr	PK	-43.1	-13.0	-30.1
22016.000	-2.0	1.0	H-High Horr	PK	-43.2	-13.0	-30.2

Apparent Power Data Sheet

EUT: CDMA in 700C with 802.11b in 700C and RFID in IP3		Work Order: ITRM0030
Serial Number:		Date: 07/02/04
Customer: Intermec Technologies Corporation		Temperature: 79
Attendees: none		Humidity: 43%
Cust. Ref. No.:		Barometric Pressure: 29.93
Tested by: Holly Ashkannejhad	Power: 120VAC, 60Hz	Job Site: EV01

TEST SPECIFICATIONS	
Specification: FCC 22.917(e)	Year: 2003
Method: TIA/EIA-603	Year: 2001

SAMPLE CALCULATIONS	
Radiated Emissions: Field Strength = Measured Level + Antenna Factor + Cable Factor - Amplifier Gain + Distance Adjustment Factor + External Attenuation	
Conducted Emissions: Adjusted Level = Measured Level + Transducer Factor + Cable Attenuation Factor + External Attenuator	

COMMENTS
CDMA(cellular) and 802.11(b) in 700C. RFID in IP3.

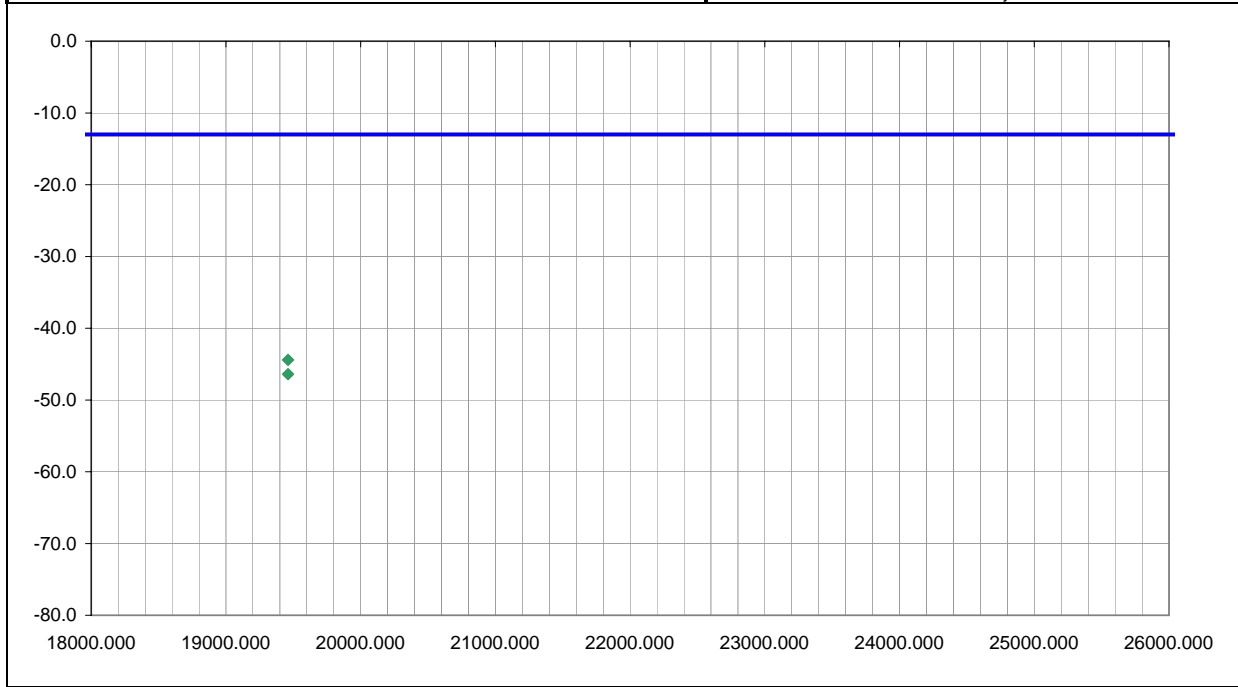
EUT OPERATING MODES
Transmitting CDMA (cellular) 310 and 802.11b 5 in 700C, and RFID 71 in IP3

DEVIATIONS FROM TEST STANDARD
No deviations.

RESULTS	Run #
Pass	65

Other


 Tested By: _____



Freq (MHz)	Azimuth (degrees)	Height (meters)	Polarity	Detector	EIRP (dBm)	Spec. Limit (dBm)	Compared to Spec. (dB)
19460.690	-2.0	1.0	V-High Horr	PK	-44.4	-13.0	-31.4
19460.690	361.0	1.0	H-High Horr	PK	-46.4	-13.0	-33.4

Apparent Power Data Sheet

EUT:	CDMA in 700C with 802.11b in 700C and RFID in IP3	Work Order:	ITRM0030
Serial Number:		Date:	07/02/04
Customer:	Intermec Technologies Corporation	Temperature:	79
Attendees:	none	Humidity:	43%
Cust. Ref. No.:		Barometric Pressure:	29.93
Tested by:	Holly Ashkannejhad	Power:	120VAC, 60Hz
		Job Site:	EV01

TEST SPECIFICATIONS	
Specification:	FCC 24.238(a)
Method:	TIA/EIA-603
Year:	2003
Year:	2001

SAMPLE CALCULATIONS
 Radiated Emissions: Field Strength = Measured Level + Antenna Factor + Cable Factor - Amplifier Gain + Distance Adjustment Factor + External Attenuation
 Conducted Emissions: Adjusted Level = Measured Level + Transducer Factor + Cable Attenuation Factor + External Attenuator

COMMENTS
 CDMA(PCS) and 802.11(b) in 700C. RFID in IP3.

EUT OPERATING MODES
 Transmitting CDMA (PCS) 41 and 802.11b 11 in 700C, and RFID 69 in IP3

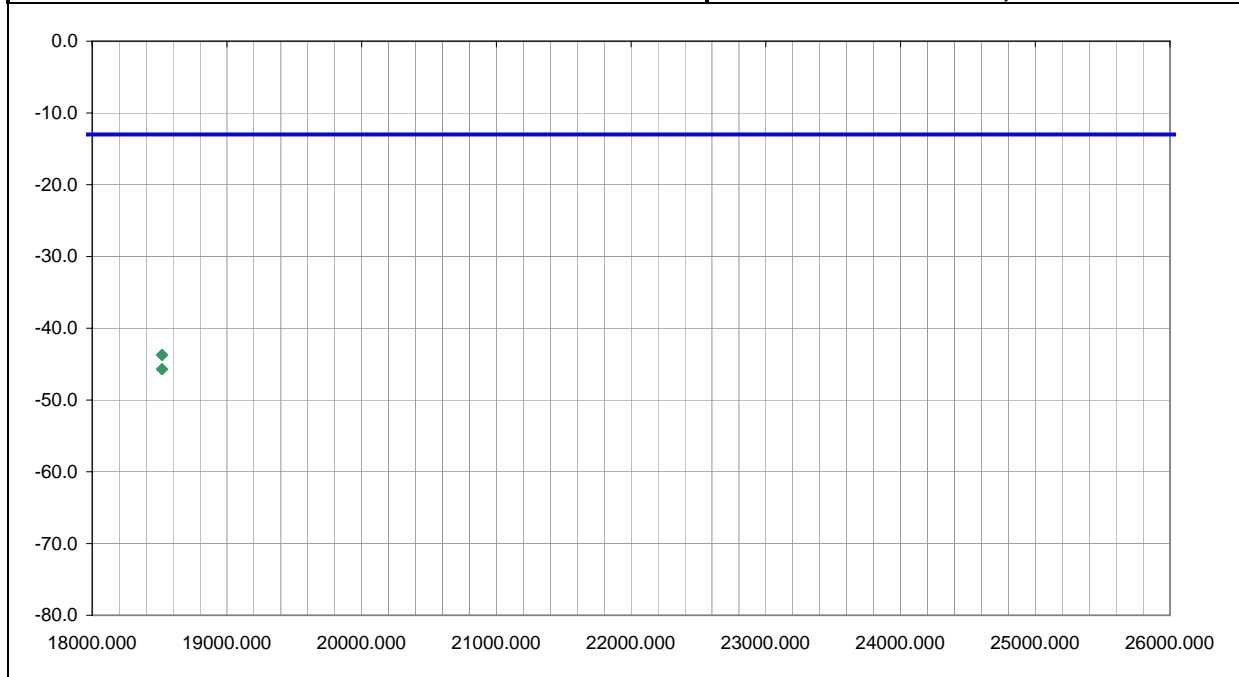
DEVIATIONS FROM TEST STANDARD
 No deviations.

RESULTS	Run #
Pass	66

Other



Tested By: _____



Freq (MHz)	Azimuth (degrees)	Height (meters)	Polarity	Detector	EIRP (dBm)	Spec. Limit (dBm)	Compared to Spec. (dB)
18517.500	303.0	1.1	V-High Horr	PK	-43.7	-13.0	-30.7
18517.500	121.0	1.0	H-High Horr	PK	-45.7	-13.0	-32.7

Apparent Power Data Sheet

EUT: CDMA in 700C with 802.11b in 700C and RFID in IP3		Work Order: ITRM0030
Serial Number:		Date: 07/02/04
Customer: Intermec Technologies Corporation		Temperature: 79
Attendees: none		Humidity: 43%
Cust. Ref. No.:		Barometric Pressure: 29.93
Tested by: Holly Ashkannejhad	Power: 120VAC, 60Hz	Job Site: EV01

TEST SPECIFICATIONS	
Specification: FCC 24.238(a)	Year: 2003
Method: TIA/EIA-603	Year: 2001

SAMPLE CALCULATIONS	
Radiated Emissions: Field Strength = Measured Level + Antenna Factor + Cable Factor - Amplifier Gain + Distance Adjustment Factor + External Attenuation	
Conducted Emissions: Adjusted Level = Measured Level + Transducer Factor + Cable Attenuation Factor + External Attenuator	

COMMENTS
CDMA(PCS) and 802.11(b) in 700C. RFID in IP3.

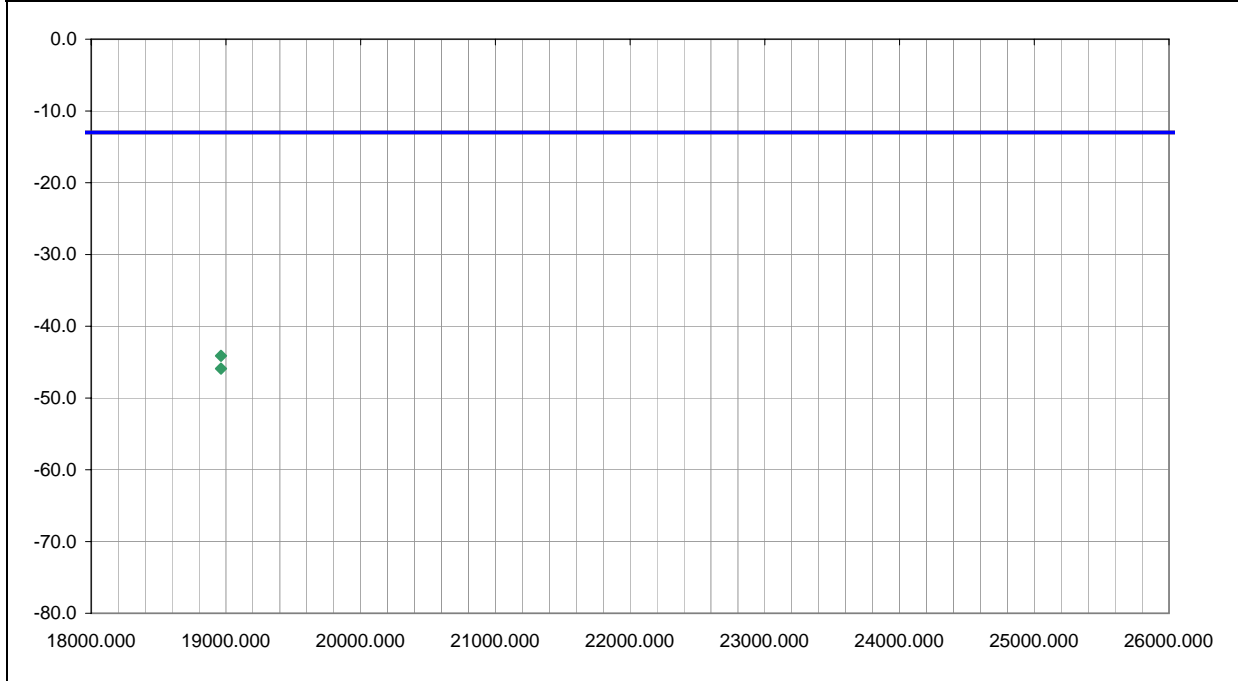
EUT OPERATING MODES
Transmitting CDMA (PCS) 932 and 802.11b 11 in 700C, and RFID 8 in IP3

DEVIATIONS FROM TEST STANDARD
No deviations.

RESULTS	Run #
Pass	67

Other


 Tested By: _____



Freq (MHz)	Azimuth (degrees)	Height (meters)	Polarity	Detector	EIRP (dBm)	Spec. Limit (dBm)	Compared to Spec. (dB)
18963.000	248.0	1.0	V-High Horr	PK	-44.1	-13.0	-31.1
18963.000	117.0	1.1	H-High Horr	PK	-45.9	-13.0	-32.9

Apparent Power Data Sheet

EUT: CDMA in 700C with 802.11b in 700C and RFID in IP3		Work Order: ITRM0030
Serial Number:		Date: 07/02/04
Customer: Intermec Technologies Corporation		Temperature: 79
Attendees: none		Humidity: 43%
Cust. Ref. No.:		Barometric Pressure: 29.93
Tested by: Holly Ashkannejhad	Power: 120VAC, 60Hz	Job Site: EV01

TEST SPECIFICATIONS	
Specification: FCC 24.238(a)	Year: 2003
Method: TIA/EIA-603	Year: 2001

SAMPLE CALCULATIONS
 Radiated Emissions: Field Strength = Measured Level + Antenna Factor + Cable Factor - Amplifier Gain + Distance Adjustment Factor + External Attenuation
 Conducted Emissions: Adjusted Level = Measured Level + Transducer Factor + Cable Attenuation Factor + External Attenuator

COMMENTS
 CDMA(PCS) and 802.11(b) in 700C. RFID in IP3.

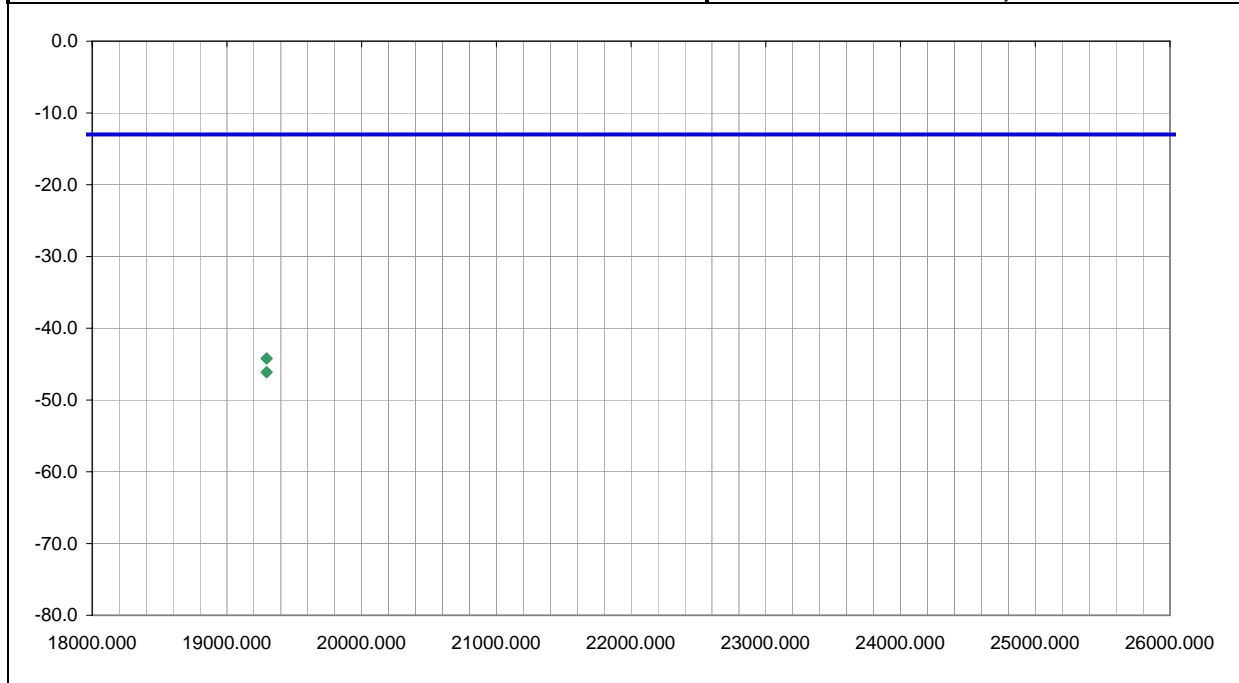
EUT OPERATING MODES
 Transmitting CDMA (PCS) 1117 and 802.11b 1 in 700C, and RFID 50 in IP3

DEVIATIONS FROM TEST STANDARD
 No deviations.

RESULTS	Run #
Pass	68

Other


 Tested By: _____



Freq (MHz)	Azimuth (degrees)	Height (meters)	Polarity	Detector	EIRP (dBm)	Spec. Limit (dBm)	Compared to Spec. (dB)
19294.880	118.0	1.1	V-High Horr	PK	-44.2	-13.0	-31.2
19294.880	309.0	1.0	H-High Horr	PK	-46.1	-13.0	-33.1

Apparent Power Data Sheet

EUT:	CDMA in 700C with 802.11b in 700C and RFID in IP3	Work Order:	ITRM0030
Serial Number:		Date:	07/03/04
Customer:	Intermec Technologies Corporation	Temperature:	79
Attendees:	none	Humidity:	43%
Cust. Ref. No.:		Barometric Pressure:	29.93
Tested by:	Holly Ashkannejhad	Power:	120VAC, 60Hz
		Job Site:	EV01

TEST SPECIFICATIONS	
Specification:	FCC 24.238(a)
Method:	TIA/EIA-603
Year:	2003
Year:	2001

SAMPLE CALCULATIONS
 Radiated Emissions: Field Strength = Measured Level + Antenna Factor + Cable Factor - Amplifier Gain + Distance Adjustment Factor + External Attenuation
 Conducted Emissions: Adjusted Level = Measured Level + Transducer Factor + Cable Attenuation Factor + External Attenuator


COMMENTS
 CDMA(PCS) and 802.11(b) in 700C. RFID in IP3.

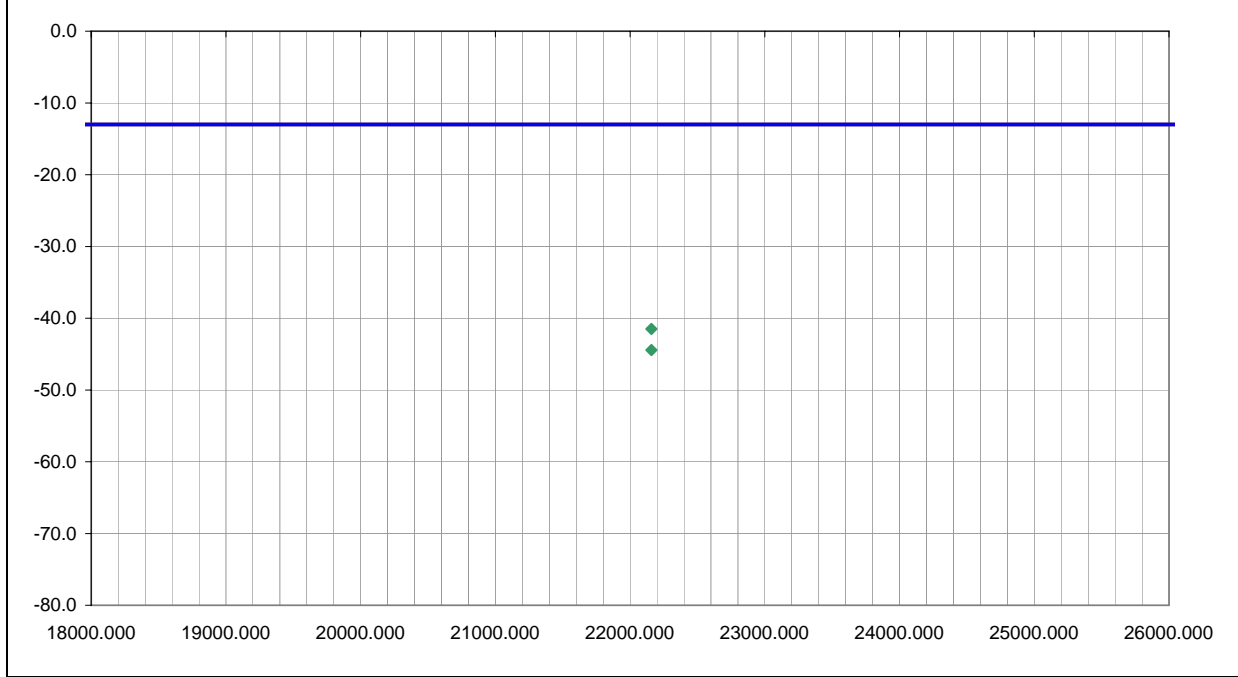
EUT OPERATING MODES
 Transmitting CDMA (PCS) 1117 and 802.11b 1 in 700C, and RFID 62 in IP3

DEVIATIONS FROM TEST STANDARD
 No deviations.

RESULTS	Run #
Pass	69

Other


 Tested By: _____



Freq (MHz)	Azimuth (degrees)	Height (meters)	Polarity	Detector	EIRP (dBm)	Spec. Limit (dBm)	Compared to Spec. (dB)
22158.000	361.0	1.0	V-High Horr	PK	-41.5	-13.0	-28.5
22158.000	-1.0	1.0	H-High Horr	PK	-44.4	-13.0	-31.4

Apparent Power Data Sheet

EUT: CDMA in 700C with 802.11b in 700C and RFID in IP3		Work Order: ITRM0030
Serial Number:		Date: 07/03/04
Customer: Intermec Technologies Corporation		Temperature: 79
Attendees: none		Humidity: 43%
Cust. Ref. No.:		Barometric Pressure: 29.93
Tested by: Holly Ashkannejhad	Power: 120VAC, 60Hz	Job Site: EV01

TEST SPECIFICATIONS	
Specification: FCC 24.238(a)	Year: 2003
Method: TIA/EIA-603	Year: 2001

SAMPLE CALCULATIONS
 Radiated Emissions: Field Strength = Measured Level + Antenna Factor + Cable Factor - Amplifier Gain + Distance Adjustment Factor + External Attenuation
 Conducted Emissions: Adjusted Level = Measured Level + Transducer Factor + Cable Attenuation Factor + External Attenuator

COMMENTS
 CDMA(PCS) and 802.11(b) in 700C. RFID in IP3.

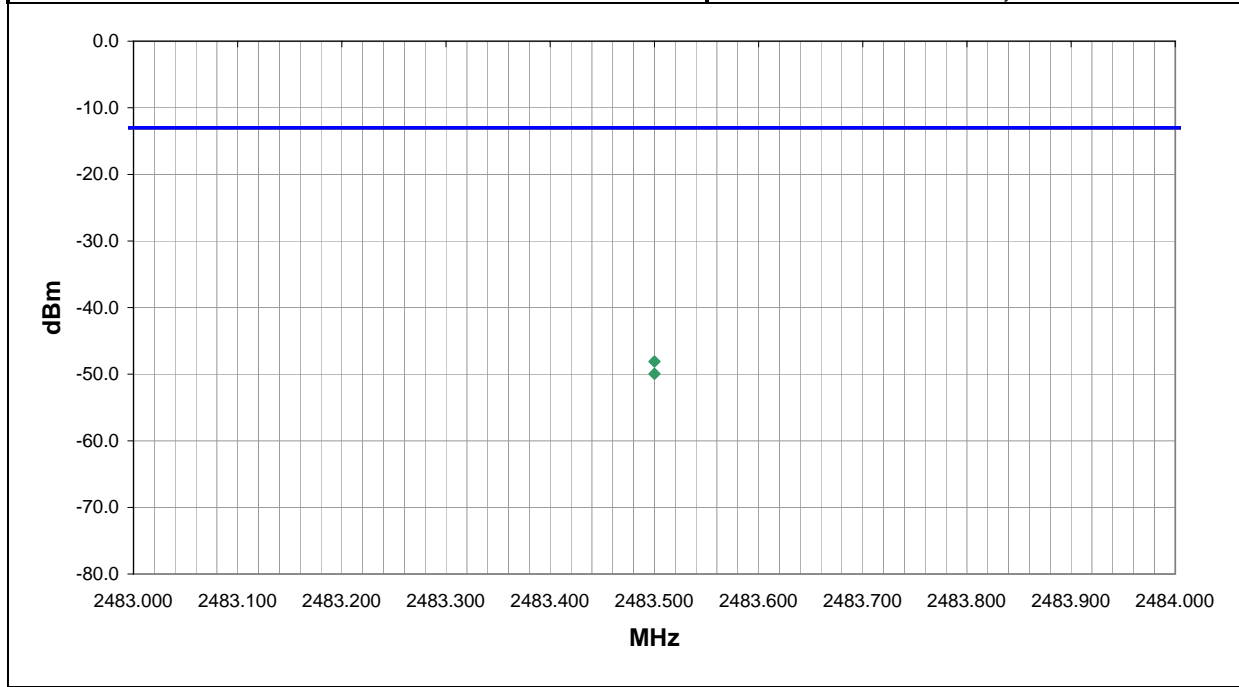
EUT OPERATING MODES
 Transmitting CDMA (PCS) 1175 and 802.11b 11 in 700C, and RFID 7 in IP3

DEVIATIONS FROM TEST STANDARD
 No deviations.

RESULTS	Run #
Pass	70

Other


 Tested By: _____



Freq (MHz)	Azimuth (degrees)	Height (meters)	Polarity	Detector	EIRP (dBm)	Spec. Limit (dBm)	Compared to Spec. (dB)
2483.500	285.0	1.0	V-Horn	PK	-48.1	-13.0	-35.1
2483.500	331.0	1.1	H-Horn	PK	-49.9	-13.0	-36.9

Apparent Power Data Sheet

EUT: CDMA in 700C with 802.11b in 700C and RFID in IP3		Work Order: ITRM0030
Serial Number:		Date: 07/03/04
Customer: Intermec Technologies Corporation		Temperature: 79
Attendees: none		Humidity: 43%
Cust. Ref. No.:		Barometric Pressure: 29.93
Tested by: Holly Ashkannejhad	Power: 120VAC, 60Hz	Job Site: EV01

TEST SPECIFICATIONS	
Specification: FCC 22.917(e)	Year: 2003
Method: TIA/EIA-603	Year: 2001

SAMPLE CALCULATIONS
 Radiated Emissions: Field Strength = Measured Level + Antenna Factor + Cable Factor - Amplifier Gain + Distance Adjustment Factor + External Attenuation
 Conducted Emissions: Adjusted Level = Measured Level + Transducer Factor + Cable Attenuation Factor + External Attenuator


COMMENTS
 CDMA(cellular) and 802.11(b) in 700C. RFID in IP3.

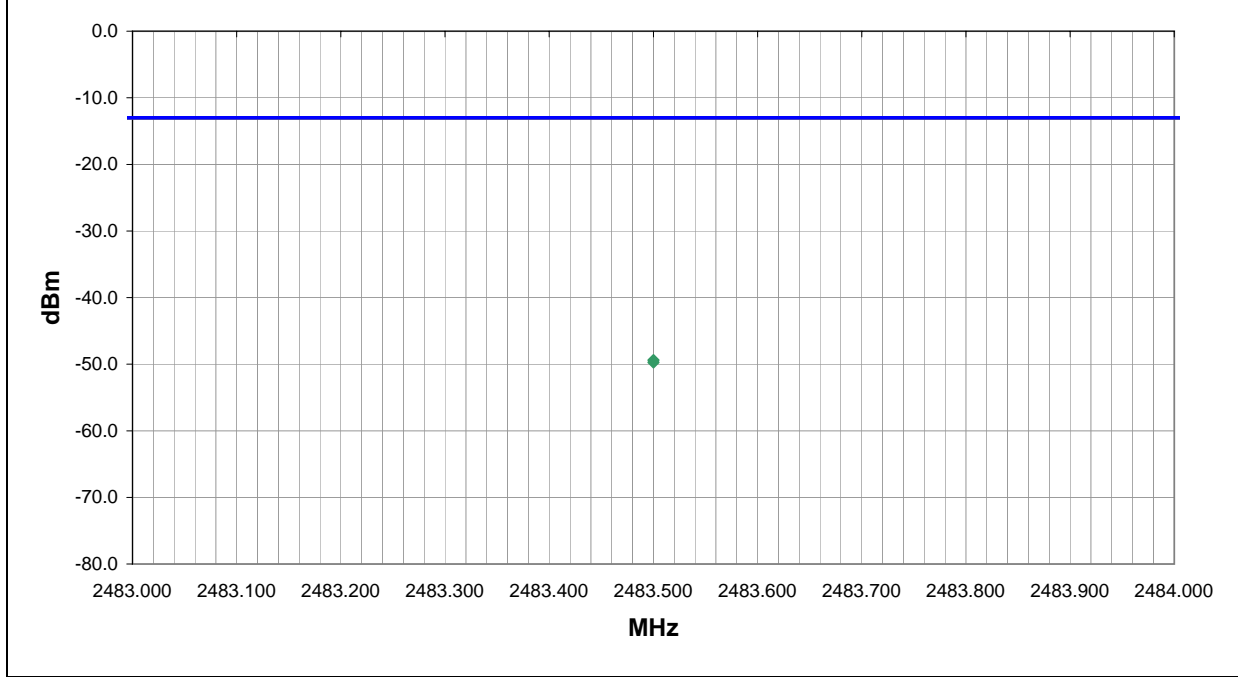
EUT OPERATING MODES
 Transmitting CDMA (cellular) 310 and 802.11b 11 in 700C, and RFID 71 in IP3

DEVIATIONS FROM TEST STANDARD
 No deviations.

RESULTS	Run #
Pass	71

Other


 Tested By: _____



Freq (MHz)	Azimuth (degrees)	Height (meters)	Polarity	Detector	EIRP (dBm)	Spec. Limit (dBm)	Compared to Spec. (dB)
2483.500	118.0	1.0	V-Horn	PK	-49.4	-13.0	-36.4
2483.500	337.0	1.0	H-Horn	PK	-49.7	-13.0	-36.7

Apparent Power Data Sheet

EUT:	Bluetooth in 6820 with CDMA, Bluetooth, and 802.11	Work Order:	ITRM0030
Serial Number:		Date:	07/07/04
Customer:	Intermec Technologies Corporation	Temperature:	73
Attendees:	none	Humidity:	41%
Cust. Ref. No.:		Barometric Pressure:	30.09
Tested by:	Holly Ashkannejhad	Power:	120VAC, 60Hz
		Job Site:	EV01

TEST SPECIFICATIONS

Specification:	FCC 24.238(a)	Year:	2003
Method:	TIA/EIA-603	Year:	2001

SAMPLE CALCULATIONS

Radiated Emissions: Field Strength = Measured Level + Antenna Factor + Cable Factor - Amplifier Gain + Distance Adjustment Factor + External Attenuation
 Conducted Emissions: Adjusted Level = Measured Level + Transducer Factor + Cable Attenuation Factor + External Attenuator

COMMENTS

Simultaneous transmission of 6820 printer (Bluetooth) with 700C (CDMA(PCS)/802.11b/Bluetooth)

EUT OPERATING MODES

Transmitting channel 35 CDMA PCS, 802.11b channel 11, Bluetooth channel 68

DEVIATIONS FROM TEST STANDARD

No deviations.

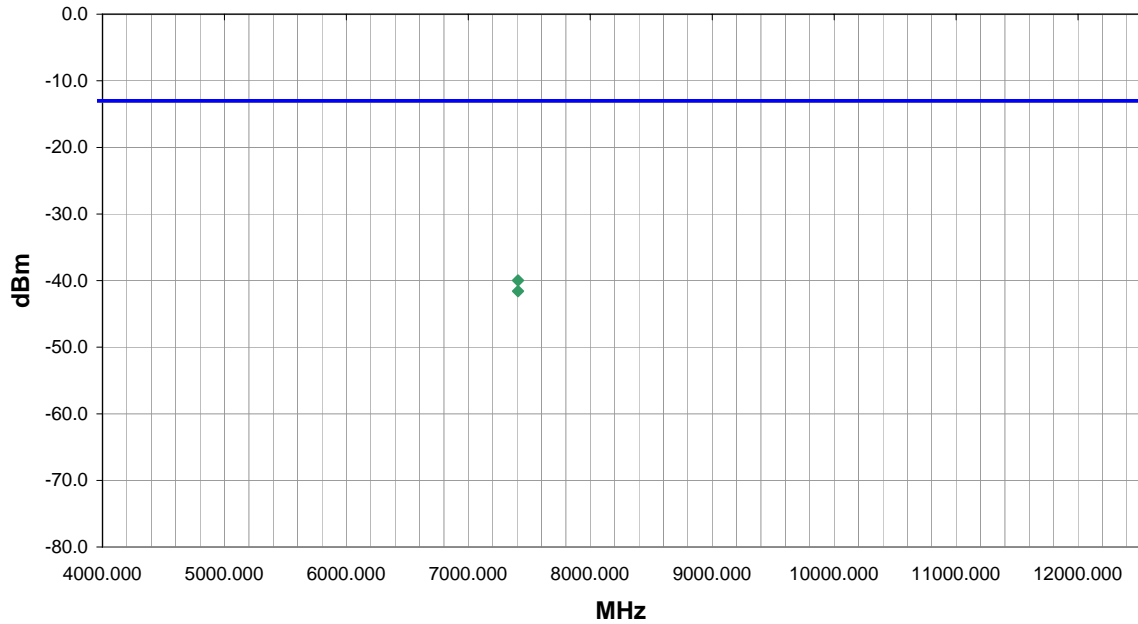
RESULTS

Pass	Run #	24
------	-------	----

Other

Holly Ashkannejhad

Tested By:



Freq (MHz)	Azimuth (degrees)	Height (meters)	Polarity	Detector	EIRP (dBm)	Spec. Limit (dBm)	Compared to Spec. (dB)
7407.031	309.0	1.6	V-Horn	PK	-40.0	-13.0	-27.0
7407.031	297.0	1.3	H-Horn	PK	-41.6	-13.0	-28.6

Apparent Power Data Sheet

EUT:	Bluetooth in 6820 with CDMA, Bluetooth, and 802.11	Work Order:	ITRM0030
Serial Number:		Date:	07/07/04
Customer:	Intermec Technologies Corporation	Temperature:	73
Attendees:	none	Humidity:	41%
Cust. Ref. No.:		Barometric Pressure:	30.09
Tested by:	Holly Ashkannejhad	Power:	120VAC, 60Hz
		Job Site:	EV01

TEST SPECIFICATIONS	
Specification:	FCC 24.238(a)
Method:	TIA/EIA-603
Year:	2003
Year:	2001

SAMPLE CALCULATIONS
 Radiated Emissions: Field Strength = Measured Level + Antenna Factor + Cable Factor - Amplifier Gain + Distance Adjustment Factor + External Attenuation
 Conducted Emissions: Adjusted Level = Measured Level + Transducer Factor + Cable Attenuation Factor + External Attenuator

COMMENTS
 Simultaneous transmission of 6820 printer (Bluetooth) with 700C (CDMA(PCS)/802.11b/Bluetooth)

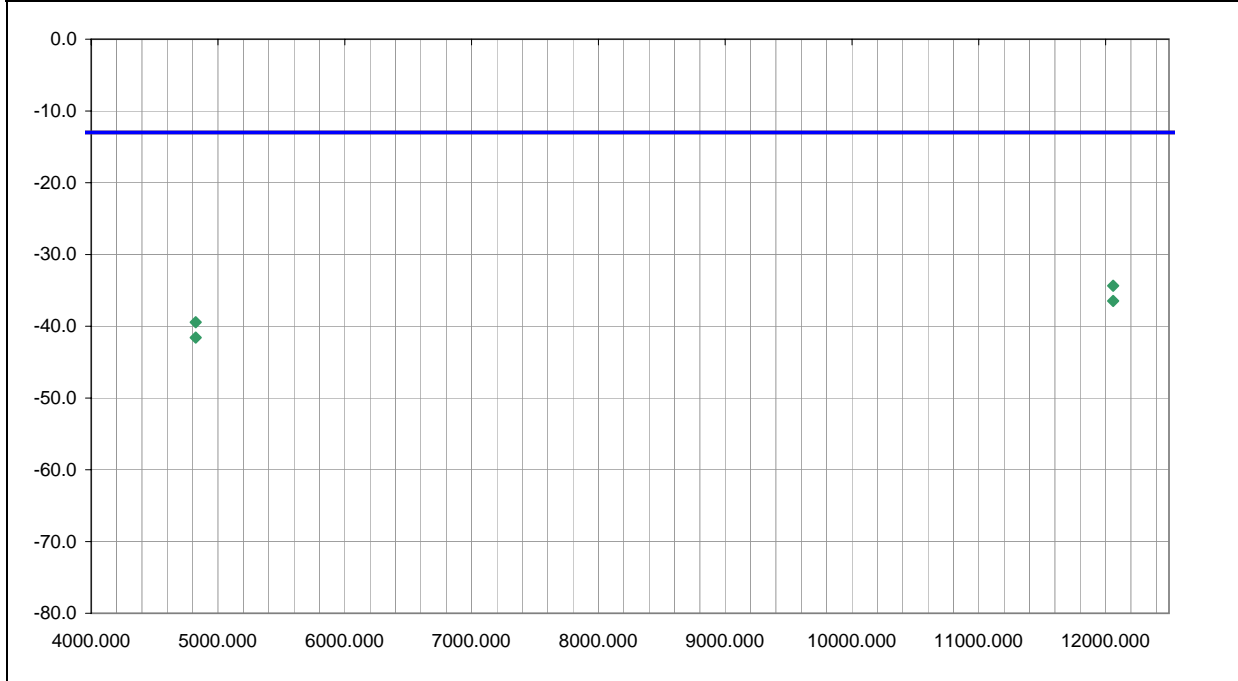
EUT OPERATING MODES
 Transmitting channel 1153 CDMA PCS, Channel 1 802.11b, Bluetooth channel 11

DEVIATIONS FROM TEST STANDARD
 No deviations.

RESULTS	Run #
Pass	25

Other


 Tested By:



Freq (MHz)	Azimuth (degrees)	Height (meters)	Polarity	Detector	EIRP (dBm)	Spec. Limit (dBm)	Compared to Spec. (dB)
12060.000	-1.0	1.0	H-Horn	PK	-34.4	-13.0	-21.4
12060.000	360.0	1.0	V-Horn	PK	-36.5	-13.0	-23.5
4823.956	261.0	1.5	V-Horn	PK	-39.4	-13.0	-26.4
4823.956	80.0	1.3	H-Horn	PK	-41.6	-13.0	-28.6

Apparent Power Data Sheet

EUT:	CDMA in 700C with 802.11(b), Bluetooth in 700C	Work Order:	ITRM0030
Serial Number:		Date:	07/07/04
Customer:	Intermec Technologies Corporation	Temperature:	73
Attendees:	none	Humidity:	41%
Cust. Ref. No.:		Barometric Pressure:	30.09
Tested by:	Holly Ashkannejhad	Power:	120VAC, 60Hz
		Job Site:	EV01

TEST SPECIFICATIONS	
Specification:	FCC 24.238(a)
Method:	TIA/EIA-603
Year:	2003
Year:	2001

SAMPLE CALCULATIONS

Radiated Emissions: Field Strength = Measured Level + Antenna Factor + Cable Factor - Amplifier Gain + Distance Adjustment Factor + External Attenuation
 Conducted Emissions: Adjusted Level = Measured Level + Transducer Factor + Cable Attenuation Factor + External Attenuator

COMMENTS

Simultaneous transmission of 6820 printer (Bluetooth) with 700C (CDMA(PCS)/802.11b/Bluetooth)

EUT OPERATING MODES

Transmitting Channel 1 CDMA PCS, Channel 1 802.11b, Bluetooth channel 11

DEVIATIONS FROM TEST STANDARD

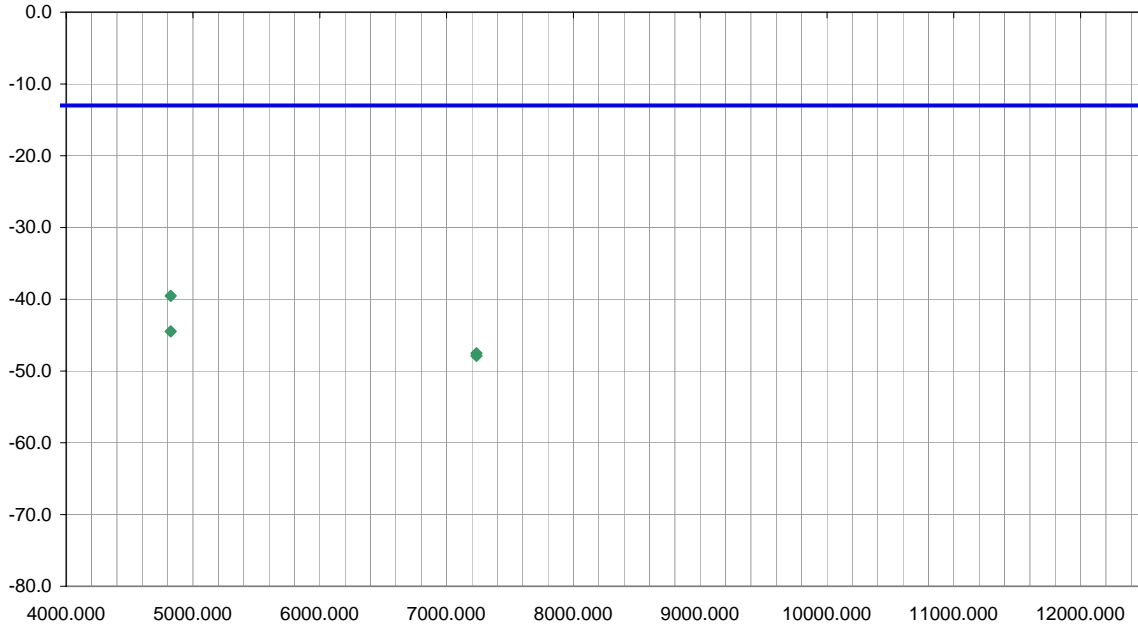
No deviations.

RESULTS	Run #
Pass	26

Other



Tested By: _____



Freq (MHz)	Azimuth (degrees)	Height (meters)	Polarity	Detector	EIRP (dBm)	Spec. Limit (dBm)	Compared to Spec. (dB)
4824.010	18.0	1.0	V-Horn	PK	-39.5	-13.0	-26.5
4824.010	325.0	1.0	H-Horn	PK	-44.5	-13.0	-31.5
7236.000	338.0	1.3	H-Horn	PK	-47.5	-13.0	-34.5
7236.000	82.0	1.3	V-Horn	PK	-47.9	-13.0	-34.9

Apparent Power Data Sheet

EUT: CDMA in 700C with 802.11(b), Bluetooth in 700C		Work Order: ITRM0030
Serial Number:		Date: 07/07/04
Customer: Intermec Technologies Corporation		Temperature: 73
Attendees: none		Humidity: 41%
Cust. Ref. No.:		Barometric Pressure: 30.09
Tested by: Holly Ashkannejhad	Power: 120VAC, 60Hz	Job Site: EV01

TEST SPECIFICATIONS

Specification: FCC 24.238(a)	Year: 2003
Method: TIA/EIA-603	Year: 2001

SAMPLE CALCULATIONS

Radiated Emissions: Field Strength = Measured Level + Antenna Factor + Cable Factor - Amplifier Gain + Distance Adjustment Factor + External Attenuation
 Conducted Emissions: Adjusted Level = Measured Level + Transducer Factor + Cable Attenuation Factor + External Attenuator

COMMENTS

Simultaneous transmission of 6820 printer (Bluetooth) with 700C (CDMA(PCS)/802.11b/Bluetooth)

EUT OPERATING MODES

Transmitting Channel 1 CDMA PCS, Channel 1 802.11b, Bluetooth channel 11

DEVIATIONS FROM TEST STANDARD

No deviations.

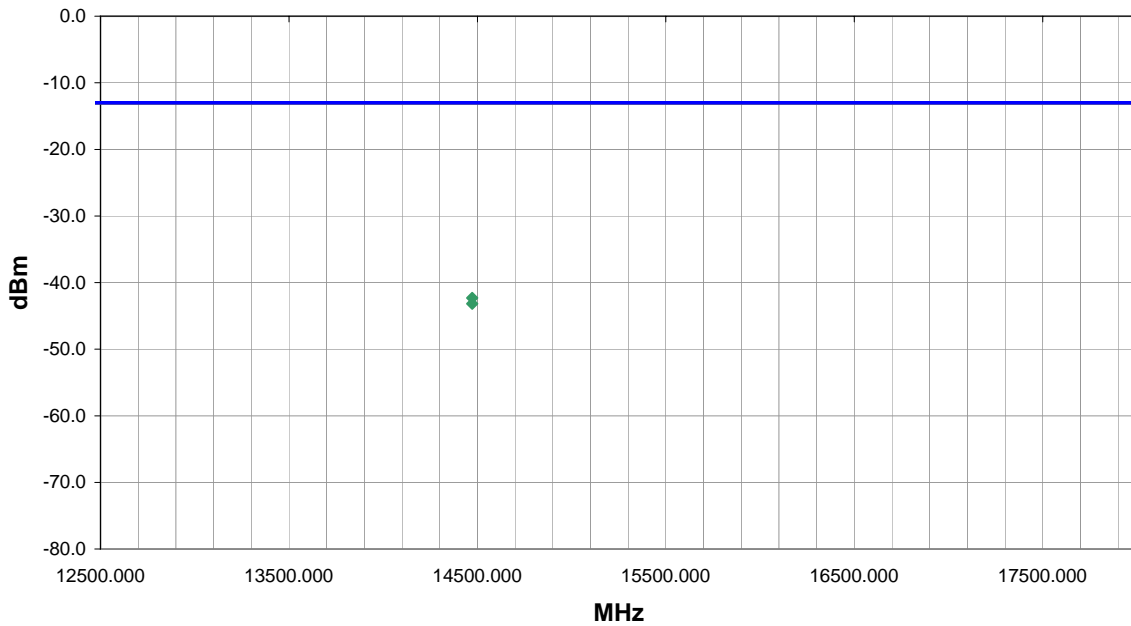
RESULTS

Pass	Run #
	27

Other

Holly Ashkannejhad

Tested By:



Freq (MHz)	Azimuth (degrees)	Height (meters)	Polarity	Detector	EIRP (dBm)	Spec. Limit (dBm)	Compared to Spec. (dB)
14472.000	-1.0	1.2	V-Horn	PK	-42.3	-13.0	-29.3
14472.000	323.0	1.0	H-Horn	PK	-43.2	-13.0	-30.2

Apparent Power Data Sheet

EUT:	CDMA in 700C with 802.11(b), Bluetooth in 700C	Work Order:	ITRM0030
Serial Number:		Date:	06/28/04
Customer:	Intermec Technologies Corporation	Temperature:	75
Attendees:	none	Humidity:	45%
Cust. Ref. No.:		Barometric Pressure:	30.16
Tested by:	Holly Ashkannejhad	Power:	120VAC, 60Hz
		Job Site:	EV01

TEST SPECIFICATIONS	
Specification:	FCC 24.238(a)
Method:	TIA/EIA-603
Year:	2003
Year:	2001

SAMPLE CALCULATIONS

Radiated Emissions: Field Strength = Measured Level + Antenna Factor + Cable Factor - Amplifier Gain + Distance Adjustment Factor + External Attenuation
 Conducted Emissions: Adjusted Level = Measured Level + Transducer Factor + Cable Attenuation Factor + External Attenuator

COMMENTS

Simultaneous transmission of 6820 printer (Bluetooth) with 700C (CDMA(PCS)/802.11b/Bluetooth)

EUT OPERATING MODES


Transmitting channel 35 CDMA PCS, 802.11b channel 11, Bluetooth channel 68

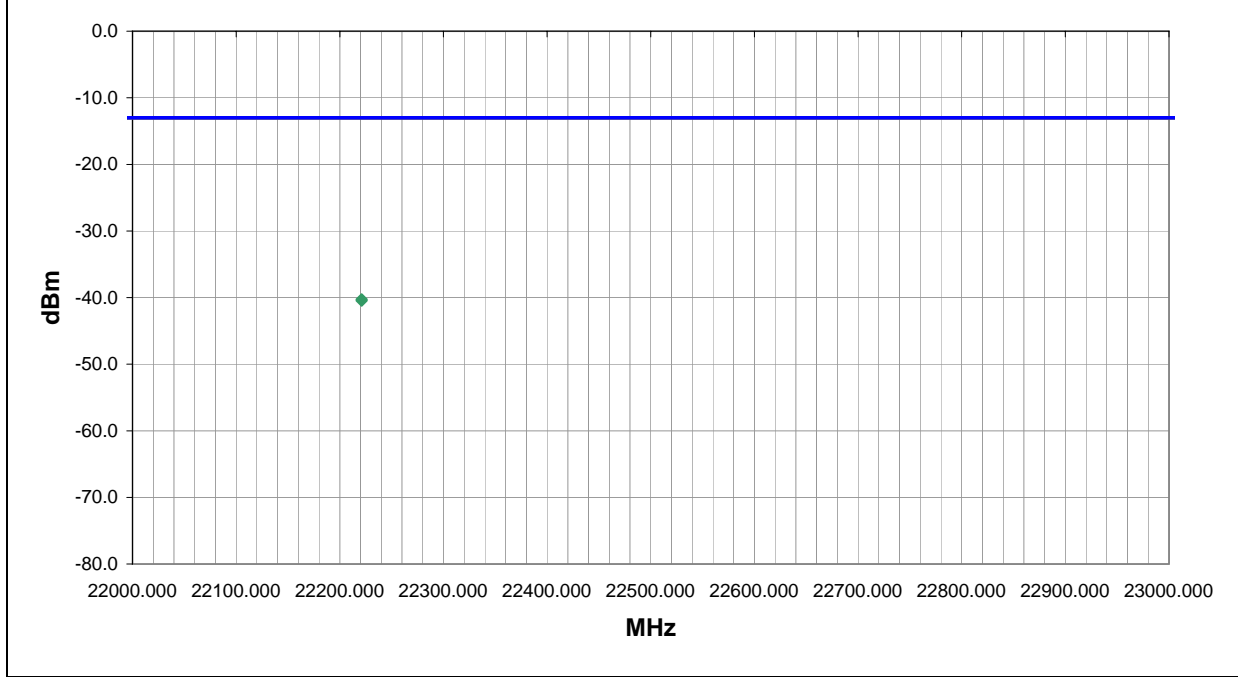
DEVIATIONS FROM TEST STANDARD

No deviations.

RESULTS	Run #
Pass	28

Other


 Tested By:



Freq (MHz)	Azimuth (degrees)	Height (meters)	Polarity	Detector	EIRP (dBm)	Spec. Limit (dBm)	Compared to Spec. (dB)
22221.000	362.0	1.0	V-High Horr	PK	-40.3	-13.0	-27.3
22221.000	-3.0	1.0	V-High Horr	PK	-40.5	-13.0	-27.5

Apparent Power Data Sheet

EUT: CDMA in 700C with 802.11(b), Bluetooth in 700C		Work Order: ITRM0030
Serial Number:		Date: 06/28/04
Customer: Intermec Technologies Corporation		Temperature: 75
Attendees: none		Humidity: 45%
Cust. Ref. No.:		Barometric Pressure: 30.16
Tested by: Holly Ashkannejhad	Power: 120VAC, 60Hz	Job Site: EV01

TEST SPECIFICATIONS	
Specification: FCC 24.238(a)	Year: 2003
Method: TIA/EIA-603	Year: 2001

SAMPLE CALCULATIONS
 Radiated Emissions: Field Strength = Measured Level + Antenna Factor + Cable Factor - Amplifier Gain + Distance Adjustment Factor + External Attenuation
 Conducted Emissions: Adjusted Level = Measured Level + Transducer Factor + Cable Attenuation Factor + External Attenuator

COMMENTS
 Simultaneous transmission of 6820 printer (Bluetooth) with 700C (CDMA(PCS)/802.11b/Bluetooth)

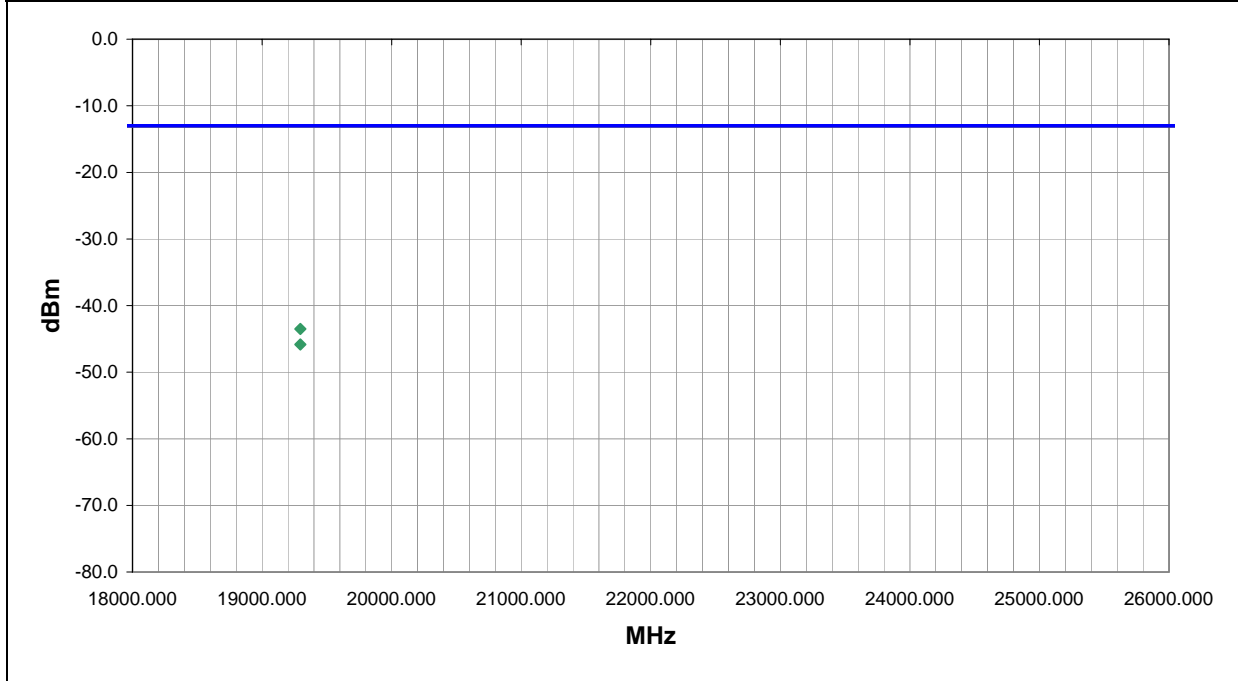
EUT OPERATING MODES
 Transmitting channel 1153 CDMA PCS, 802.11b channel 1, Bluetooth channel 11

DEVIATIONS FROM TEST STANDARD
 No deviations.

RESULTS	Run #
Pass	29

Other


 Tested By: _____



Freq (MHz)	Azimuth (degrees)	Height (meters)	Polarity	Detector	EIRP (dBm)	Spec. Limit (dBm)	Compared to Spec. (dB)
19296.000	-2.0	1.0	V-High Horr	PK	-43.5	-13.0	-30.5
19296.000	361.0	1.0	H-High Horr	PK	-45.8	-13.0	-32.8

Apparent Power Data Sheet

EUT:	CDMA in 700C with 802.11(b), Bluetooth in 700C	Work Order:	ITRM0030
Serial Number:		Date:	06/28/04
Customer:	Intermec Technologies Corporation	Temperature:	75
Attendees:	none	Humidity:	45%
Cust. Ref. No.:		Barometric Pressure:	30.16
Tested by:	Holly Ashkannejhad	Power:	120VAC, 60Hz
		Job Site:	EV01

TEST SPECIFICATIONS

Specification:	FCC 24.238(a)	Year:	2003
Method:	TIA/EIA-603	Year:	2001

SAMPLE CALCULATIONS

Radiated Emissions: Field Strength = Measured Level + Antenna Factor + Cable Factor - Amplifier Gain + Distance Adjustment Factor + External Attenuation
 Conducted Emissions: Adjusted Level = Measured Level + Transducer Factor + Cable Attenuation Factor + External Attenuator

COMMENTS

Simultaneous transmission of 6820 printer (Bluetooth) with 700C (CDMA(PCS)/802.11b/Bluetooth)

EUT OPERATING MODES

Transmitting channel 1153 CDMA PCS, 802.11b channel 11, Bluetooth channel 62

DEVIATIONS FROM TEST STANDARD

No deviations.

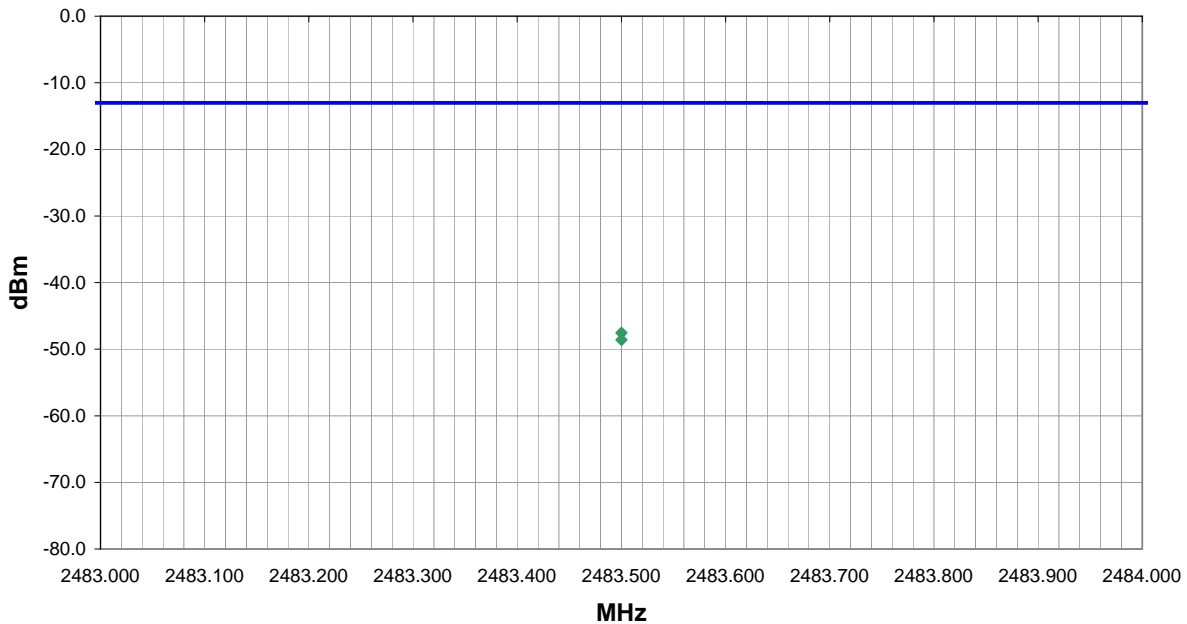
RESULTS

Pass	Run #	30
------	-------	----

Other

Holly Ashkannejhad

Tested By:



Freq (MHz)	Azimuth (degrees)	Height (meters)	Polarity	Detector	EIRP (dBm)	Spec. Limit (dBm)	Compared to Spec. (dB)
2483.500	61.0	1.3	H-Horn	PK	-47.5	-13.0	-34.5
2483.500	49.0	1.1	V-Horn	PK	-48.6	-13.0	-35.6

Apparent Power Data Sheet

EUT:	CDMA in 700C with 802.11(b), Bluetooth in 700C	Work Order:	ITRM0030
Serial Number:		Date:	06/28/04
Customer:	Intermec Technologies Corporation	Temperature:	75
Attendees:	none	Humidity:	45%
Cust. Ref. No.:		Barometric Pressure:	30.16
Tested by:	Holly Ashkannejhad	Power:	120VAC, 60Hz
		Job Site:	EV01

TEST SPECIFICATIONS	
Specification:	FCC 22.917(e)
Method:	TIA/EIA-603
Year:	2003
Year:	2001

SAMPLE CALCULATIONS
 Radiated Emissions: Field Strength = Measured Level + Antenna Factor + Cable Factor - Amplifier Gain + Distance Adjustment Factor + External Attenuation
 Conducted Emissions: Adjusted Level = Measured Level + Transducer Factor + Cable Attenuation Factor + External Attenuator

COMMENTS
 Simultaneous transmission of 6820 printer (Bluetooth) with 700C (CDMA(cellular)/802.11b/Bluetooth)

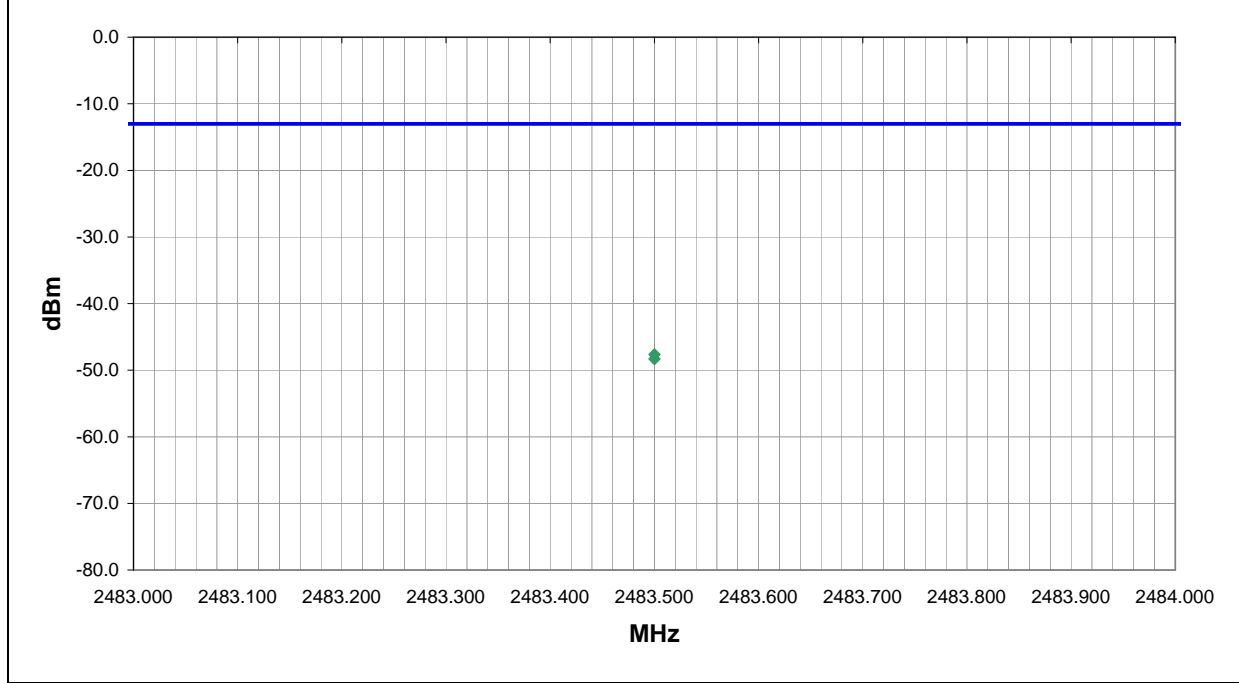
EUT OPERATING MODES
 Transmitting channel 54 CDMA cellular, 802.11b channel 11, Bluetooth channel 79

DEVIATIONS FROM TEST STANDARD
 No deviations.

RESULTS	Run #
Pass	31

Other


 Tested By: _____



Freq (MHz)	Azimuth (degrees)	Height (meters)	Polarity	Detector	EIRP (dBm)	Spec. Limit (dBm)	Compared to Spec. (dB)
2483.500	61.0	1.3	H-Horn	PK	-47.6	-13.0	-34.6
2483.500	55.0	1.1	V-Horn	PK	-48.3	-13.0	-35.3

Apparent Power Data Sheet

EUT:	CDMA in 700C with 802.11(b), Bluetooth in 700C	Work Order:	ITRM0030
Serial Number:		Date:	06/28/04
Customer:	Intermec Technologies Corporation	Temperature:	75
Attendees:	none	Humidity:	45%
Cust. Ref. No.:		Barometric Pressure:	30.16
Tested by:	Holly Ashkannejhad	Power:	120VAC, 60Hz
		Job Site:	EV01

TEST SPECIFICATIONS

Specification:	FCC 22.917(e)	Year:	2003
Method:	TIA/EIA-603	Year:	2001

SAMPLE CALCULATIONS

Radiated Emissions: Field Strength = Measured Level + Antenna Factor + Cable Factor - Amplifier Gain + Distance Adjustment Factor + External Attenuation
 Conducted Emissions: Adjusted Level = Measured Level + Transducer Factor + Cable Attenuation Factor + External Attenuator

COMMENTS

Simultaneous transmission of 6820 printer (Bluetooth) with 700C (CDMA(cellular)/802.11b/Bluetooth)

EUT OPERATING MODES

Transmitting channel 467 CDMA cellular, 802.11b channel 1, Bluetooth channel 11

DEVIATIONS FROM TEST STANDARD

No deviations.

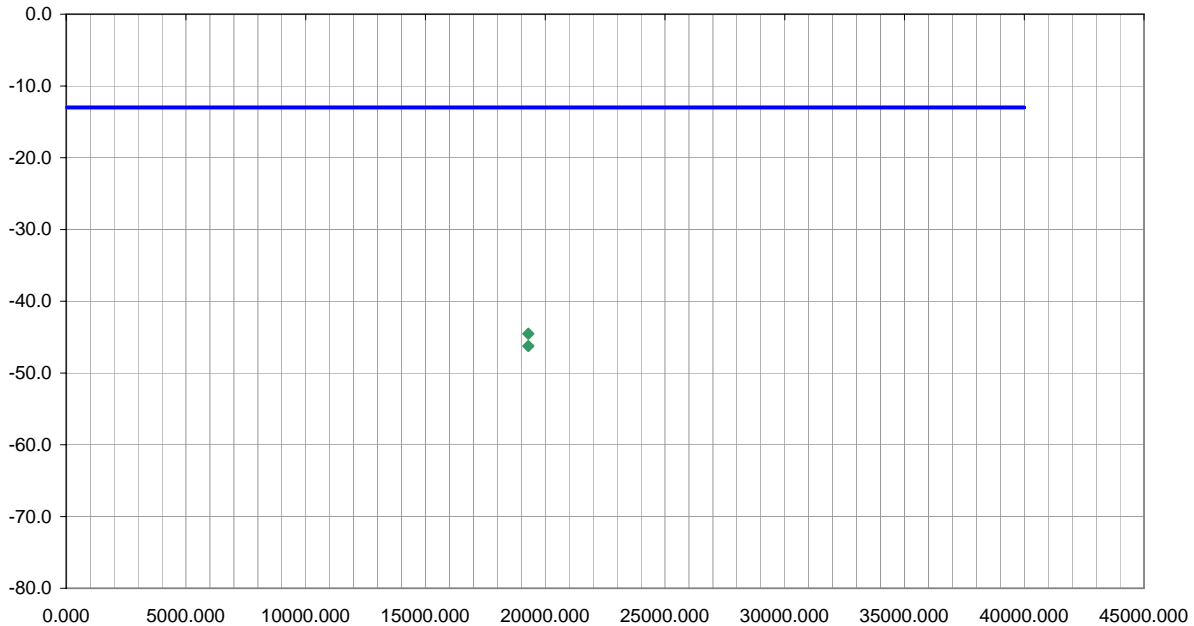
RESULTS

Pass	Run #	32
------	-------	----

Other

Holly Ashkannejhad

Tested By:



Freq (MHz)	Azimuth (degrees)	Height (meters)	Polarity	Detector	EIRP (dBm)	Spec. Limit (dBm)	Compared to Spec. (dB)
19296.000	-3.0	1.0	V-High Horr	PK	-44.5	-13.0	-31.5
19296.000	362.0	1.0	H-High Horr	PK	-46.2	-13.0	-33.2

Apparent Power Data Sheet

EUT:	CDMA in 700C with 802.11(b), Bluetooth in 700C	Work Order:	ITRM0030
Serial Number:		Date:	06/28/04
Customer:	Intermec Technologies Corporation	Temperature:	75
Attendees:	none	Humidity:	45%
Cust. Ref. No.:		Barometric Pressure:	30.16
Tested by:	Holly Ashkannejhad	Power:	120VAC, 60Hz
		Job Site:	EV01

TEST SPECIFICATIONS	
Specification:	FCC 22.917(e)
Method:	TIA/EIA-603
Year:	2003
Year:	2001

SAMPLE CALCULATIONS	
Radiated Emissions: Field Strength = Measured Level + Antenna Factor + Cable Factor - Amplifier Gain + Distance Adjustment Factor + External Attenuation	
Conducted Emissions: Adjusted Level = Measured Level + Transducer Factor + Cable Attenuation Factor + External Attenuator	

COMMENTS
Simultaneous transmission of 6820 printer (Bluetooth) with 700C (CDMA(cellular)/802.11b/Bluetooth)

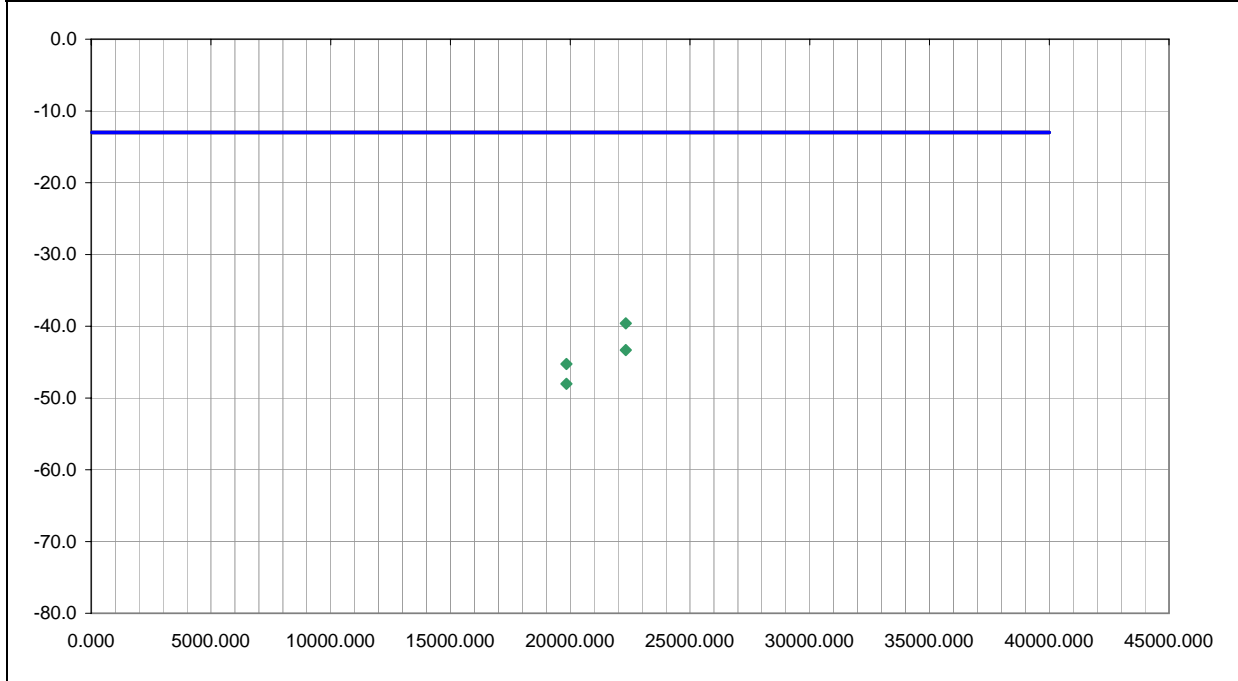
EUT OPERATING MODES
Transmitting channel 55 CDMA cellular, 802.11b channel 11, Bluetooth channel 79

DEVIATIONS FROM TEST STANDARD
No deviations.

RESULTS	Run #
Pass	33

Other


 Tested By: _____



Freq (MHz)	Azimuth (degrees)	Height (meters)	Polarity	Detector	EIRP (dBm)	Spec. Limit (dBm)	Compared to Spec. (dB)
22320.000	361.0	1.0	V-High Horr	PK	-39.6	-13.0	-26.6
22320.000	-3.0	1.0	H-High Horr	PK	-43.3	-13.0	-30.3
19840.000	361.0	1.0	V-High Horr	PK	-45.3	-13.0	-32.3
19840.000	-3.0	1.0	H-High Horr	PK	-48.0	-13.0	-35.0

Apparent Power Data Sheet

EUT:	CDMA in 700C with 802.11(b), Bluetooth in 700C	Work Order:	ITRM0030
Serial Number:		Date:	06/28/04
Customer:	Intermec Technologies Corporation	Temperature:	75
Attendees:	none	Humidity:	45%
Cust. Ref. No.:		Barometric Pressure:	30.16
Tested by:	Holly Ashkannejhad	Power:	120VAC, 60Hz
		Job Site:	EV01

TEST SPECIFICATIONS

Specification:	FCC 22.917(e)	Year:	2003
Method:	TIA/EIA-603	Year:	2001

SAMPLE CALCULATIONS

Radiated Emissions: Field Strength = Measured Level + Antenna Factor + Cable Factor - Amplifier Gain + Distance Adjustment Factor + External Attenuation
 Conducted Emissions: Adjusted Level = Measured Level + Transducer Factor + Cable Attenuation Factor + External Attenuator

COMMENTS

Simultaneous transmission of 6820 printer (Bluetooth) with 700C (CDMA(cellular)/802.11b/Bluetooth)

EUT OPERATING MODES

Transmitting channel 395 CDMA cellular, 802.11b channel 1, Bluetooth channel 5

DEVIATIONS FROM TEST STANDARD

No deviations.

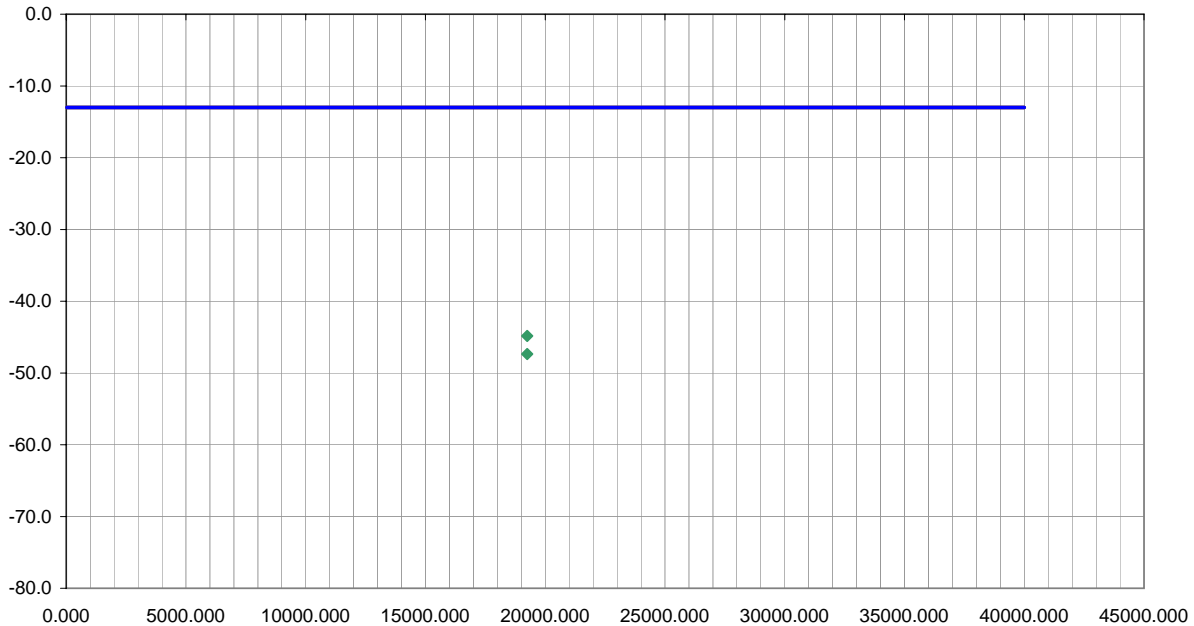
RESULTS

Pass	Run #	34
------	-------	----

Other

Holly Ashkannejhad

Tested By:



Freq (MHz)	Azimuth (degrees)	Height (meters)	Polarity	Detector	EIRP (dBm)	Spec. Limit (dBm)	Compared to Spec. (dB)
19248.000	361.0	1.0	V-High Horr	PK	-44.8	-13.0	-31.8
19248.000	-2.0	1.0	H-High Horr	PK	-47.3	-13.0	-34.3

Apparent Power Data Sheet

EUT:	CDMA in 700C with 802.11(b), Bluetooth in 700C	Work Order:	ITRM0030
Serial Number:		Date:	06/28/04
Customer:	Intermec Technologies Corporation	Temperature:	75
Attendees:	none	Humidity:	45%
Cust. Ref. No.:		Barometric Pressure:	30.16
Tested by:	Holly Ashkannejhad	Power:	120VAC, 60Hz
		Job Site:	EV01

TEST SPECIFICATIONS	
Specification:	FCC 22.917(e)
Method:	TIA/EIA-603
Year:	2003
Year:	2001

SAMPLE CALCULATIONS

Radiated Emissions: Field Strength = Measured Level + Antenna Factor + Cable Factor - Amplifier Gain + Distance Adjustment Factor + External Attenuation
 Conducted Emissions: Adjusted Level = Measured Level + Transducer Factor + Cable Attenuation Factor + External Attenuator

COMMENTS

Simultaneous transmission of 6820 printer (Bluetooth) with 700C (CDMA(cellular)/802.11b/Bluetooth)

EUT OPERATING MODES


Transmitting channel 395 CDMA cellular, 802.11b channel 1, Bluetooth channel 5

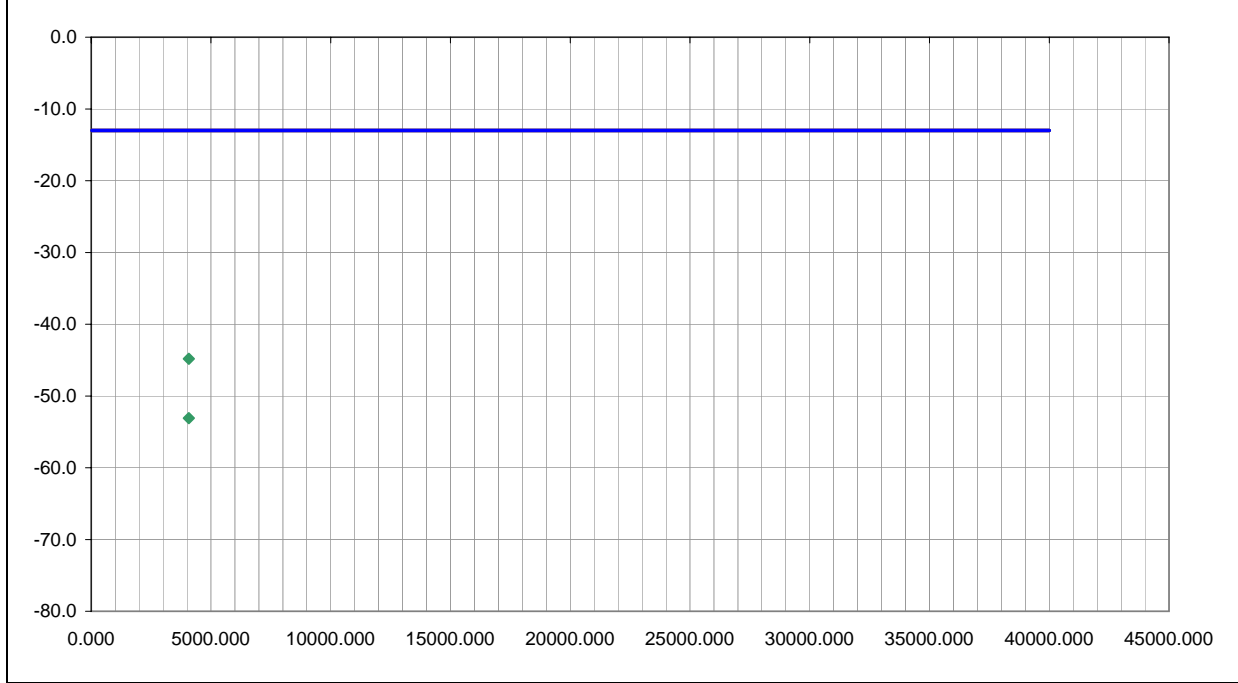
DEVIATIONS FROM TEST STANDARD

No deviations.

RESULTS	Run #
Pass	35

Other


 Tested By: _____



Freq (MHz)	Azimuth (degrees)	Height (meters)	Polarity	Detector	EIRP (dBm)	Spec. Limit (dBm)	Compared to Spec. (dB)
4075.971	172.0	1.2	V-Horn	PK	-44.8	-13.0	-31.8
4075.971	262.0	1.3	H-Horn	PK	-53.1	-13.0	-40.1

EUT:	CDMA in 700C with 802.11(b), Bluetooth in 700C	Work Order:	ITRM0030
Serial Number:		Date:	06/28/04
Customer:	Intermec Technologies Corporation	Temperature:	75
Attendees:	none	Humidity:	45%
Cust. Ref. No.:		Barometric Pressure:	30.16
Tested by:	Holly Ashkannejhad	Power:	120VAC, 60Hz
		Job Site:	EV01

TEST SPECIFICATIONS

Specification:	FCC 22.917(e)	Year:	2003
Method:	TIA/EIA-603	Year:	2001

SAMPLE CALCULATIONS

Radiated Emissions: Field Strength = Measured Level + Antenna Factor + Cable Factor - Amplifier Gain + Distance Adjustment Factor + External Attenuation
 Conducted Emissions: Adjusted Level = Measured Level + Transducer Factor + Cable Attenuation Factor + External Attenuator

COMMENTS

Simultaneous transmission of 6820 printer (Bluetooth) with 700C (CDMA(cellular)/802.11b/Bluetooth)

EUT OPERATING MODES

Transmitting channel 467 CDMA cellular, 802.11b channel 1, Bluetooth channel 11

DEVIATIONS FROM TEST STANDARD

No deviations.

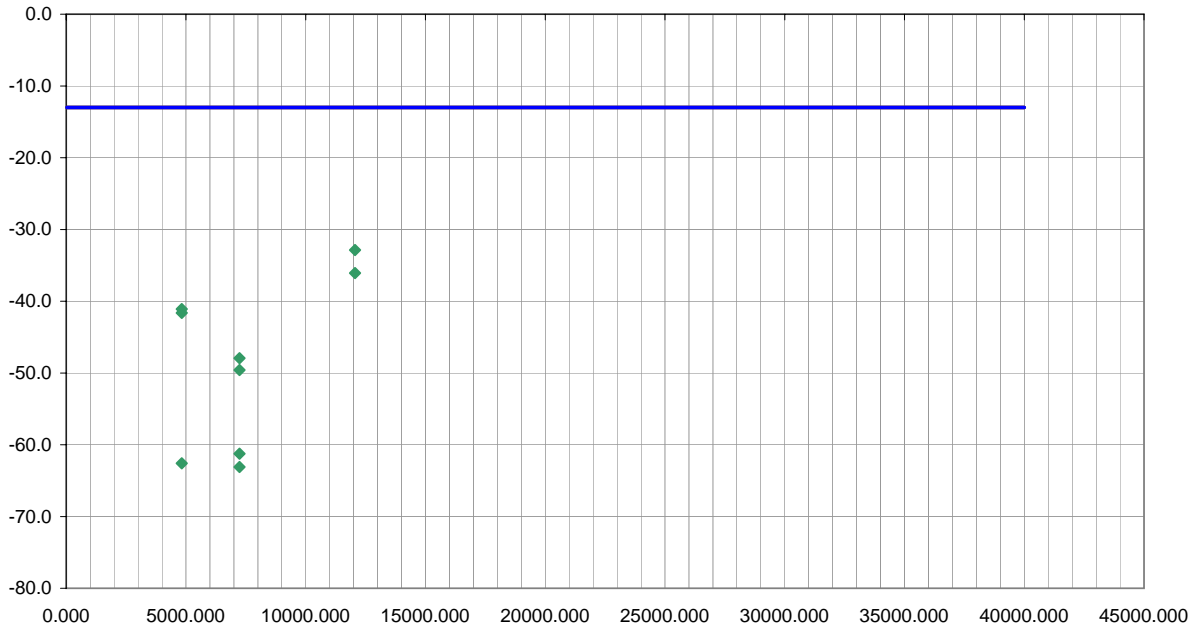
RESULTS

Pass	Run #	36
------	-------	----

Other



Tested By:



Freq (MHz)	Azimuth (degrees)	Height (meters)	Polarity	Detector	EIRP (dBm)	Spec. Limit (dBm)	Compared to Spec. (dB)
12060.000	54.0	1.3	H-Horn	PK	-32.9	-13.0	-19.9
12060.000	62.0	1.2	V-Horn	PK	-36.1	-13.0	-23.1
4824.000	222.0	1.3	H-Horn	PK	-41.1	-13.0	-28.1
4824.000	204.0	1.2	V-Horn	PK	-41.6	-13.0	-28.6
7236.000	149.0	1.8	H-Horn	PK	-47.9	-13.0	-34.9
7236.000	121.0	1.2	V-Horn	PK	-49.6	-13.0	-36.6
7236.000	149.0	1.8	H-Horn	AV	-61.2	-13.0	-48.2
4824.000	222.0	1.3	H-Horn	AV	-62.6	-13.0	-49.6
7236.000	121.0	1.2	V-Horn	AV	-63.1	-13.0	-50.1

Apparent Power Data Sheet

EUT:	CDMA in 700C with 802.11(b), Bluetooth in 700C	Work Order:	ITRM0030
Serial Number:		Date:	06/28/04
Customer:	Intermec Technologies Corporation	Temperature:	75
Attendees:	none	Humidity:	45%
Cust. Ref. No.:		Barometric Pressure:	30.16
Tested by:	Holly Ashkannejhad	Power:	120VAC, 60Hz
		Job Site:	EV01

TEST SPECIFICATIONS

Specification:	FCC 22.917(e)	Year:	2003
Method:	TIA/EIA-603	Year:	2001

SAMPLE CALCULATIONS

Radiated Emissions: Field Strength = Measured Level + Antenna Factor + Cable Factor - Amplifier Gain + Distance Adjustment Factor + External Attenuation
 Conducted Emissions: Adjusted Level = Measured Level + Transducer Factor + Cable Attenuation Factor + External Attenuator

COMMENTS

Simultaneous transmission of 6820 printer (Bluetooth) with 700C (CDMA(cellular)/802.11b/Bluetooth)

EUT OPERATING MODES

Transmitting channel 55 CDMA cellular, 802.11b channel 11, Bluetooth channel 79

DEVIATIONS FROM TEST STANDARD

No deviations.

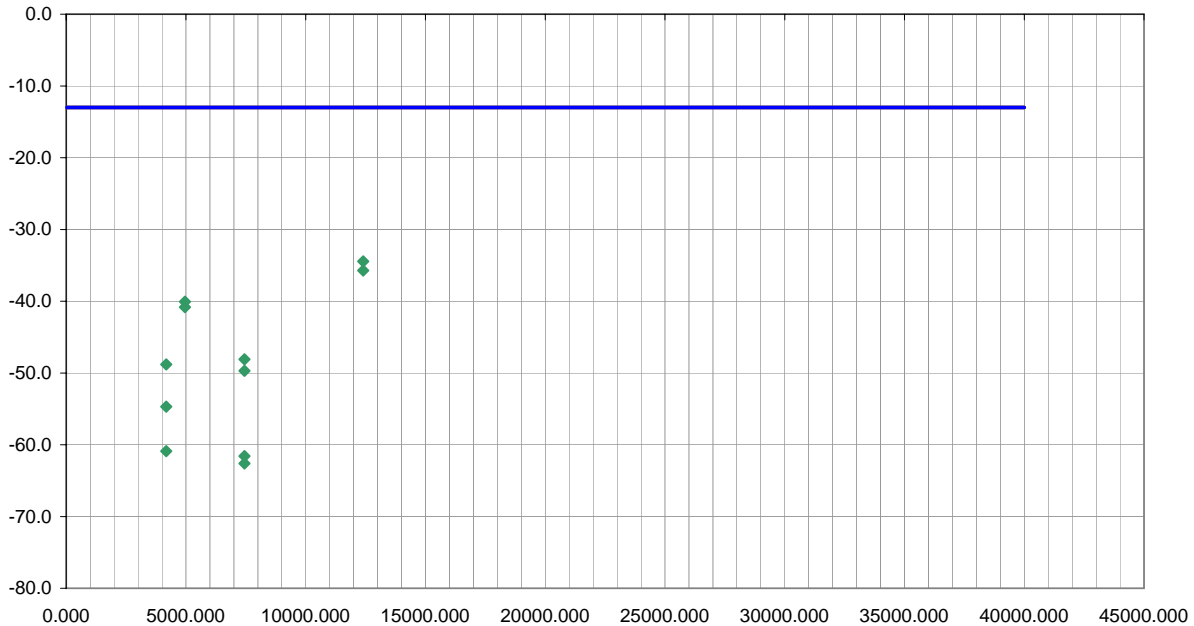
RESULTS

Pass	Run #	37
------	-------	----

Other



Tested By:



Freq (MHz)	Azimuth (degrees)	Height (meters)	Polarity	Detector	EIRP (dBm)	Spec. Limit (dBm)	Compared to Spec. (dB)
12400.000	217.0	1.3	H-Horn	PK	-34.4	-13.0	-21.4
12400.000	202.0	1.2	V-Horn	PK	-35.7	-13.0	-22.7
4960.016	140.0	1.2	H-Horn	PK	-40.1	-13.0	-27.1
4960.016	179.0	1.2	V-Horn	PK	-40.8	-13.0	-27.8
7440.000	51.0	1.3	H-Horn	PK	-48.1	-13.0	-35.1
4176.016	178.0	1.1	V-Horn	PK	-48.8	-13.0	-35.8
7440.000	212.0	1.2	V-Horn	PK	-49.7	-13.0	-36.7
4176.016	149.0	1.3	H-Horn	PK	-54.7	-13.0	-41.7
4176.016	149.0	1.3	H-Horn	AV	-60.9	-13.0	-47.9
7440.000	51.0	1.3	H-Horn	AV	-61.6	-13.0	-48.6
7440.000	212.0	1.2	V-Horn	AV	-62.6	-13.0	-49.6

Apparent Power Data Sheet

EUT:	CDMA in 700C with 802.11(b), Bluetooth in 700C	Work Order:	ITRM0030
Serial Number:		Date:	06/29/04
Customer:	Intermec Technologies Corporation	Temperature:	75
Attendees:	none	Humidity:	45%
Cust. Ref. No.:		Barometric Pressure:	30.16
Tested by:	Holly Ashkannejhad	Power:	120VAC, 60Hz
		Job Site:	EV01

TEST SPECIFICATIONS

Specification:	FCC 22.917(e)	Year:	2003
Method:	TIA/EIA-603	Year:	2001

SAMPLE CALCULATIONS

Radiated Emissions: Field Strength = Measured Level + Antenna Factor + Cable Factor - Amplifier Gain + Distance Adjustment Factor + External Attenuation

Conducted Emissions: Adjusted Level = Measured Level + Transducer Factor + Cable Attenuation Factor + External Attenuator

COMMENTS

Simultaneous transmission of 6820 printer (Bluetooth) with 700C (CDMA(cellular)/802.11b/Bluetooth)

EUT OPERATING MODES

Transmitting channel 467 CDMA cellular, 802.11b channel 1, Bluetooth channel 11

DEVIATIONS FROM TEST STANDARD

No deviations.

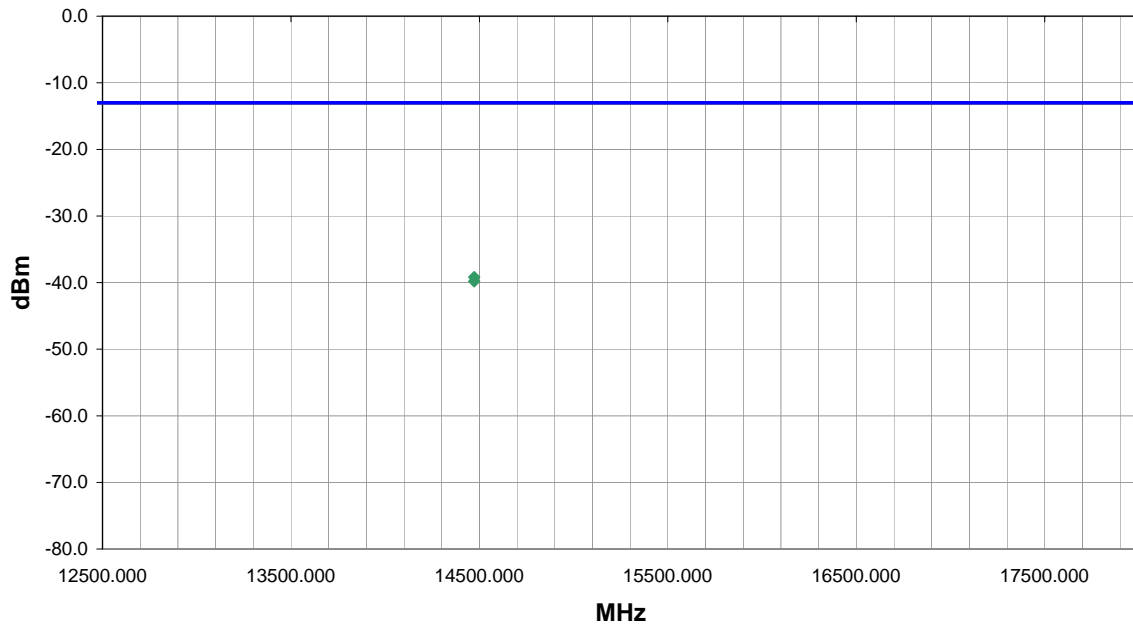
RESULTS

Pass	Run #	38
------	-------	----

Other

Holly Ashkannejhad

Tested By:



Freq (MHz)	Azimuth (degrees)	Height (meters)	Polarity	Detector	EIRP (dBm)	Spec. Limit (dBm)	Compared to Spec. (dB)
14472.000	17.0	3.2	H-Horn	PK	-39.2	-13.0	-26.2
14472.000	155.0	3.3	V-Horn	PK	-39.8	-13.0	-26.8

EUT:	CDMA in 700C	Work Order:	ITRM0030
Serial Number:		Date:	06/22/04
Customer:	Intermec Technologies Corporation	Temperature:	75
Attendees:	none	Humidity:	44%
Cust. Ref. No.:		Barometric Pressure:	29.92
Tested by:	Holly Ashkannejhad	Power:	120VAC, 60Hz
		Job Site:	EV01

TEST SPECIFICATIONS	
Specification:	FCC 22.917(e)
Method:	TIA/EIA-603
Year:	2003
Year:	2001

SAMPLE CALCULATIONS
 Radiated Emissions: Field Strength = Measured Level + Antenna Factor + Cable Factor - Amplifier Gain + Distance Adjustment Factor + External Attenuation
 Conducted Emissions: Adjusted Level = Measured Level + Transducer Factor + Cable Attenuation Factor + External Attenuator

COMMENTS
 CDMA radio installed in 700C Handheld Computer

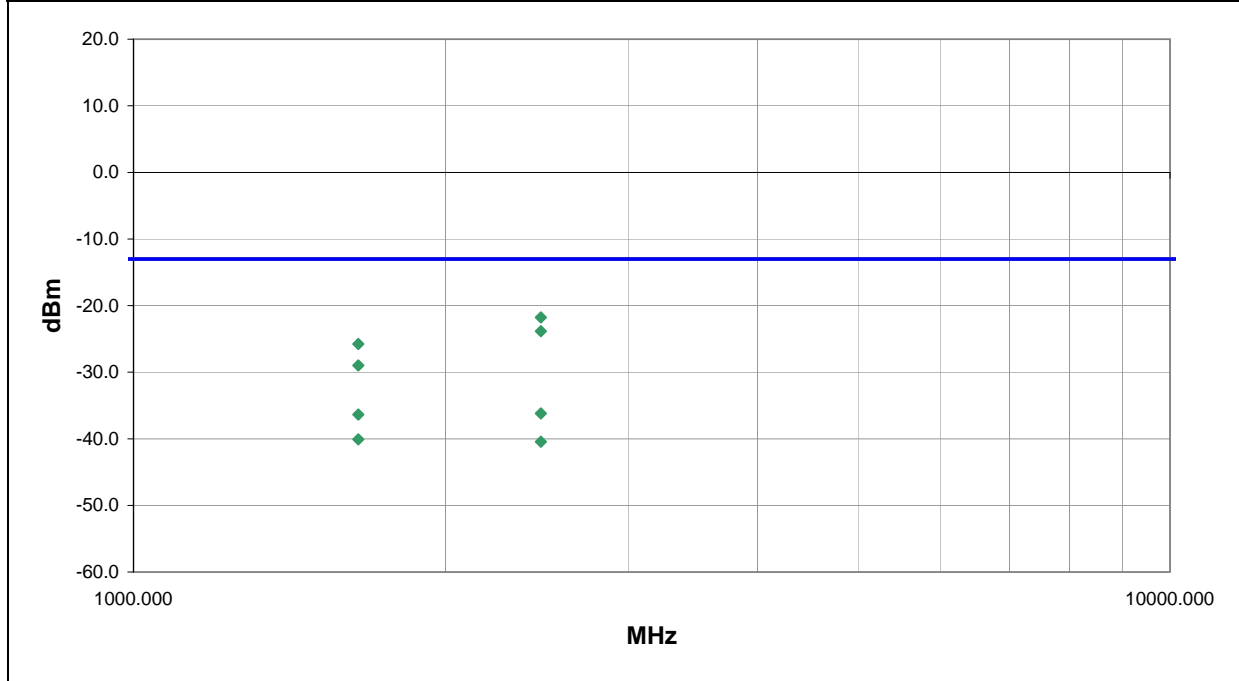
EUT OPERATING MODES
 Transmitting Low channel; CDMA Cellular Band, Stand-alone

DEVIATIONS FROM TEST STANDARD
 No deviations.

RESULTS	Run #
Pass	9

Other


 Tested By:



Freq (MHz)	Azimuth (degrees)	Height (meters)	Polarity	Detector	EIRP (dBm)	Spec. Limit (dBm)	Compared to Spec. (dB)
2471.999	199.0	1.3	H-Horn	PK	-21.8	-13.0	-8.8
2471.999	138.0	1.3	V-Horn	PK	-23.8	-13.0	-10.8
1647.890	197.0	1.3	H-Horn	PK	-25.8	-13.0	-12.8
1647.890	316.0	1.8	V-Horn	PK	-29.0	-13.0	-16.0
2471.999	199.0	1.3	H-Horn	AV	-36.2	-13.0	-23.2
1647.890	197.0	1.3	H-Horn	AV	-36.4	-13.0	-23.4
1647.890	316.0	1.8	V-Horn	AV	-40.1	-13.0	-27.1
2471.999	138.0	1.3	V-Horn	AV	-40.4	-13.0	-27.4

EUT:	CDMA in 700C	Work Order:	ITRM0030
Serial Number:		Date:	06/23/04
Customer:	Intermec Technologies Corporation	Temperature:	77
Attendees:	none	Humidity:	44%
Cust. Ref. No.:		Barometric Pressure:	29.92
Tested by:	Holly Ashkannejhad	Power:	120VAC, 60Hz
		Job Site:	EV01

TEST SPECIFICATIONS

Specification:	FCC 22.917(e)	Year:	2003
Method:	TIA/EIA-603	Year:	2001

SAMPLE CALCULATIONS

Radiated Emissions: Field Strength = Measured Level + Antenna Factor + Cable Factor - Amplifier Gain + Distance Adjustment Factor + External Attenuation
 Conducted Emissions: Adjusted Level = Measured Level + Transducer Factor + Cable Attenuation Factor + External Attenuator

COMMENTS

CDMA radio installed in 700C Handheld Computer

EUT OPERATING MODES

Transmitting Mid channel; CDMA Cellular Band, Stand-alone

DEVIATIONS FROM TEST STANDARD

No deviations.

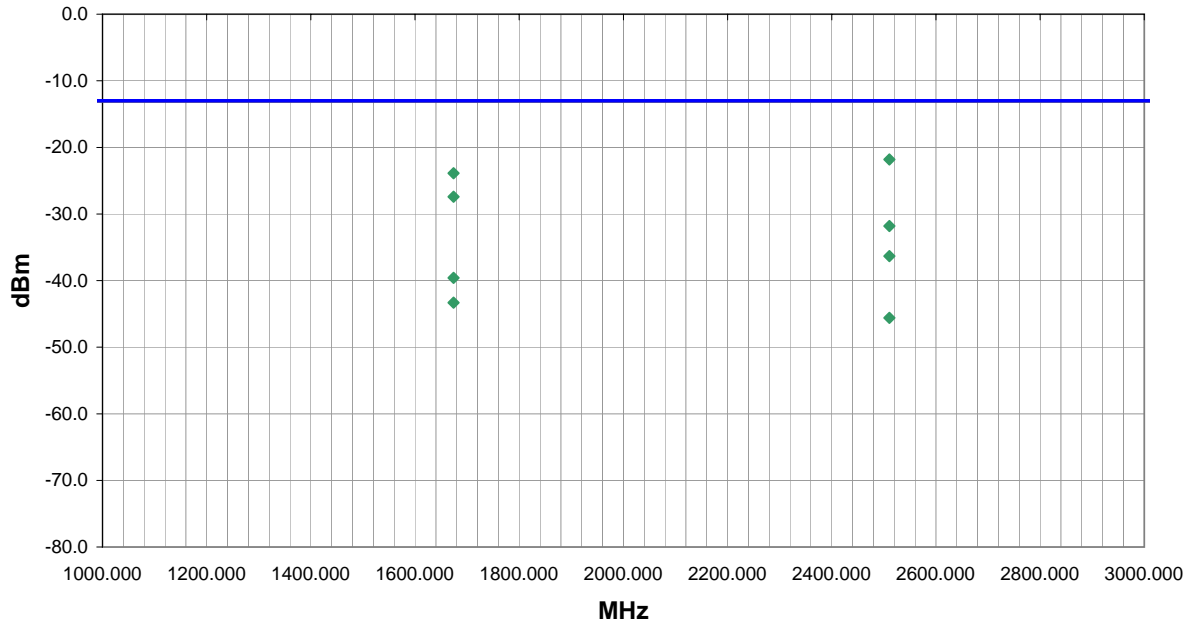
RESULTS

Pass	Run #	10
------	-------	----

Other

Holly Ashkannejhad

Tested By:



Freq (MHz)	Azimuth (degrees)	Height (meters)	Polarity	Detector	EIRP (dBm)	Spec. Limit (dBm)	Compared to Spec. (dB)
2510.700	57.0	1.3	H-Horn	PK	-21.8	-13.0	-8.8
1673.883	60.0	1.4	H-Horn	PK	-23.9	-13.0	-10.9
1673.883	321.0	1.2	V-Horn	PK	-27.4	-13.0	-14.4
2510.700	265.0	1.2	V-Horn	PK	-31.8	-13.0	-18.8
2510.700	57.0	1.3	H-Horn	AV	-36.3	-13.0	-23.3
1673.883	60.0	1.4	H-Horn	AV	-39.6	-13.0	-26.6
1673.883	321.0	1.2	V-Horn	AV	-43.3	-13.0	-30.3
2510.700	265.0	1.2	V-Horn	AV	-45.6	-13.0	-32.6

Apparent Power Data Sheet

EUT:	CDMA in 700C	Work Order:	ITRM0030
Serial Number:		Date:	06/23/04
Customer:	Intermec Technologies Corporation	Temperature:	77
Attendees:	none	Humidity:	44%
Cust. Ref. No.:		Barometric Pressure:	29.92
Tested by:	Holly Ashkannejhad	Power:	120VAC, 60Hz
		Job Site:	EV01

TEST SPECIFICATIONS	
Specification:	FCC 22.917(e)
Method:	TIA/EIA-603
Year:	2003
Year:	2001

SAMPLE CALCULATIONS
 Radiated Emissions: Field Strength = Measured Level + Antenna Factor + Cable Factor - Amplifier Gain + Distance Adjustment Factor + External Attenuation
 Conducted Emissions: Adjusted Level = Measured Level + Transducer Factor + Cable Attenuation Factor + External Attenuator

COMMENTS
 CDMA radio installed in 700C Handheld Computer

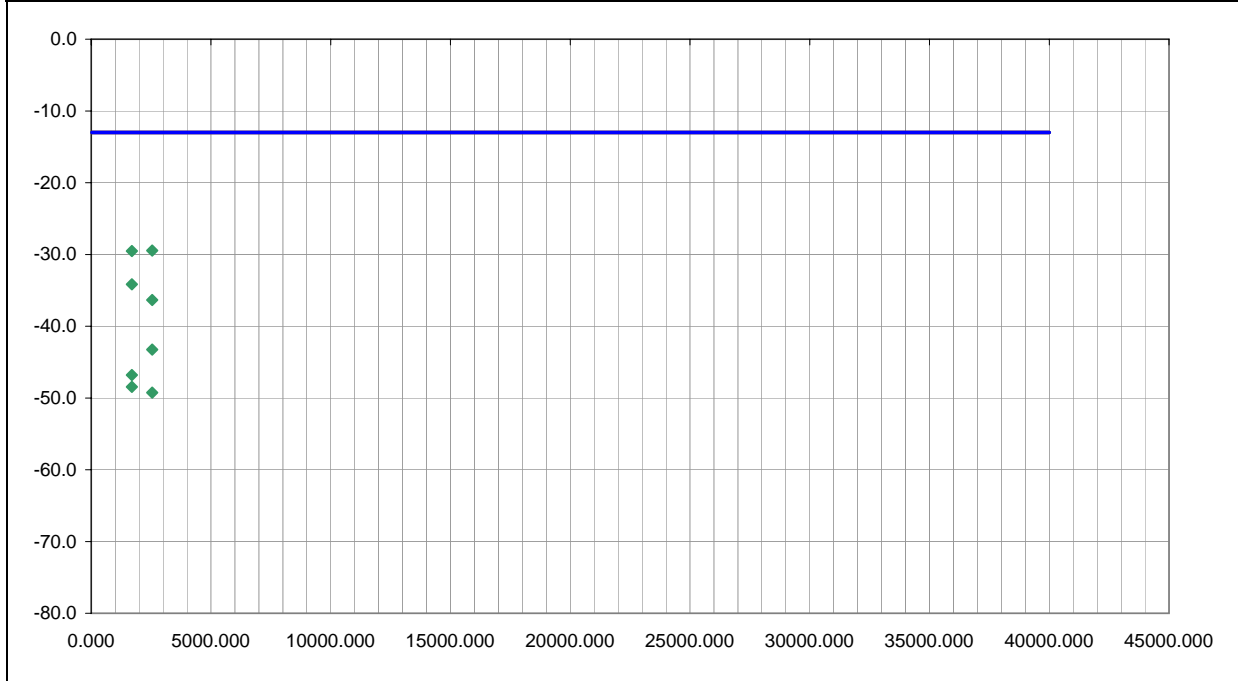
EUT OPERATING MODES
 Transmitting High channel; CDMA Cellular Band, Stand-alone

DEVIATIONS FROM TEST STANDARD
 No deviations.

RESULTS	Run #
Pass	11

Other


 Tested By: _____



Freq (MHz)	Azimuth (degrees)	Height (meters)	Polarity	Detector	EIRP (dBm)	Spec. Limit (dBm)	Compared to Spec. (dB)
2546.840	18.0	1.4	H-Horn	PK	-29.5	-13.0	-16.5
1697.960	18.0	1.4	H-Horn	PK	-29.5	-13.0	-16.5
1697.960	323.0	1.3	V-Horn	PK	-34.2	-13.0	-21.2
2546.840	171.0	1.2	V-Horn	PK	-36.4	-13.0	-23.4
2546.840	18.0	1.4	H-Horn	AV	-43.3	-13.0	-30.3
1697.960	18.0	1.4	H-Horn	AV	-46.8	-13.0	-33.8
1697.960	323.0	1.3	V-Horn	AV	-48.5	-13.0	-35.5
2546.840	171.0	1.2	V-Horn	AV	-49.3	-13.0	-36.3

EUT:	CDMA in 700C	Work Order:	ITRM0030
Serial Number:		Date:	06/23/04
Customer:	Intermec Technologies Corporation	Temperature:	76
Attendees:	none	Humidity:	37%
Cust. Ref. No.:		Barometric Pressure:	29.81
Tested by:	Holly Ashkannejhad	Power:	120VAC, 60Hz
		Job Site:	EV01

TEST SPECIFICATIONS

Specification:	FCC 22.917(e)	Year:	2003
Method:	TIA/EIA-603	Year:	2001

SAMPLE CALCULATIONS

Radiated Emissions: Field Strength = Measured Level + Antenna Factor + Cable Factor - Amplifier Gain + Distance Adjustment Factor + External Attenuation
 Conducted Emissions: Adjusted Level = Measured Level + Transducer Factor + Cable Attenuation Factor + External Attenuator

COMMENTS

CDMA radio installed in 700C Handheld Computer.

EUT OPERATING MODES

Transmitting High channel; CDMA Cellular Band, Stand-alone

DEVIATIONS FROM TEST STANDARD

No deviations.

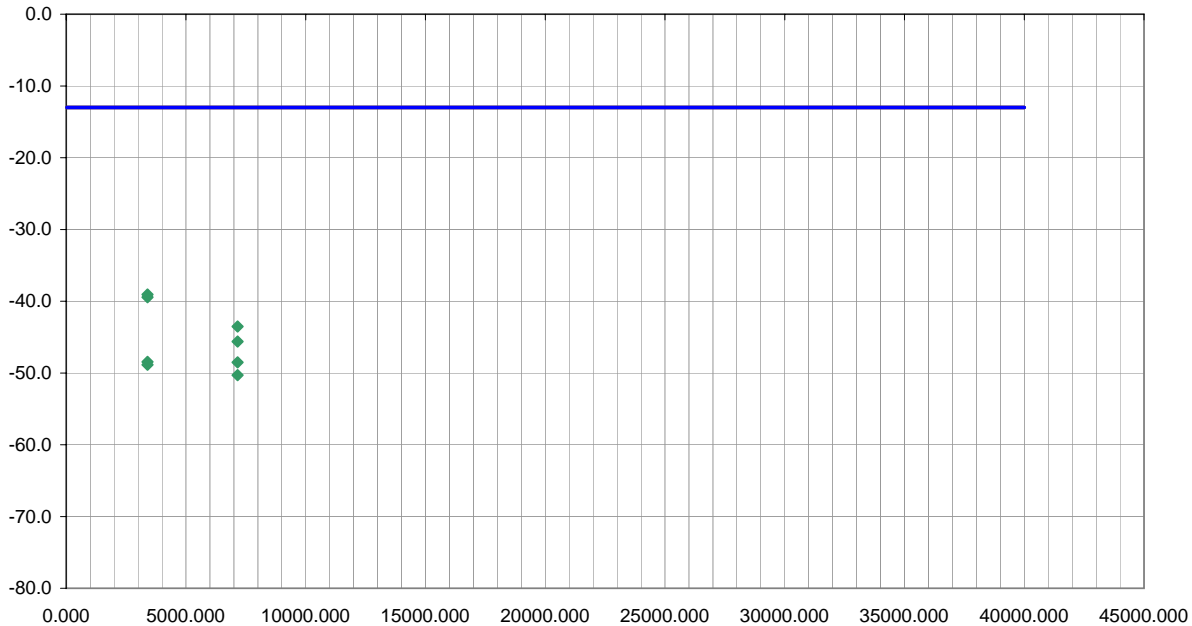
RESULTS

Pass	Run #	12
------	-------	----

Other

Holly Ashkannejhad

Tested By:



Freq (MHz)	Azimuth (degrees)	Height (meters)	Polarity	Detector	EIRP (dBm)	Spec. Limit (dBm)	Compared to Spec. (dB)
3395.879	118.0	1.3	H-Horn	PK	-39.1	-13.0	-26.1
3395.879	79.0	1.4	V-Horn	PK	-39.5	-13.0	-26.5
7151.742	214.0	1.2	H-Horn	PK	-43.5	-13.0	-30.5
7151.742	264.0	1.4	V-Horn	PK	-45.6	-13.0	-32.6
3395.879	79.0	1.4	V-Horn	AV	-48.5	-13.0	-35.5
7151.742	214.0	1.2	H-Horn	AV	-48.5	-13.0	-35.5
3395.879	118.0	1.3	H-Horn	AV	-48.9	-13.0	-35.9
7151.742	264.0	1.4	V-Horn	AV	-50.3	-13.0	-37.3

EUT:	CDMA in 700C	Work Order:	ITRM0030
Serial Number:		Date:	06/23/04
Customer:	Intermec Technologies Corporation	Temperature:	76
Attendees:	none	Humidity:	37%
Cust. Ref. No.:		Barometric Pressure:	29.81
Tested by:	Holly Ashkannejhad	Power:	120VAC, 60Hz
		Job Site:	EV01

TEST SPECIFICATIONS

Specification:	FCC 22.917(e)	Year:	2003
Method:	TIA/EIA-603	Year:	2001

SAMPLE CALCULATIONS

Radiated Emissions: Field Strength = Measured Level + Antenna Factor + Cable Factor - Amplifier Gain + Distance Adjustment Factor + External Attenuation
 Conducted Emissions: Adjusted Level = Measured Level + Transducer Factor + Cable Attenuation Factor + External Attenuator

COMMENTS

CDMA radio installed in 700C Handheld Computer.

EUT OPERATING MODES

Transmitting Mid channel; CDMA Cellular Band, Stand-alone

DEVIATIONS FROM TEST STANDARD

No deviations.

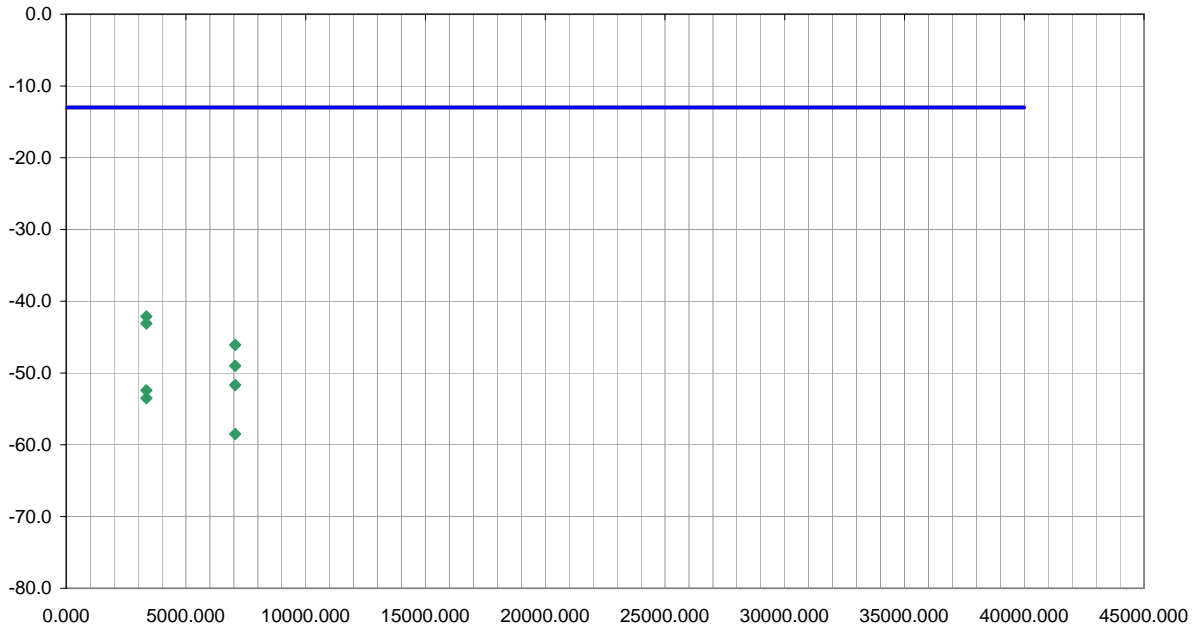
RESULTS

Pass	Run #	13
------	-------	----

Other

Holly Ashkannejhad

Tested By:



Freq (MHz)	Azimuth (degrees)	Height (meters)	Polarity	Detector	EIRP (dBm)	Spec. Limit (dBm)	Compared to Spec. (dB)
3347.760	153.0	1.3	H-Horn	PK	-42.1	-13.0	-29.1
3347.760	77.0	1.2	V-Horn	PK	-43.1	-13.0	-30.1
7055.510	195.0	1.3	H-Horn	PK	-46.1	-13.0	-33.1
7055.510	17.0	1.2	V-Horn	PK	-49.0	-13.0	-36.0
7055.510	195.0	1.3	H-Horn	AV	-51.7	-13.0	-38.7
3347.760	153.0	1.3	H-Horn	AV	-52.4	-13.0	-39.4
3347.760	77.0	1.2	V-Horn	AV	-53.5	-13.0	-40.5
7055.510	17.0	1.2	V-Horn	AV	-58.5	-13.0	-45.5

Apparent Power Data Sheet

EUT:	CDMA in 700C	Work Order:	ITRM0030
Serial Number:		Date:	06/23/04
Customer:	Intermec Technologies Corporation	Temperature:	76
Attendees:	none	Humidity:	37%
Cust. Ref. No.:		Barometric Pressure:	29.81
Tested by:	Holly Ashkannejhad	Power:	120VAC, 60Hz
		Job Site:	EV01

TEST SPECIFICATIONS	
Specification:	FCC 22.917(e)
Method:	TIA/EIA-603
Year:	2003
Year:	2001

SAMPLE CALCULATIONS

Radiated Emissions: Field Strength = Measured Level + Antenna Factor + Cable Factor - Amplifier Gain + Distance Adjustment Factor + External Attenuation
 Conducted Emissions: Adjusted Level = Measured Level + Transducer Factor + Cable Attenuation Factor + External Attenuator

COMMENTS

CDMA radio installed in 700C Handheld Computer.

EUT OPERATING MODES


Transmitting Low channel; CDMA Cellular Band, Stand-alone

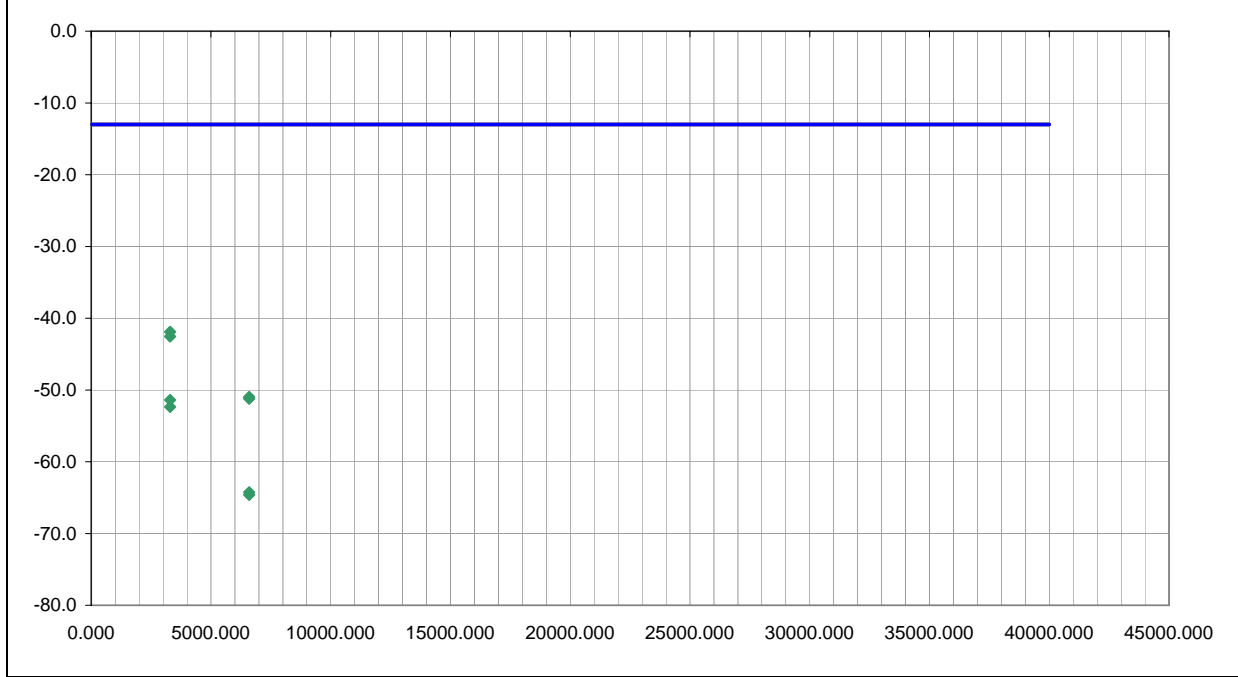
DEVIATIONS FROM TEST STANDARD

No deviations.

RESULTS	Run #
Evaluation	14

Other


 Tested By:



Freq (MHz)	Azimuth (degrees)	Height (meters)	Polarity	Detector	EIRP (dBm)	Spec. Limit (dBm)	Compared to Spec. (dB)
3296.220	149.0	1.3	H-Horn	PK	-41.9	-13.0	-28.9
3296.220	84.0	1.2	V-Horn	PK	-42.5	-13.0	-29.5
6592.344	186.0	1.3	H-Horn	PK	-51.0	-13.0	-38.0
6592.344	235.0	1.2	V-Horn	PK	-51.2	-13.0	-38.2
3296.220	149.0	1.3	H-Horn	AV	-51.4	-13.0	-38.4
3296.220	84.0	1.2	V-Horn	AV	-52.3	-13.0	-39.3
6592.344	186.0	1.3	H-Horn	AV	-64.3	-13.0	-51.3
6592.344	235.0	1.2	V-Horn	AV	-64.6	-13.0	-51.6

Apparent Power Data Sheet

EUT:	CDMA in 700C	Work Order:	ITRM0030
Serial Number:		Date:	06/23/04
Customer:	Intermec Technologies Corporation	Temperature:	76
Attendees:	none	Humidity:	37%
Cust. Ref. No.:		Barometric Pressure:	29.81
Tested by:	Holly Ashkannejhad	Power:	120VAC, 60Hz
		Job Site:	EV01

TEST SPECIFICATIONS	
Specification:	FCC 24.238(a)
Method:	TIA/EIA-603
Year:	2003
Year:	2001

SAMPLE CALCULATIONS
 Radiated Emissions: Field Strength = Measured Level + Antenna Factor + Cable Factor - Amplifier Gain + Distance Adjustment Factor + External Attenuation
 Conducted Emissions: Adjusted Level = Measured Level + Transducer Factor + Cable Attenuation Factor + External Attenuator

COMMENTS
 CDMA radio installed in 700C Handheld Computer.

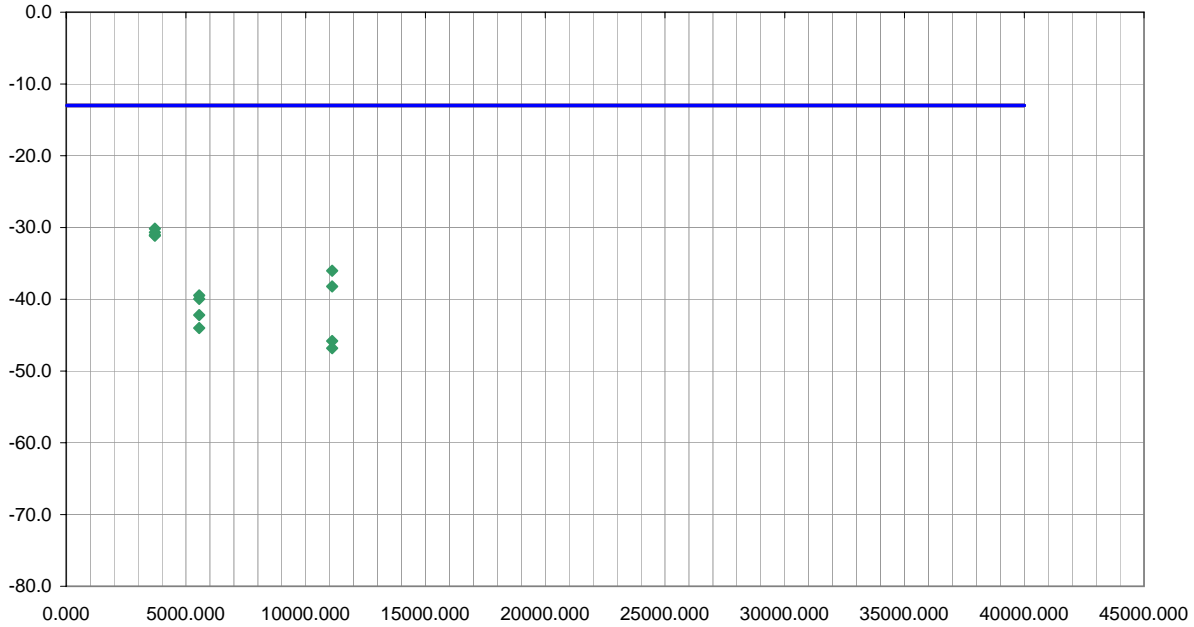
EUT OPERATING MODES
 Transmitting Low channel; CDMA PCS Band, Stand-alone

DEVIATIONS FROM TEST STANDARD
 No deviations.

RESULTS	Run #
Pass	15

Other


 Tested By:



Freq (MHz)	Azimuth (degrees)	Height (meters)	Polarity	Detector	EIRP (dBm)	Spec. Limit (dBm)	Compared to Spec. (dB)
3699.960	102.0	1.1	H-Horn	PK	-30.2	-13.0	-17.2
3699.960	102.0	1.1	H-Horn	AV	-30.7	-13.0	-17.7
3699.960	174.0	1.1	V-Horn	PK	-31.0	-13.0	-18.0
3699.960	174.0	1.1	V-Horn	AV	-31.1	-13.0	-18.1
11099.990	299.0	1.3	H-Horn	PK	-36.0	-13.0	-23.0
11099.990	287.0	1.2	V-Horn	PK	-38.2	-13.0	-25.2
5549.988	80.0	1.2	V-Horn	PK	-39.5	-13.0	-26.5
5549.988	80.0	1.2	V-Horn	AV	-40.0	-13.0	-27.0
5549.988	358.0	1.3	H-Horn	PK	-42.2	-13.0	-29.2
5549.988	358.0	1.3	H-Horn	AV	-44.0	-13.0	-31.0
11099.990	287.0	1.2	V-Horn	AV	-45.8	-13.0	-32.8
11099.990	299.0	1.3	H-Horn	AV	-46.8	-13.0	-33.8

EUT:	CDMA in 700C	Work Order:	ITRM0030
Serial Number:		Date:	06/23/04
Customer:	Intermec Technologies Corporation	Temperature:	76
Attendees:	none	Humidity:	37%
Cust. Ref. No.:		Barometric Pressure:	29.81
Tested by:	Holly Ashkannejhad	Power:	120VAC, 60Hz
		Job Site:	EV01

TEST SPECIFICATIONS	
Specification:	FCC 24.238(a)
Method:	TIA/EIA-603
Year:	2003
Year:	2001

SAMPLE CALCULATIONS

Radiated Emissions: Field Strength = Measured Level + Antenna Factor + Cable Factor - Amplifier Gain + Distance Adjustment Factor + External Attenuation
 Conducted Emissions: Adjusted Level = Measured Level + Transducer Factor + Cable Attenuation Factor + External Attenuator

COMMENTS

CDMA radio installed in 700C Handheld Computer.

EUT OPERATING MODES


Transmitting Mid channel; CDMA PCS Band, Stand-alone

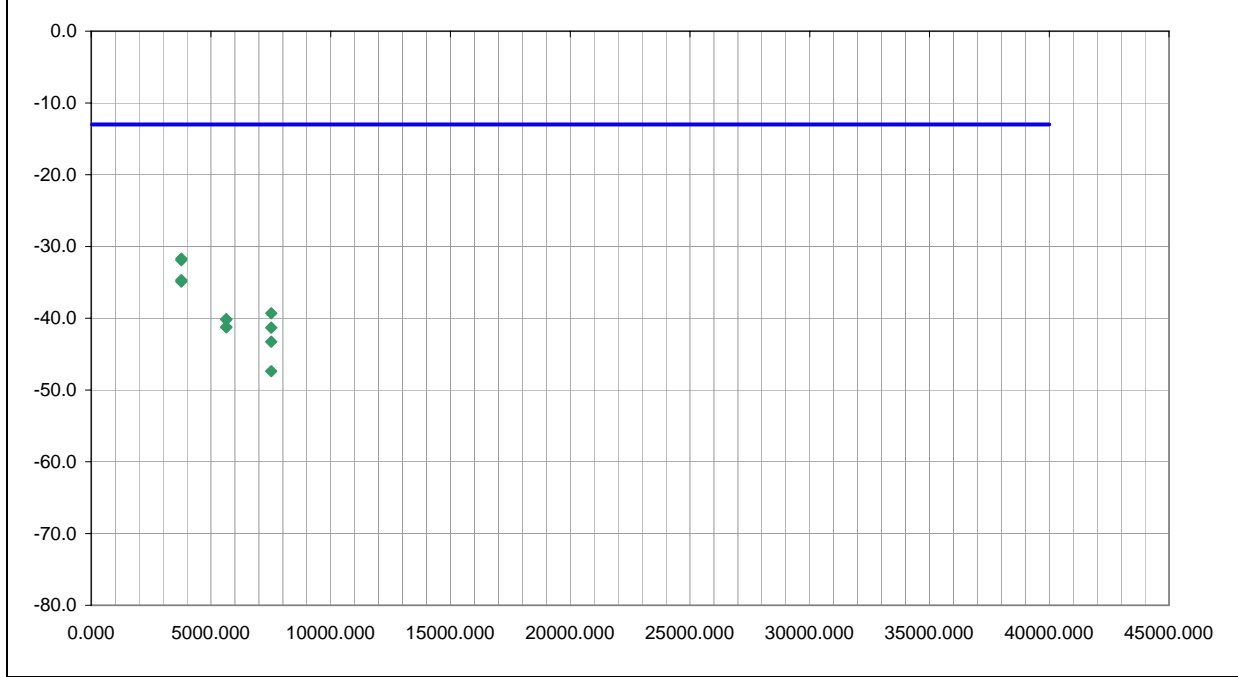
DEVIATIONS FROM TEST STANDARD

No deviations.

RESULTS	Run #
Pass	16

Other


 Tested By:



Freq (MHz)	Azimuth (degrees)	Height (meters)	Polarity	Detector	EIRP (dBm)	Spec. Limit (dBm)	Compared to Spec. (dB)
3758.294	81.0	1.1	H-Horn	PK	-31.7	-13.0	-18.7
3758.294	81.0	1.1	H-Horn	AV	-31.9	-13.0	-18.9
3758.294	48.0	1.2	V-Horn	PK	-34.7	-13.0	-21.7
3758.294	48.0	1.2	V-Horn	AV	-34.9	-13.0	-21.9
7516.591	213.0	1.2	H-Horn	PK	-39.3	-13.0	-26.3
5637.441	229.0	1.2	H-Horn	PK	-40.1	-13.0	-27.1
5637.441	69.0	1.3	V-Horn	PK	-40.2	-13.0	-27.2
5637.441	229.0	1.2	H-Horn	AV	-41.2	-13.0	-28.2
5637.441	69.0	1.3	V-Horn	AV	-41.3	-13.0	-28.3
7516.591	213.0	1.2	H-Horn	AV	-41.3	-13.0	-28.3
7516.591	270.0	1.2	V-Horn	PK	-43.3	-13.0	-30.3
7516.591	270.0	1.2	V-Horn	AV	-47.4	-13.0	-34.4

EUT:	CDMA in 700C	Work Order:	ITRM0030
Serial Number:		Date:	06/24/04
Customer:	Intermec Technologies Corporation	Temperature:	76
Attendees:	none	Humidity:	37%
Cust. Ref. No.:		Barometric Pressure:	29.81
Tested by:	Holly Ashkannejhad	Power:	120VAC, 60Hz
		Job Site:	EV01

TEST SPECIFICATIONS

Specification:	FCC 24.238(a)	Year:	2003
Method:	TIA/EIA-603	Year:	2001

SAMPLE CALCULATIONS

Radiated Emissions: Field Strength = Measured Level + Antenna Factor + Cable Factor - Amplifier Gain + Distance Adjustment Factor + External Attenuation
 Conducted Emissions: Adjusted Level = Measured Level + Transducer Factor + Cable Attenuation Factor + External Attenuator

COMMENTS

CDMA radio installed in 700C Handheld Computer.

EUT OPERATING MODES

Transmitting High channel; CDMA PCS Band, Stand-alone

DEVIATIONS FROM TEST STANDARD

No deviations.

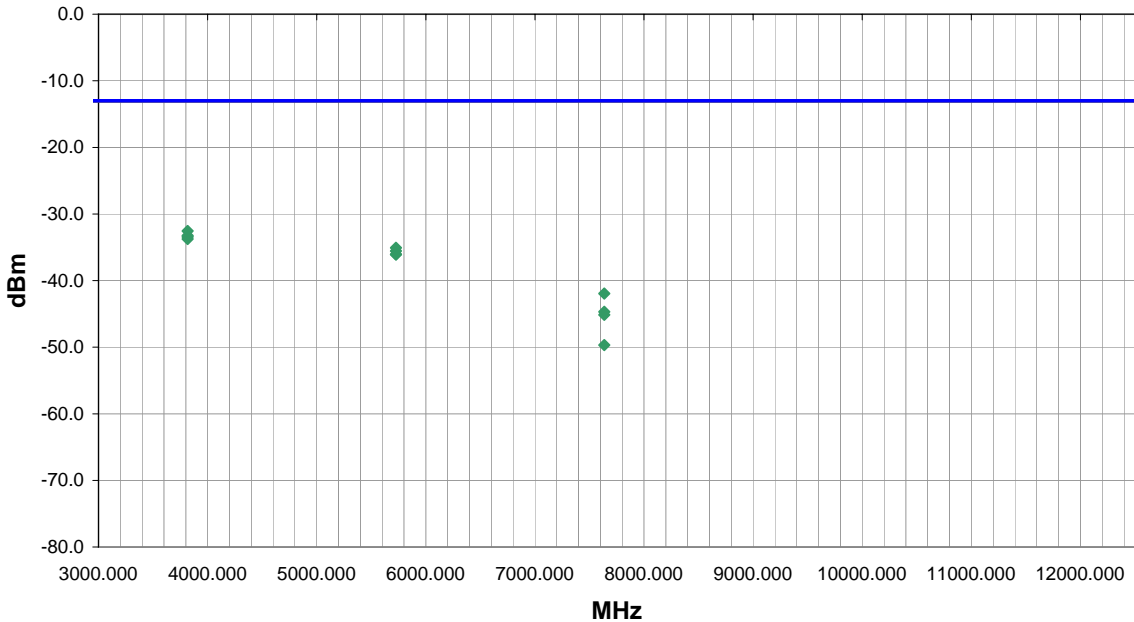
RESULTS

Pass	Run #	17
------	-------	----

Other

Holly Ashkannejhad

Tested By:



Freq (MHz)	Azimuth (degrees)	Height (meters)	Polarity	Detector	EIRP (dBm)	Spec. Limit (dBm)	Compared to Spec. (dB)
3817.496	189.0	1.2	H-Horn	PK	-32.5	-13.0	-19.5
3817.496	73.0	1.4	V-Horn	PK	-33.3	-13.0	-20.3
3817.496	189.0	1.2	H-Horn	AV	-33.4	-13.0	-20.4
3817.496	73.0	1.4	V-Horn	AV	-33.8	-13.0	-20.8
5726.300	189.0	1.3	H-Horn	PK	-35.1	-13.0	-22.1
5726.300	269.0	1.2	V-Horn	PK	-35.6	-13.0	-22.6
5726.300	269.0	1.2	V-Horn	AV	-36.1	-13.0	-23.1
5726.300	189.0	1.3	H-Horn	AV	-36.1	-13.0	-23.1
7634.996	219.0	1.3	H-Horn	PK	-41.9	-13.0	-28.9
7634.996	261.0	1.3	V-Horn	PK	-44.7	-13.0	-31.7
7634.996	219.0	1.3	H-Horn	AV	-45.1	-13.0	-32.1
7634.996	261.0	1.3	V-Horn	AV	-49.7	-13.0	-36.7

Apparent Power Data Sheet

EUT:	CDMA in 700C	Work Order:	ITRM0030
Serial Number:		Date:	06/25/04
Customer:	Intermec Technologies Corporation	Temperature:	75
Attendees:	none	Humidity:	45%
Cust. Ref. No.:		Barometric Pressure:	30.16
Tested by:	Holly Ashkannejhad	Power:	120VAC, 60Hz
		Job Site:	EV01

TEST SPECIFICATIONS

Specification:	FCC 24.238(a)	Year:	2003
Method:	TIA/EIA-603	Year:	2001

SAMPLE CALCULATIONS

Radiated Emissions: Field Strength = Measured Level + Antenna Factor + Cable Factor - Amplifier Gain + Distance Adjustment Factor + External Attenuation
 Conducted Emissions: Adjusted Level = Measured Level + Transducer Factor + Cable Attenuation Factor + External Attenuator

COMMENTS

CDMA radio installed in 700C Handheld Computer.

EUT OPERATING MODES

Transmitting Low channel; CDMA PCS Band, Stand-alone

DEVIATIONS FROM TEST STANDARD

No deviations.

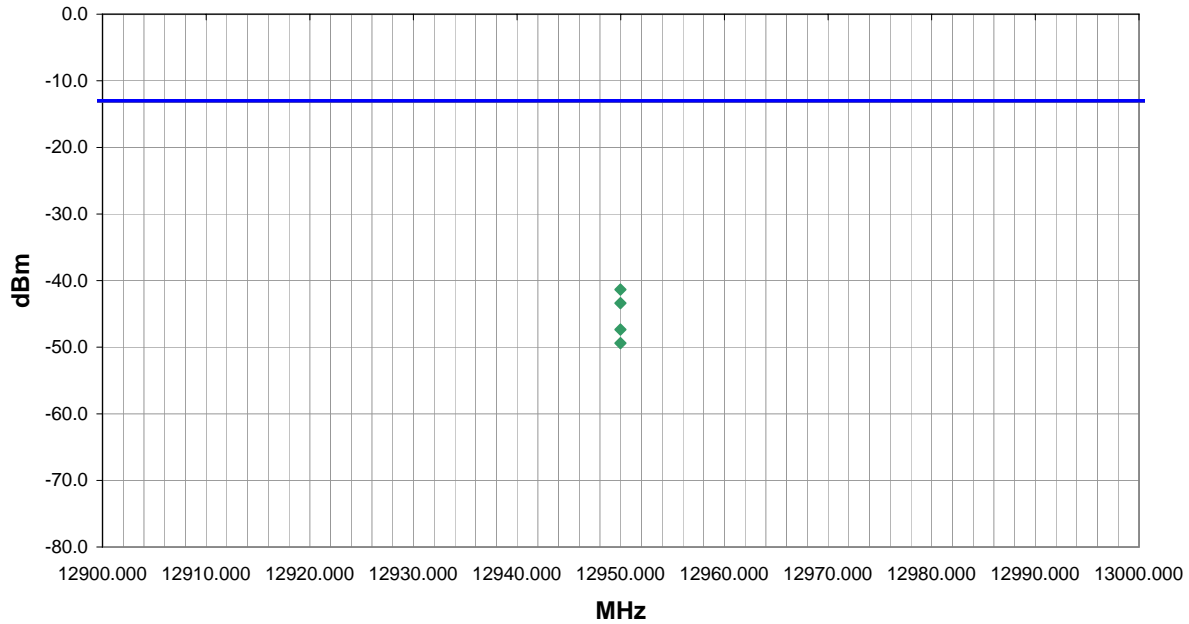
RESULTS

Pass	Run #	18
------	-------	----

Other

Holly Ashkannejhad

Tested By:



Freq (MHz)	Azimuth (degrees)	Height (meters)	Polarity	Detector	EIRP (dBm)	Spec. Limit (dBm)	Compared to Spec. (dB)
12949.970	97.0	2.0	H-Horn	PK	-41.4	-13.0	-28.4
12949.970	275.0	1.2	V-Horn	PK	-43.4	-13.0	-30.4
12949.970	97.0	2.0	H-Horn	AV	-47.4	-13.0	-34.4
12949.970	275.0	1.2	V-Horn	AV	-49.4	-13.0	-36.4

EUT:	CDMA in 700C	Work Order:	ITRM0030
Serial Number:		Date:	06/25/04
Customer:	Intermec Technologies Corporation	Temperature:	75
Attendees:	none	Humidity:	45%
Cust. Ref. No.:		Barometric Pressure:	30.16
Tested by:	Holly Ashkannejhad	Power:	120VAC, 60Hz
		Job Site:	EV01

TEST SPECIFICATIONS	
Specification:	FCC 24.238(a)
Method:	TIA/EIA-603
Year:	2003
Year:	2001

SAMPLE CALCULATIONS
 Radiated Emissions: Field Strength = Measured Level + Antenna Factor + Cable Factor - Amplifier Gain + Distance Adjustment Factor + External Attenuation
 Conducted Emissions: Adjusted Level = Measured Level + Transducer Factor + Cable Attenuation Factor + External Attenuator

COMMENTS
 CDMA radio installed in 700C Handheld Computer.

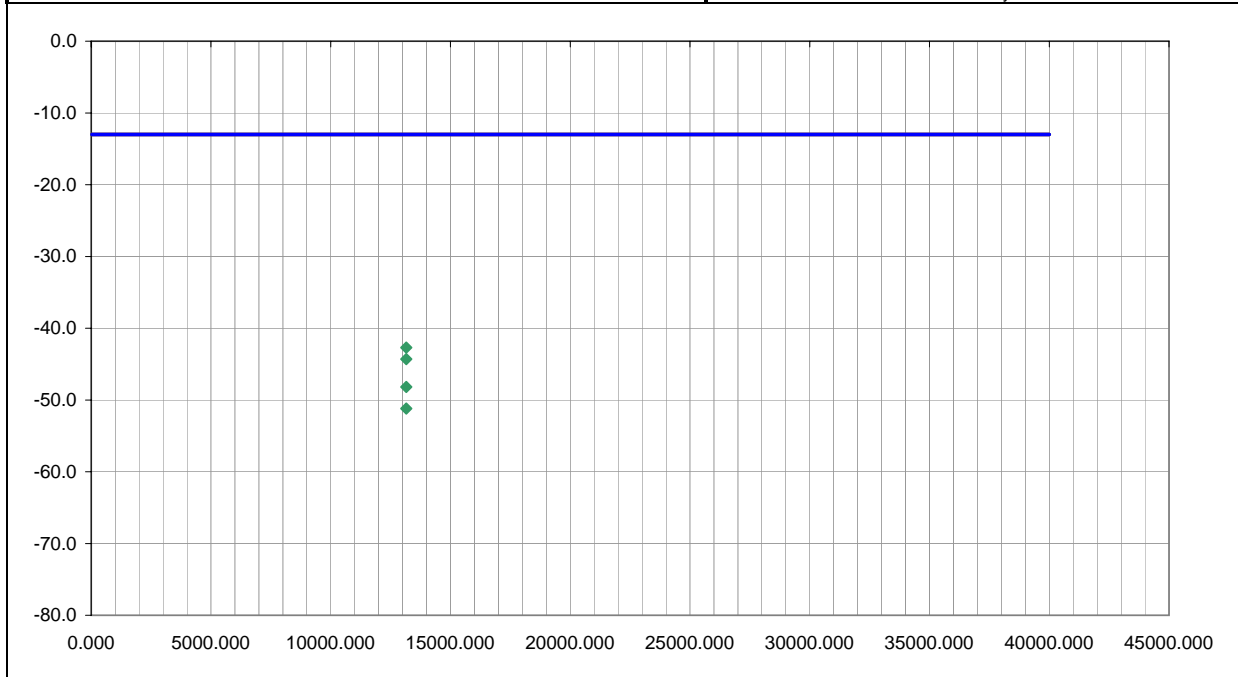
EUT OPERATING MODES
 Transmitting Mid channel; CDMA PCS Band, Stand-alone

DEVIATIONS FROM TEST STANDARD
 No deviations.

RESULTS	Run #
Pass	19

Other


 Tested By:



Freq (MHz)	Azimuth (degrees)	Height (meters)	Polarity	Detector	EIRP (dBm)	Spec. Limit (dBm)	Compared to Spec. (dB)
13154.010	129.0	1.3	H-Horn	PK	-42.7	-13.0	-29.7
13154.010	102.0	1.2	V-Horn	PK	-44.3	-13.0	-31.3
13154.010	129.0	1.3	H-Horn	AV	-48.2	-13.0	-35.2
13154.010	102.0	1.2	V-Horn	AV	-51.2	-13.0	-38.2

Apparent Power Data Sheet

EUT:	CDMA in 700C	Work Order:	ITRM0030
Serial Number:		Date:	06/25/04
Customer:	Intermec Technologies Corporation	Temperature:	75
Attendees:	none	Humidity:	45%
Cust. Ref. No.:		Barometric Pressure:	30.16
Tested by:	Holly Ashkannejhad	Power:	120VAC, 60Hz
		Job Site:	EV01

TEST SPECIFICATIONS	
Specification:	FCC 24.238(a)
Method:	TIA/EIA-603
Year:	2003
Year:	2001

SAMPLE CALCULATIONS

Radiated Emissions: Field Strength = Measured Level + Antenna Factor + Cable Factor - Amplifier Gain + Distance Adjustment Factor + External Attenuation
 Conducted Emissions: Adjusted Level = Measured Level + Transducer Factor + Cable Attenuation Factor + External Attenuator

COMMENTS

CDMA radio installed in 700C Handheld Computer.

EUT OPERATING MODES


Transmitting High channel; CDMA PCS Band, Stand-alone

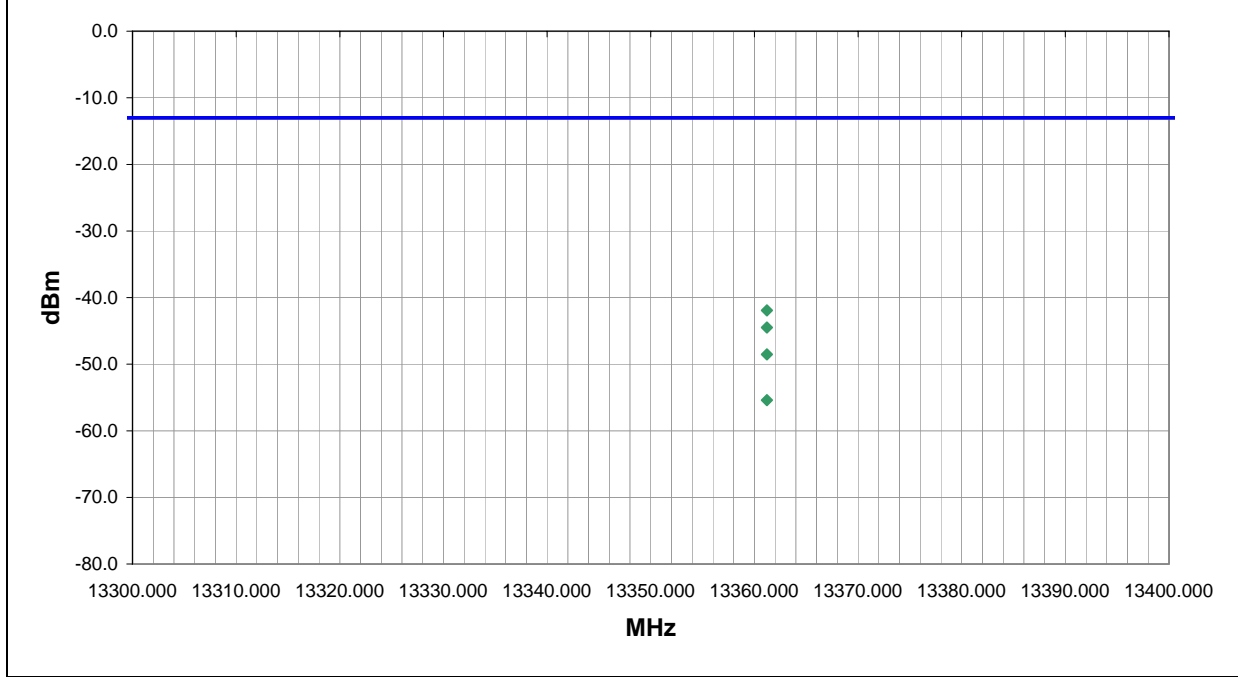
DEVIATIONS FROM TEST STANDARD

No deviations.


RESULTS	Run #
Pass	20

Other


 Tested By:




Freq (MHz)	Azimuth (degrees)	Height (meters)	Polarity	Detector	EIRP (dBm)	Spec. Limit (dBm)	Compared to Spec. (dB)
13361.210	133.0	1.2	H-Horn	PK	-41.9	-13.0	-28.9
13361.210	103.0	1.2	V-Horn	PK	-44.5	-13.0	-31.5
13361.210	133.0	1.2	H-Horn	AV	-48.5	-13.0	-35.5
13361.210	103.0	1.2	V-Horn	AV	-55.4	-13.0	-42.4








700C with IP3









Intermec 6820 Printer with 700C



Intermec 6820 with 730 Photos



