

Test Laboratory: Compliance Certification Services

Body Worn - Left Hand Side

DUT: Intermec; Type: CK3; Serial: N/A

Communication System: 802.11bg; Frequency: 2412 MHz; Duty Cycle: 1:1

Medium parameters used (interpolated): $f = 2412$ MHz; $\sigma = 1.89$ mho/m; $\epsilon_r = 51.6$; $\rho = 1000$ kg/m³

Phantom section: Flat Section

Room Ambient Temperature: 25.0 deg. C; Liquid Temperature: 24.0 deg. C

DASY4 Configuration:

- Area Scan setting - Find Secondary Maximum Within: 2.0 dB and with a peak SAR value greater than 0.0012W/kg
- Probe: EX3DV3 - SN3531; ConvF(7.91, 7.91, 7.91); Calibrated: 4/23/2008
- Sensor-Surface: 3mm (Mechanical Surface Detection)
- Electronics: DAE3 Sn427; Calibrated: 10/20/2008
- Phantom: SAM 2 (Twin); Type: SAM 2; Serial: 1050
- Measurement SW: DASY4, V4.7 Build 71; Postprocessing SW: SEMCAD, V1.8 Build 184

802.11b_L-ch Aux Antenna/Area Scan (7x11x1): Measurement grid: dx=15mm, dy=15mm

[Info: Interpolated medium parameters used for SAR evaluation.](#)

Maximum value of SAR (measured) = 0.188 mW/g

802.11b_L-ch Aux Antenna/Zoom Scan (7x7x9)/Cube 0: Measurement grid: dx=5mm, dy=5mm, dz=3mm

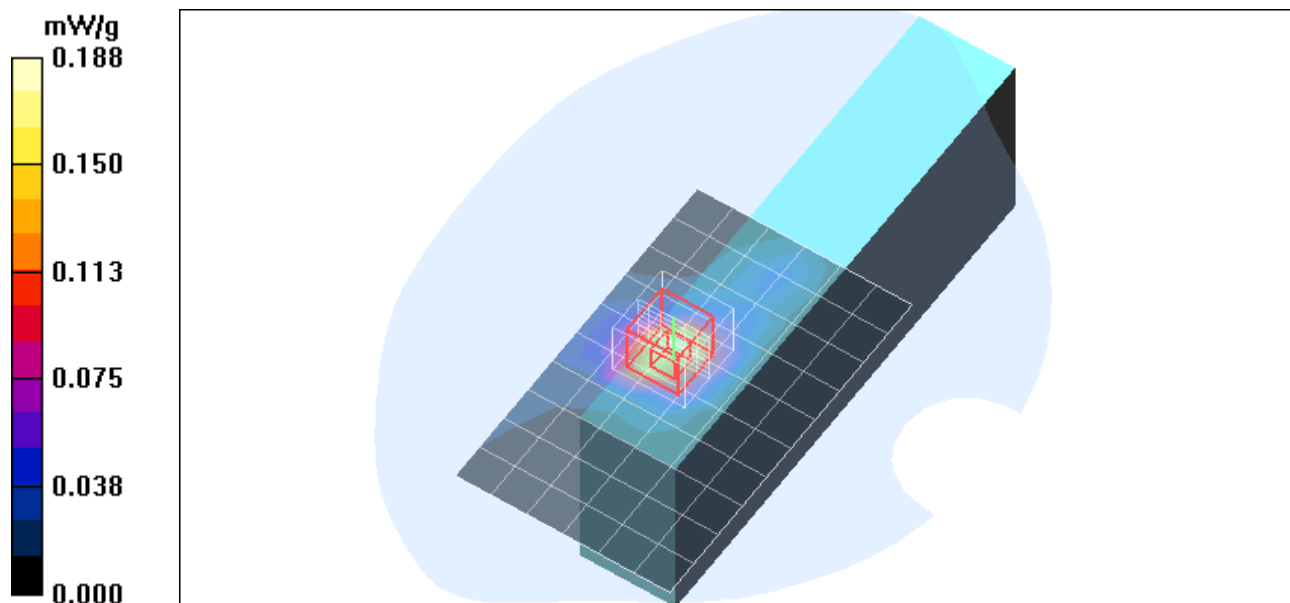
Reference Value = 5.56 V/m; Power Drift = -0.260 dB

Peak SAR (extrapolated) = 0.344 W/kg

SAR(1 g) = 0.175 mW/g; SAR(10 g) = 0.082 mW/g

[Info: Interpolated medium parameters used for SAR evaluation.](#)

Maximum value of SAR (measured) = 0.230 mW/g



Test Laboratory: Compliance Certification Services

Body Worn - Left Hand Side

DUT: Intermec; Type: CK3; Serial: N/A

Communication System: 802.11bg; Frequency: 2437 MHz; Duty Cycle: 1:1.03

Medium parameters used (interpolated): $f = 2437$ MHz; $\sigma = 1.9$ mho/m; $\epsilon_r = 51.4$; $\rho = 1000$ kg/m³

Phantom section: Flat Section

Room Ambient Temperature: 25.0 deg. C; Liquid Temperature: 24.0 deg. C

DASY4 Configuration:

- Area Scan setting - Find Secondary Maximum Within: 2.0 dB and with a peak SAR value greater than 0.0012W/kg
- Probe: EX3DV3 - SN3531; ConvF(7.91, 7.91, 7.91); Calibrated: 4/23/2008
- Sensor-Surface: 3mm (Mechanical Surface Detection)
- Electronics: DAE3 Sn427; Calibrated: 10/20/2008
- Phantom: SAM 2 (Twin); Type: SAM 2; Serial: 1050
- Measurement SW: DASY4, V4.7 Build 71; Postprocessing SW: SEMCAD, V1.8 Build 184

802.11b_M-ch Aux Antenna/Area Scan (7x11x1): Measurement grid: dx=15mm, dy=15mm

[Info: Interpolated medium parameters used for SAR evaluation.](#)

Maximum value of SAR (measured) = 0.189 mW/g

802.11b_M-ch Aux Antenna/Zoom Scan (7x7x9)/Cube 0: Measurement grid: dx=5mm, dy=5mm, dz=3mm

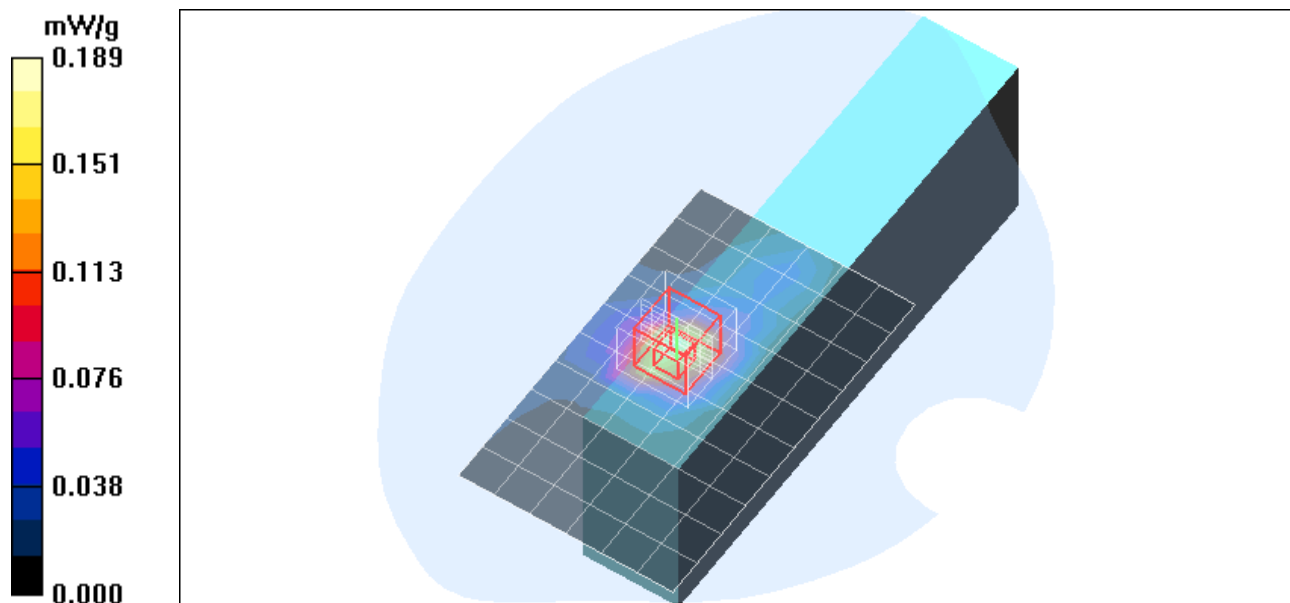
Reference Value = 6.05 V/m; Power Drift = -0.238 dB

Peak SAR (extrapolated) = 0.349 W/kg

SAR(1 g) = 0.178 mW/g; SAR(10 g) = 0.084 mW/g

[Info: Interpolated medium parameters used for SAR evaluation.](#)

Maximum value of SAR (measured) = 0.231 mW/g



Test Laboratory: Compliance Certification Services

Body Worn - Left Hand Side

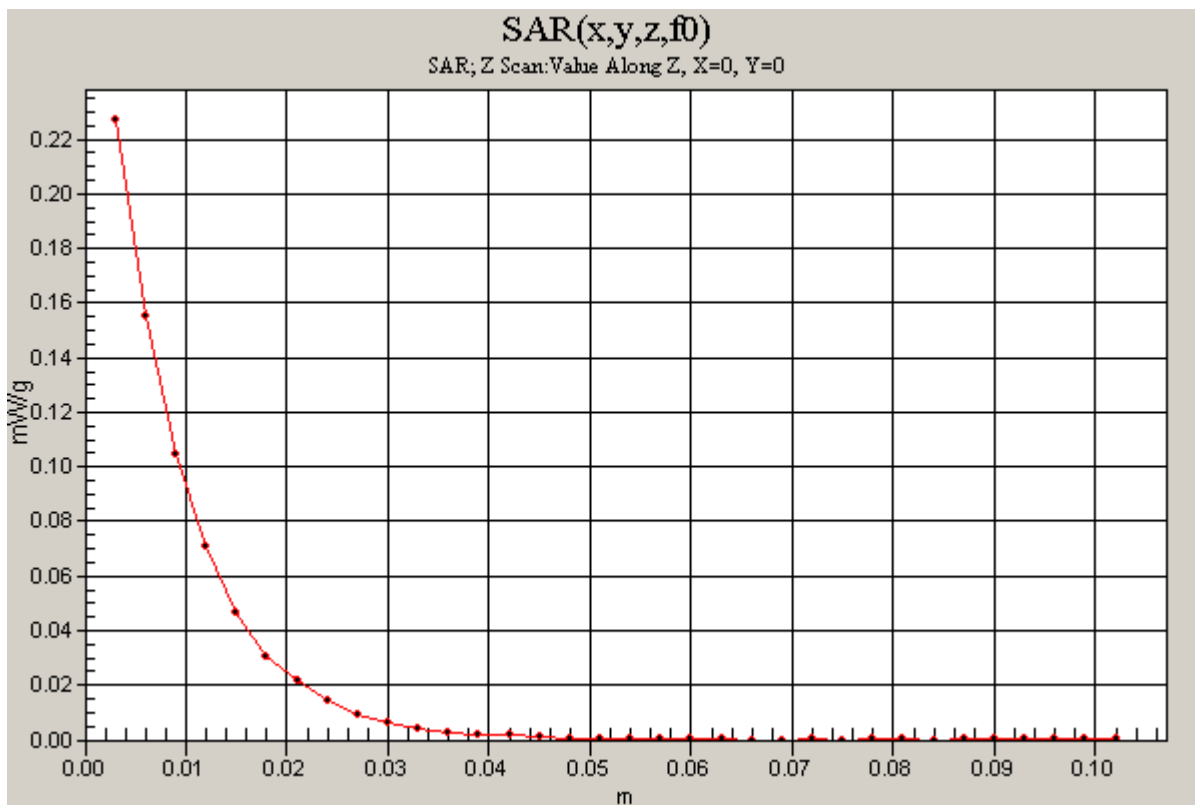
DUT: Intermec; Type: CK3; Serial: N/A

Communication System: 802.11bg; Frequency: 2437 MHz;Duty Cycle: 1:1.03

802.11b_M-ch Aux Antenna/Z Scan (1x1x34): Measurement grid: dx=20mm, dy=20mm, dz=3mm

Info: [Interpolated medium parameters used for SAR evaluation.](#)

Maximum value of SAR (measured) = 0.227 mW/g



Test Laboratory: Compliance Certification Services

Body Worn - Left Hand Side

DUT: Intermec; Type: CK3; Serial: N/A

Communication System: 802.11bg; Frequency: 2437 MHz; Duty Cycle: 1:1.03

Medium parameters used (interpolated): $f = 2437$ MHz; $\sigma = 1.9$ mho/m; $\epsilon_r = 51.4$; $\rho = 1000$ kg/m³

Phantom section: Flat Section

Room Ambient Temperature: 25.0 deg. C; Liquid Temperature: 24.0 deg. C

DASY4 Configuration:

- Area Scan setting - Find Secondary Maximum Within: 2.0 dB and with a peak SAR value greater than 0.0012W/kg
- Probe: EX3DV3 - SN3531; ConvF(7.91, 7.91, 7.91); Calibrated: 4/23/2008
- Sensor-Surface: 3mm (Mechanical Surface Detection)
- Electronics: DAE3 Sn427; Calibrated: 10/20/2008
- Phantom: SAM 2 (Twin); Type: SAM 2; Serial: 1050
- Measurement SW: DASY4, V4.7 Build 71; Postprocessing SW: SEMCAD, V1.8 Build 184

802.11b_M-ch Main Antenna/Area Scan (7x11x1): Measurement grid: dx=15mm, dy=15mm

[Info: Interpolated medium parameters used for SAR evaluation.](#)

Maximum value of SAR (measured) = 0.137 mW/g

802.11b_M-ch Main Antenna/Zoom Scan (7x7x9)/Cube 0: Measurement grid: dx=5mm, dy=5mm, dz=3mm

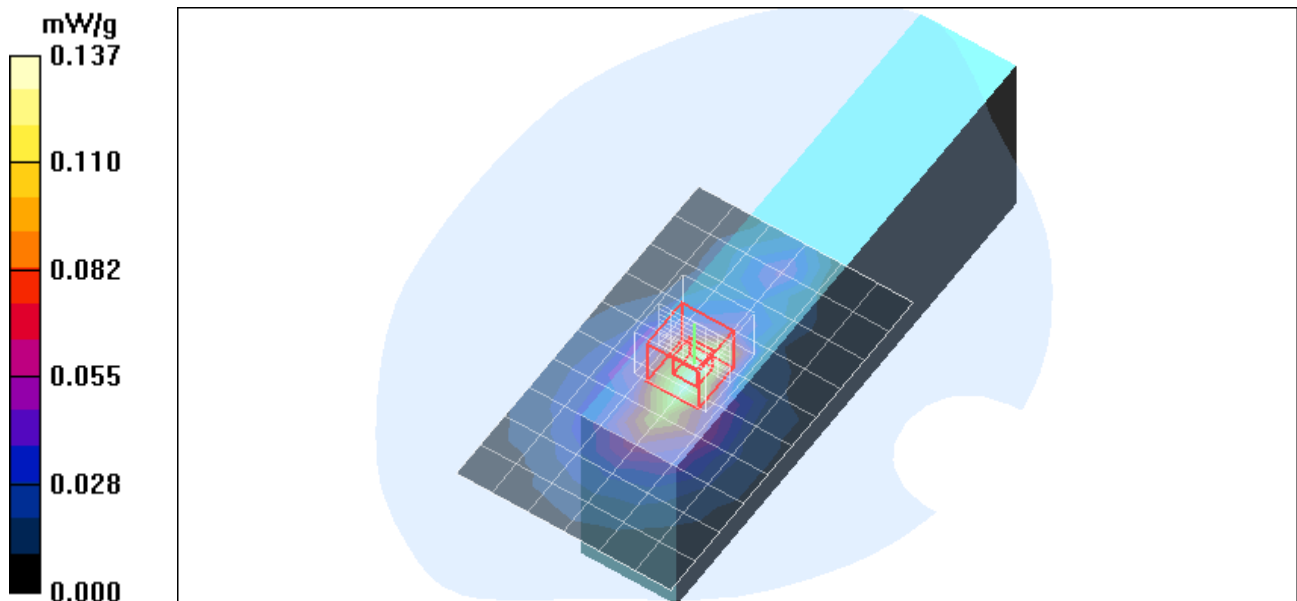
Reference Value = 5.38 V/m; Power Drift = -0.274 dB

Peak SAR (extrapolated) = 0.232 W/kg

SAR(1 g) = 0.124 mW/g; SAR(10 g) = 0.063 mW/g

[Info: Interpolated medium parameters used for SAR evaluation.](#)

Maximum value of SAR (measured) = 0.160 mW/g



Test Laboratory: Compliance Certification Services

Body Worn - Left Hand Side

DUT: Intermec; Type: CK3; Serial: N/A

Communication System: 802.11bg; Frequency: 2462 MHz; Duty Cycle: 1:1

Medium parameters used (interpolated): $f = 2462$ MHz; $\sigma = 1.99$ mho/m; $\epsilon_r = 51.5$; $\rho = 1000$ kg/m³

Phantom section: Flat Section

Room Ambient Temperature: 25.0 deg. C; Liquid Temperature: 24.0 deg. C

DASY4 Configuration:

- Area Scan setting - Find Secondary Maximum Within: 2.0 dB and with a peak SAR value greater than 0.0012W/kg
- Probe: EX3DV3 - SN3531; ConvF(7.91, 7.91, 7.91); Calibrated: 4/23/2008
- Sensor-Surface: 3mm (Mechanical Surface Detection)
- Electronics: DAE3 Sn427; Calibrated: 10/20/2008
- Phantom: SAM 2 (Twin); Type: SAM 2; Serial: 1050
- Measurement SW: DASY4, V4.7 Build 71; Postprocessing SW: SEMCAD, V1.8 Build 184

802.11b_H-ch Main Antenna/Area Scan (7x11x1): Measurement grid: dx=15mm, dy=15mm

[Info: Interpolated medium parameters used for SAR evaluation.](#)

Maximum value of SAR (measured) = 0.166 mW/g

802.11b_H-ch Main Antenna/Zoom Scan (7x7x9)/Cube 0: Measurement grid: dx=5mm, dy=5mm, dz=3mm

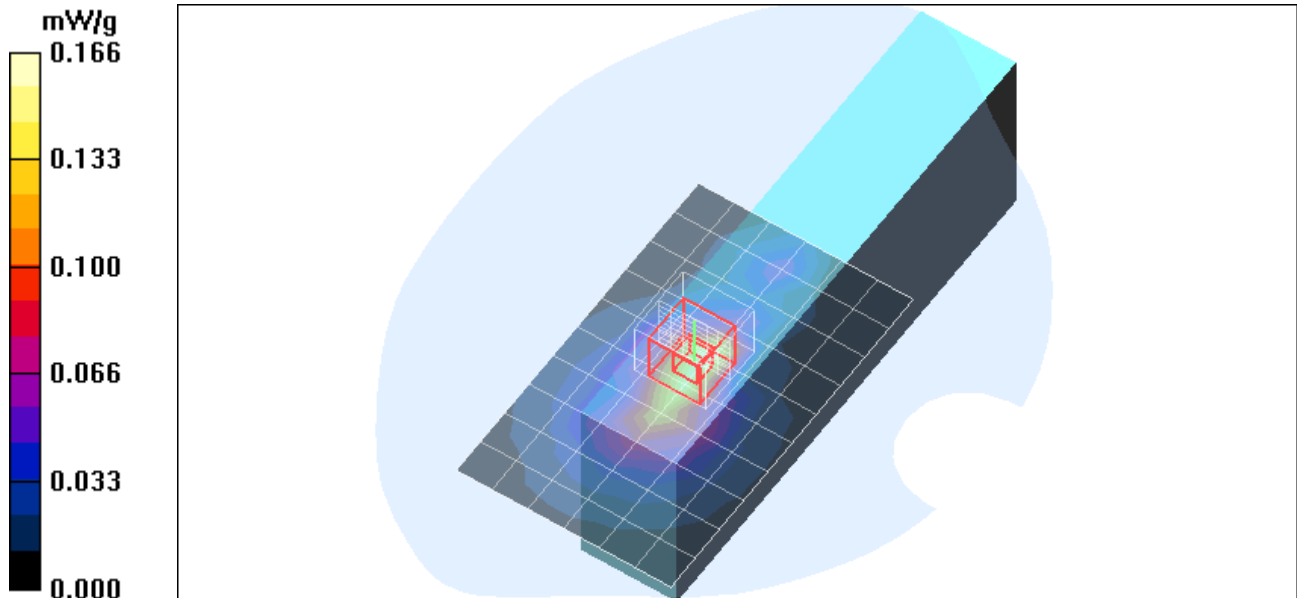
Reference Value = 5.73 V/m; Power Drift = -0.227 dB

Peak SAR (extrapolated) = 0.285 W/kg

SAR(1 g) = 0.140 mW/g; SAR(10 g) = 0.071 mW/g

[Info: Interpolated medium parameters used for SAR evaluation.](#)

Maximum value of SAR (measured) = 0.180 mW/g



Test Laboratory: Compliance Certification Services

Body Worn - Right Hand Side

DUT: Intermec; Type: CK3; Serial: N/A

Communication System: 802.11bg; Frequency: 2437 MHz; Duty Cycle: 1:1.03

Medium parameters used (interpolated): $f = 2437$ MHz; $\sigma = 1.9$ mho/m; $\epsilon_r = 51.4$; $\rho = 1000$ kg/m³

Phantom section: Flat Section

Room Ambient Temperature: 25.0 deg. C; Liquid Temperature: 24.0 deg. C

DASY4 Configuration:

- Area Scan setting - Find Secondary Maximum Within: 2.0 dB and with a peak SAR value greater than 0.0012W/kg
- Probe: EX3DV3 - SN3531; ConvF(7.91, 7.91, 7.91); Calibrated: 4/23/2008
- Sensor-Surface: 3mm (Mechanical Surface Detection)
- Electronics: DAE3 Sn427; Calibrated: 10/20/2008
- Phantom: SAM 2 (Twin); Type: SAM 2; Serial: 1050
- Measurement SW: DASY4, V4.7 Build 71; Postprocessing SW: SEMCAD, V1.8 Build 184

802.11b_M-ch Aux Antenna/Area Scan (8x12x1): Measurement grid: dx=15mm, dy=15mm

[Info: Interpolated medium parameters used for SAR evaluation.](#)

Maximum value of SAR (measured) = 0.118 mW/g

802.11b_M-ch Aux Antenna/Zoom Scan (7x7x9)/Cube 0: Measurement grid: dx=5mm, dy=5mm, dz=3mm

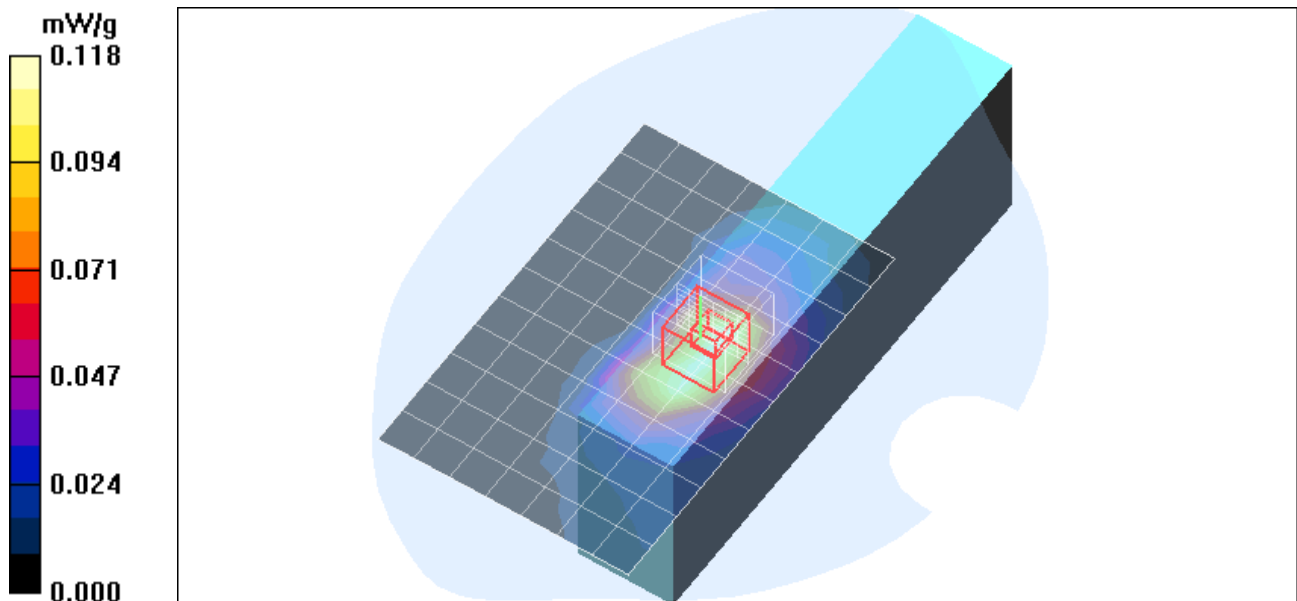
Reference Value = 7.65 V/m; Power Drift = 0.046 dB

Peak SAR (extrapolated) = 0.190 W/kg

SAR(1 g) = 0.102 mW/g; SAR(10 g) = 0.057 mW/g

[Info: Interpolated medium parameters used for SAR evaluation.](#)

Maximum value of SAR (measured) = 0.127 mW/g



Test Laboratory: Compliance Certification Services

Body Worn - Right Hand Side

DUT: Intermec; Type: CK3; Serial: N/A

Communication System: 802.11bg; Frequency: 2437 MHz; Duty Cycle: 1:1.03

Medium parameters used (interpolated): $f = 2437$ MHz; $\sigma = 1.9$ mho/m; $\epsilon_r = 51.4$; $\rho = 1000$ kg/m³

Phantom section: Flat Section

Room Ambient Temperature: 25.0 deg. C; Liquid Temperature: 24.0 deg. C

DASY4 Configuration:

- Area Scan setting - Find Secondary Maximum Within: 2.0 dB and with a peak SAR value greater than 0.0012W/kg
- Probe: EX3DV3 - SN3531; ConvF(7.91, 7.91, 7.91); Calibrated: 4/23/2008
- Sensor-Surface: 3mm (Mechanical Surface Detection)
- Electronics: DAE3 Sn427; Calibrated: 10/20/2008
- Phantom: SAM 2 (Twin); Type: SAM 2; Serial: 1050
- Measurement SW: DASY4, V4.7 Build 71; Postprocessing SW: SEMCAD, V1.8 Build 184

802.11b_M-ch Main Antenna/Area Scan (8x12x1): Measurement grid: dx=15mm, dy=15mm

[Info: Interpolated medium parameters used for SAR evaluation.](#)

Maximum value of SAR (measured) = 0.263 mW/g

802.11b_M-ch Main Antenna/Zoom Scan (7x7x9)/Cube 0: Measurement grid: dx=5mm, dy=5mm, dz=3mm

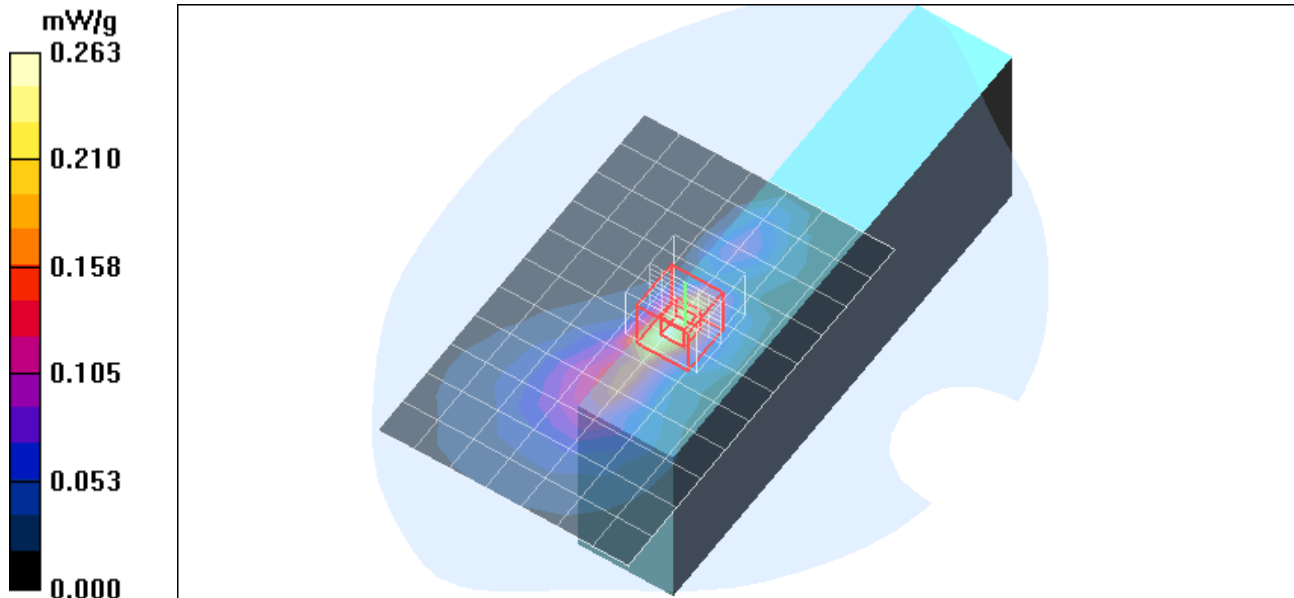
Reference Value = 6.64 V/m; Power Drift = 0.762 dB

Peak SAR (extrapolated) = 0.451 W/kg

SAR(1 g) = 0.223 mW/g; SAR(10 g) = 0.100 mW/g

[Info: Interpolated medium parameters used for SAR evaluation.](#)

Maximum value of SAR (measured) = 0.302 mW/g



Test Laboratory: Compliance Certification Services

Body Worn - Right Hand Side

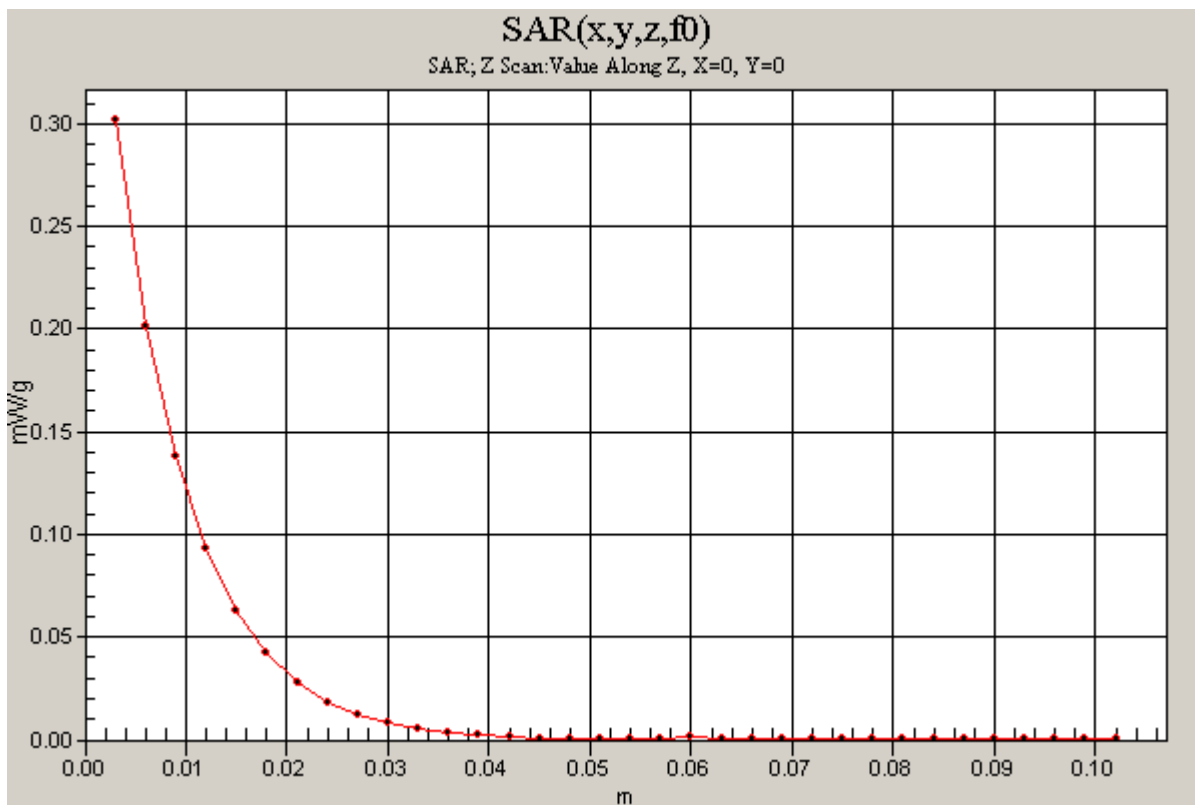
DUT: Intermec; Type: CK3; Serial: N/A

Communication System: 802.11bg; Frequency: 2437 MHz; Duty Cycle: 1:1.03

802.11b_M-ch Main Antenna/Z Scan (1x1x34): Measurement grid: dx=20mm, dy=20mm, dz=3mm

Info: [Interpolated medium parameters used for SAR evaluation.](#)

Maximum value of SAR (measured) = 0.302 mW/g



Test Laboratory: Compliance Certification Services

Body Worn - Right Hand Side

DUT: Intermec; Type: CK3; Serial: N/A

Communication System: 802.11bg; Frequency: 2437 MHz; Duty Cycle: 1:1.03

Medium parameters used (interpolated): $f = 2437$ MHz; $\sigma = 1.9$ mho/m; $\epsilon_r = 51.4$; $\rho = 1000$ kg/m³

Phantom section: Flat Section

Room Ambient Temperature: 25.0 deg. C; Liquid Temperature: 24.0 deg. C

DASY4 Configuration:

- Area Scan setting - Find Secondary Maximum Within: 2.0 dB and with a peak SAR value greater than 0.0012W/kg
- Probe: EX3DV3 - SN3531; ConvF(7.91, 7.91, 7.91); Calibrated: 4/23/2008
- Sensor-Surface: 3mm (Mechanical Surface Detection)
- Electronics: DAE3 Sn427; Calibrated: 10/20/2008
- Phantom: SAM 2 (Twin); Type: SAM 2; Serial: 1050
- Measurement SW: DASY4, V4.7 Build 71; Postprocessing SW: SEMCAD, V1.8 Build 184

802.11b_H-ch Main Antenna/Area Scan (8x12x1): Measurement grid: dx=15mm, dy=15mm

[Info: Interpolated medium parameters used for SAR evaluation.](#)

Maximum value of SAR (measured) = 0.248 mW/g

802.11b_H-ch Main Antenna/Zoom Scan (7x7x9)/Cube 0: Measurement grid: dx=5mm, dy=5mm, dz=3mm

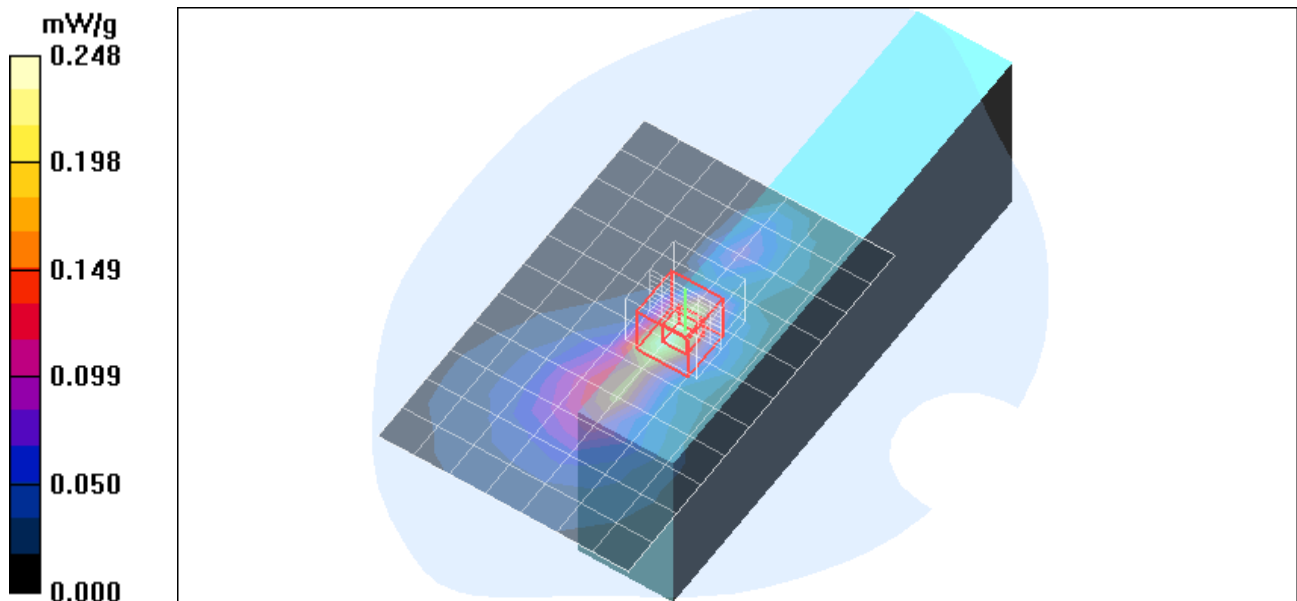
Reference Value = 6.87 V/m; Power Drift = 0.470 dB

Peak SAR (extrapolated) = 0.448 W/kg

SAR(1 g) = 0.219 mW/g; SAR(10 g) = 0.097 mW/g

[Info: Interpolated medium parameters used for SAR evaluation.](#)

Maximum value of SAR (measured) = 0.291 mW/g



Test Laboratory: Compliance Certification Services

Push to Talk

DUT: Intermec; Type: CK3; Serial: N/A

Communication System: 802.11bg; Frequency: 2437 MHz; Duty Cycle: 1:1.03

Medium parameters used (interpolated): $f = 2437$ MHz; $\sigma = 1.77$ mho/m; $\epsilon_r = 38.3$; $\rho = 1000$ kg/m³

Phantom section: Flat Section

Room Ambient Temperature: 25.0 deg. C; Liquid Temperature: 24.0 deg. C

DASY4 Configuration:

- Area Scan setting - Find Secondary Maximum Within: 2.0 dB and with a peak SAR value greater than 0.0012W/kg
- Probe: EX3DV3 - SN3531; ConvF(8.05, 8.05, 8.05); Calibrated: 4/23/2008
- Sensor-Surface: 3mm (Mechanical Surface Detection)
- Electronics: DAE3 Sn427; Calibrated: 10/20/2008
- Phantom: SAM 2 (Twin); Type: SAM 2; Serial: 1050
- Measurement SW: DASY4, V4.7 Build 71; Postprocessing SW: SEMCAD, V1.8 Build 184

802.11b_M-ch Main Antenna/Area Scan (9x10x1): Measurement grid: dx=15mm, dy=15mm

[Info: Interpolated medium parameters used for SAR evaluation.](#)

Maximum value of SAR (measured) = 0.061 mW/g

802.11b_M-ch Main Antenna/Zoom Scan (7x7x9)/Cube 0: Measurement grid: dx=5mm, dy=5mm, dz=3mm

Reference Value = 4.17 V/m; Power Drift = -0.585 dB

Peak SAR (extrapolated) = 0.107 W/kg

SAR(1 g) = 0.054 mW/g; SAR(10 g) = 0.030 mW/g

[Info: Interpolated medium parameters used for SAR evaluation.](#)

Maximum value of SAR (measured) = 0.068 mW/g

