

Test Laboratory: Compliance Certification Services

CN3 - Left Hand Side

DUT: CN3; Type: Scanner; Serial: N/A

Communication System: 802.11bg; Frequency: 2437 MHz; Duty Cycle: 1:1

Medium parameters used (interpolated): $f = 2437$ MHz; $\sigma = 1.85$ mho/m; $\epsilon_r = 38.6$; $\rho = 1000$ kg/m³

Phantom section: Left Section

Room Ambient Temperature: 24.0deg. C; Liquid Temperature: 23.0 deg. C

DASY4 Configuration:

- Area Scan setting - Find Secondary Maximum Within: 2.0 dB and with peak SAR value greater than 0.0012W/kg
- Probe: EX3DV4 - SN3554; ConvF(6.18, 6.18, 6.18); Calibrated: 4/24/2007
- Sensor-Surface: 4mm (Mechanical Surface Detection)
- Electronics: DAE3 Sn427; Calibrated: 11/16/2006
- Phantom: SAM 2; Type: SAM 2; Serial: 1050
- Measurement SW: DASY4, V4.7 Build 53; Postprocessing SW: SEMCAD, V1.8 Build 172

Touch - M ch/Area Scan (9x11x1): Measurement grid: dx=15mm, dy=15mm

[Info: Interpolated medium parameters used for SAR evaluation.](#)

Maximum value of SAR (measured) = 0.581 mW/g

Touch - M ch/Zoom Scan (5x5x7)/Cube 0: Measurement grid: dx=7.5mm, dy=7.5mm, dz=5mm

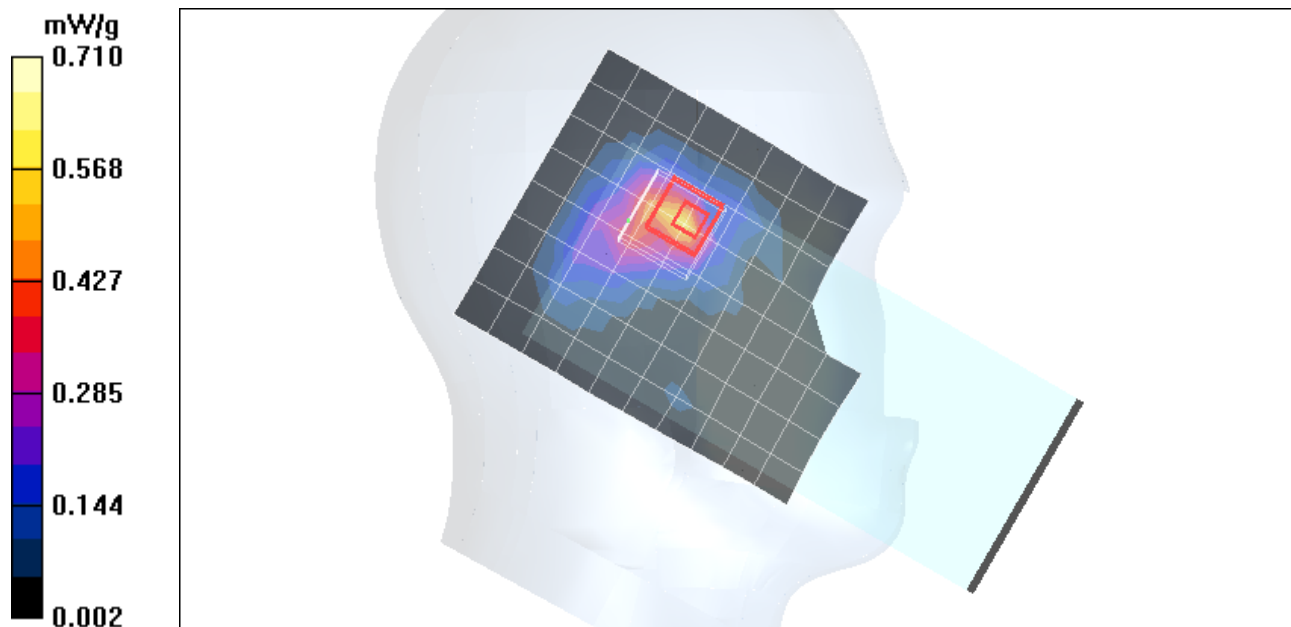
Reference Value = 13.8 V/m; Power Drift = -0.113 dB

Peak SAR (extrapolated) = 1.62 W/kg

SAR(1 g) = 0.506 mW/g; SAR(10 g) = 0.220 mW/g

[Info: Interpolated medium parameters used for SAR evaluation.](#)

Maximum value of SAR (measured) = 0.710 mW/g



Test Laboratory: Compliance Certification Services

CN3 - Left Hand Side

DUT: CN3; Type: Scanner; Serial: N/A

Communication System: 802.11bg; Frequency: 2412 MHz; Duty Cycle: 1:1

Medium parameters used (interpolated): $f = 2412$ MHz; $\sigma = 1.82$ mho/m; $\epsilon_r = 38.7$; $\rho = 1000$ kg/m³

Phantom section: Left Section

Room Ambient Temperature: 24.0 deg. C; Liquid Temperature: 23.0 deg. C

DASY4 Configuration:

- Area Scan setting - Find Secondary Maximum Within: 2.0 dB and with peak SAR value greater than 0.0012W/kg
- Probe: EX3DV4 - SN3554; ConvF(6.18, 6.18, 6.18); Calibrated: 4/24/2007
- Sensor-Surface: 4mm (Mechanical Surface Detection)
- Electronics: DAE3 Sn427; Calibrated: 11/16/2006
- Phantom: SAM 2; Type: SAM 2; Serial: 1050
- Measurement SW: DASY4, V4.7 Build 53; Postprocessing SW: SEMCAD, V1.8 Build 172

Tilt - L ch/Area Scan (9x9x1): Measurement grid: dx=15mm, dy=15mm

[Info: Interpolated medium parameters used for SAR evaluation.](#)

Maximum value of SAR (measured) = 0.640 mW/g

Tilt - L ch/Zoom Scan (5x5x7)/Cube 0: Measurement grid: dx=7.5mm, dy=7.5mm, dz=5mm

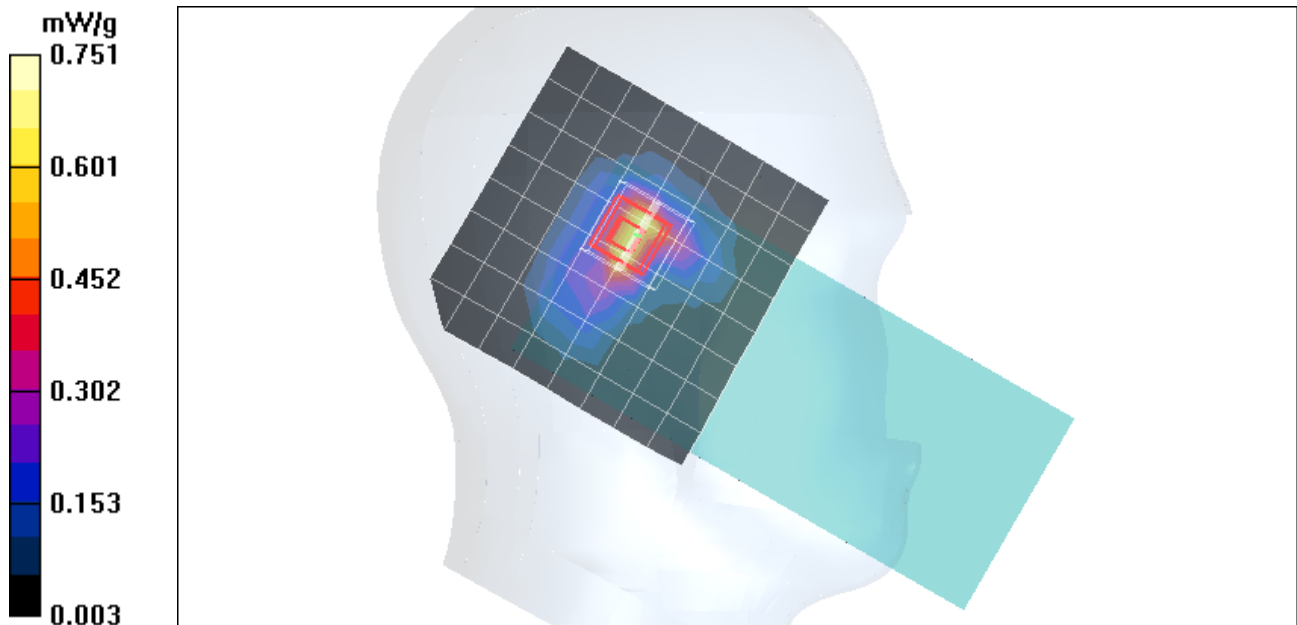
Reference Value = 20.0 V/m; Power Drift = 0.064 dB

Peak SAR (extrapolated) = 1.55 W/kg

SAR(1 g) = 0.651 mW/g; SAR(10 g) = 0.276 mW/g

[Info: Interpolated medium parameters used for SAR evaluation.](#)

Maximum value of SAR (measured) = 0.751 mW/g



Test Laboratory: Compliance Certification Services

CN3 - Left Hand Side

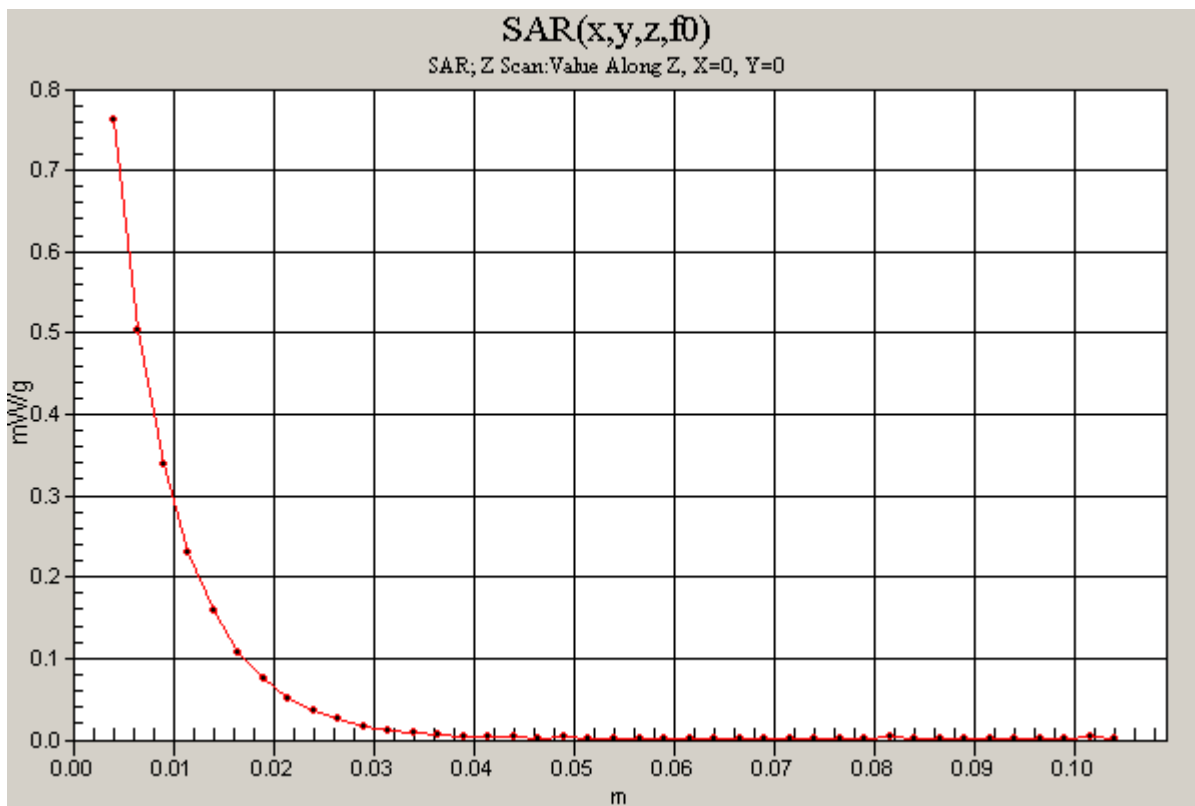
DUT: CN3; Type: Scanner; Serial: N/A

Communication System: 802.11bg; Frequency: 2412 MHz; Duty Cycle: 1:1

Tilt - L ch/Z Scan (1x1x41): Measurement grid: dx=20mm, dy=20mm, dz=2.5mm

[Info: Interpolated medium parameters used for SAR evaluation.](#)

Maximum value of SAR (measured) = 0.762 mW/g



Test Laboratory: Compliance Certification Services

CN3 - Left Hand Side

DUT: CN3; Type: Scanner; Serial: N/A

Communication System: 802.11bg; Frequency: 2437 MHz; Duty Cycle: 1:1

Medium parameters used (interpolated): $f = 2437$ MHz; $\sigma = 1.85$ mho/m; $\epsilon_r = 38.6$; $\rho = 1000$ kg/m³

Phantom section: Left Section

Room Ambient Temperature: 24.0 deg. C; Liquid Temperature: 23.0 deg. C

DASY4 Configuration:

- Area Scan setting - Find Secondary Maximum Within: 2.0 dB and with peak SAR value greater than 0.0012W/kg
- Probe: EX3DV4 - SN3554; ConvF(6.18, 6.18, 6.18); Calibrated: 4/24/2007
- Sensor-Surface: 4mm (Mechanical Surface Detection)
- Electronics: DAE3 Sn427; Calibrated: 11/16/2006
- Phantom: SAM 2; Type: SAM 2; Serial: 1050
- Measurement SW: DASY4, V4.7 Build 53; Postprocessing SW: SEMCAD, V1.8 Build 172

Tilt - M ch/Area Scan (9x9x1): Measurement grid: dx=15mm, dy=15mm

[Info: Interpolated medium parameters used for SAR evaluation.](#)

Maximum value of SAR (measured) = 0.570 mW/g

Tilt - M ch/Zoom Scan (5x5x7)/Cube 0: Measurement grid: dx=7.5mm, dy=7.5mm, dz=5mm

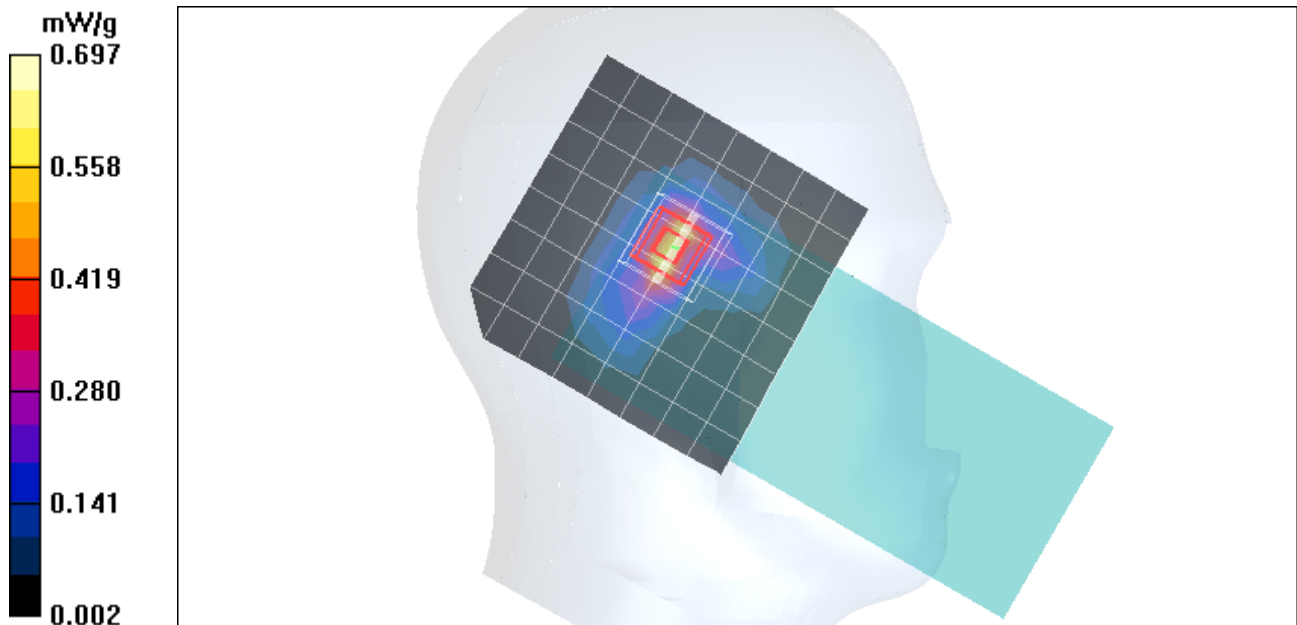
Reference Value = 13.5 V/m; Power Drift = 0.087 dB

Peak SAR (extrapolated) = 1.27 W/kg

SAR(1 g) = 0.533 mW/g; SAR(10 g) = 0.227 mW/g

[Info: Interpolated medium parameters used for SAR evaluation.](#)

Maximum value of SAR (measured) = 0.697 mW/g



Test Laboratory: Compliance Certification Services

CN3 - Left Hand Side

DUT: CN3; Type: Scanner; Serial: N/A

Communication System: 802.11bg; Frequency: 2462 MHz; Duty Cycle: 1:1

Medium parameters used (interpolated): $f = 2462$ MHz; $\sigma = 1.88$ mho/m; $\epsilon_r = 38.5$; $\rho = 1000$ kg/m³

Phantom section: Left Section

Room Ambient Temperature: 24.0 deg. C; Liquid Temperature: 231.0 deg. C

DASY4 Configuration:

- Area Scan setting - Find Secondary Maximum Within: 2.0 dB and with peak SAR value greater than 0.0012W/kg
- Probe: EX3DV4 - SN3554; ConvF(6.18, 6.18, 6.18); Calibrated: 4/24/2007
- Sensor-Surface: 4mm (Mechanical Surface Detection)
- Electronics: DAE3 Sn427; Calibrated: 11/16/2006
- Phantom: SAM 2; Type: SAM 2; Serial: 1050
- Measurement SW: DASY4, V4.7 Build 53; Postprocessing SW: SEMCAD, V1.8 Build 172

Tilt - H ch/Area Scan (9x9x1): Measurement grid: dx=15mm, dy=15mm

[Info: Interpolated medium parameters used for SAR evaluation.](#)

Maximum value of SAR (measured) = 0.589 mW/g

Tilt - H ch/Zoom Scan (5x5x7)/Cube 0: Measurement grid: dx=7.5mm, dy=7.5mm, dz=5mm

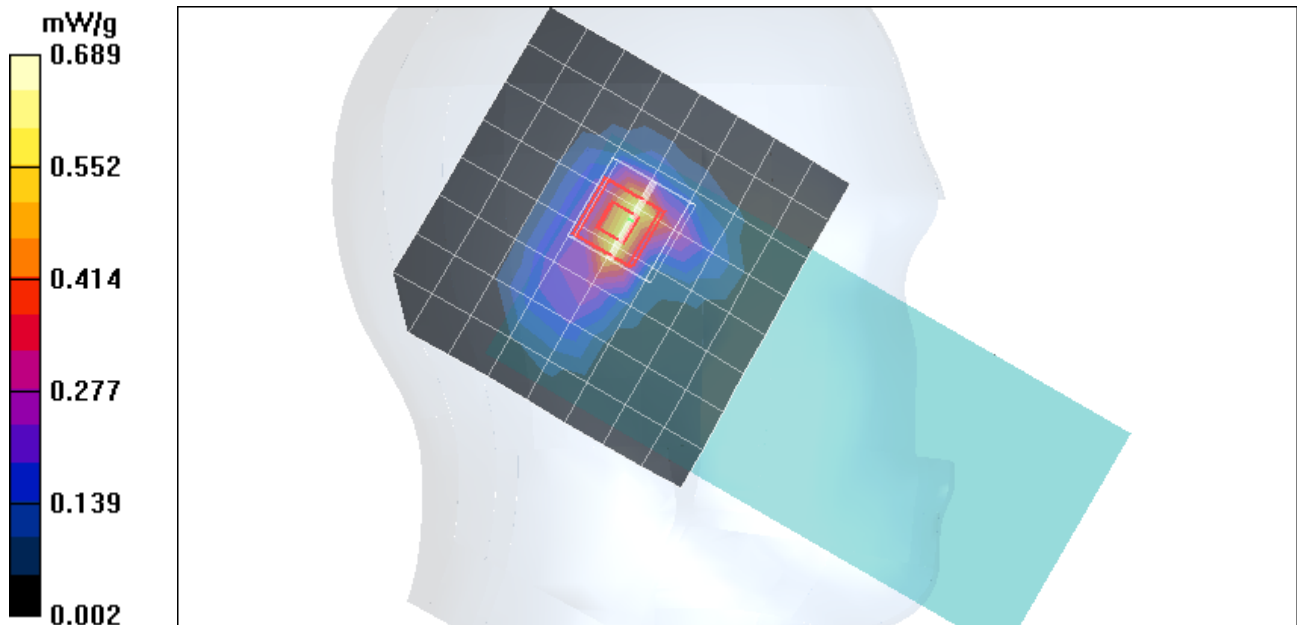
Reference Value = 19.7 V/m; Power Drift = -0.025 dB

Peak SAR (extrapolated) = 1.45 W/kg

SAR(1 g) = 0.616 mW/g; SAR(10 g) = 0.258 mW/g

[Info: Interpolated medium parameters used for SAR evaluation.](#)

Maximum value of SAR (measured) = 0.689 mW/g



Test Laboratory: Compliance Certification Services

CN3 - Right Hand Side

DUT: CN3; Type: Scanner; Serial: N/A

Communication System: 802.11bg; Frequency: 2437 MHz; Duty Cycle: 1:1

Medium parameters used (interpolated): $f = 2437$ MHz; $\sigma = 1.85$ mho/m; $\epsilon_r = 38.6$; $\rho = 1000$ kg/m³

Phantom section: Right Section

Room Ambient Temperature: 24.0 deg. C; Liquid Temperature: 23.0 deg. C

DASY4 Configuration:

- Area Scan setting - Find Secondary Maximum Within: 2.0 dB and with peak SAR value greater than 0.0012W/kg
- Probe: EX3DV4 - SN3554; ConvF(6.18, 6.18, 6.18); Calibrated: 4/24/2007
- Sensor-Surface: 4mm (Mechanical Surface Detection)
- Electronics: DAE3 Sn427; Calibrated: 11/16/2006
- Phantom: SAM 2; Type: SAM 2; Serial: 1050
- Measurement SW: DASY4, V4.7 Build 53; Postprocessing SW: SEMCAD, V1.8 Build 172

Touch - M ch/Area Scan (9x11x1): Measurement grid: dx=15mm, dy=15mm

[Info: Interpolated medium parameters used for SAR evaluation.](#)

Maximum value of SAR (measured) = 0.296 mW/g

Touch - M ch/Zoom Scan (5x5x7)/Cube 0: Measurement grid: dx=7.5mm, dy=7.5mm, dz=5mm

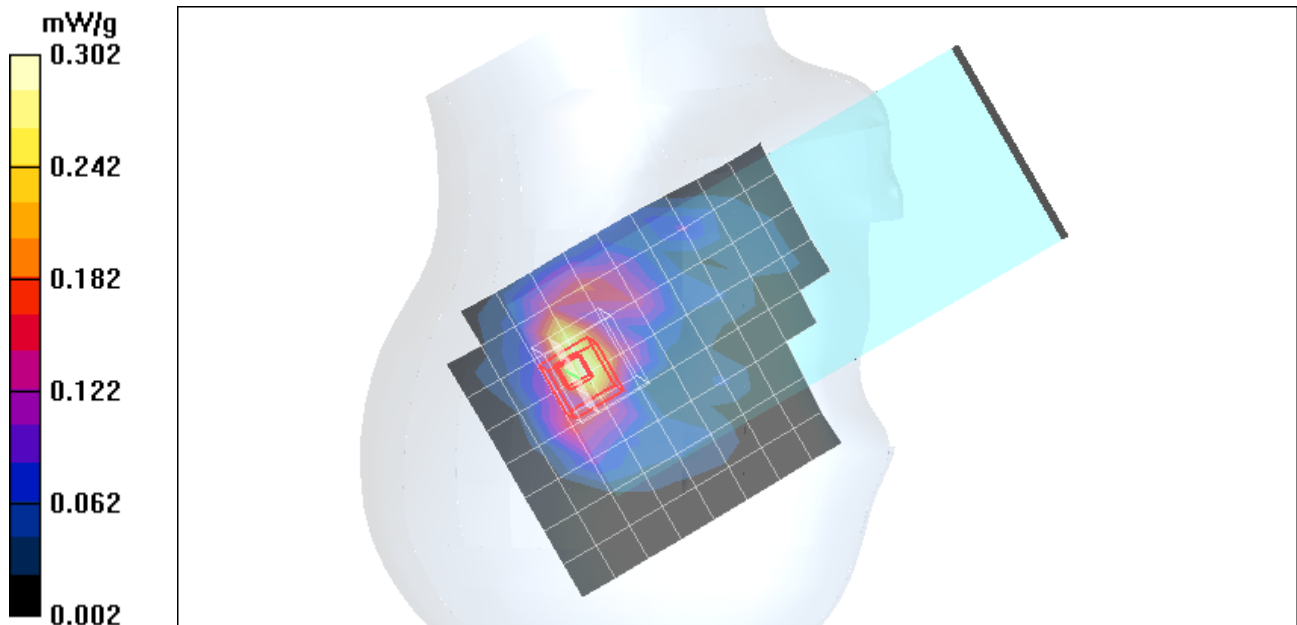
Reference Value = 10.7 V/m; Power Drift = -0.125 dB

Peak SAR (extrapolated) = 0.595 W/kg

SAR(1 g) = 0.274 mW/g; SAR(10 g) = 0.130 mW/g

[Info: Interpolated medium parameters used for SAR evaluation.](#)

Maximum value of SAR (measured) = 0.302 mW/g



Test Laboratory: Compliance Certification Services

CN3 - Right Hand Side

DUT: CN3; Type: Scanner; Serial: N/A

Communication System: 802.11bg; Frequency: 2437 MHz; Duty Cycle: 1:1

Medium parameters used (interpolated): $f = 2437$ MHz; $\sigma = 1.85$ mho/m; $\epsilon_r = 38.6$; $\rho = 1000$ kg/m³

Phantom section: Right Section

Room Ambient Temperature: 24.0deg. C; Liquid Temperature: 23.0 deg. C

DASY4 Configuration:

- Area Scan setting - Find Secondary Maximum Within: 2.0 dB and with peak SAR value greater than 0.0012W/kg
- Probe: EX3DV4 - SN3554; ConvF(6.18, 6.18, 6.18); Calibrated: 4/24/2007
- Sensor-Surface: 4mm (Mechanical Surface Detection)
- Electronics: DAE3 Sn427; Calibrated: 11/16/2006
- Phantom: SAM 2; Type: SAM 2; Serial: 1050
- Measurement SW: DASY4, V4.7 Build 53; Postprocessing SW: SEMCAD, V1.8 Build 172

Tilt - M ch/Area Scan (9x9x1): Measurement grid: dx=15mm, dy=15mm

[Info: Interpolated medium parameters used for SAR evaluation.](#)

Maximum value of SAR (measured) = 0.300 mW/g

Tilt - M ch/Zoom Scan (5x5x7)/Cube 0: Measurement grid: dx=7.5mm, dy=7.5mm, dz=5mm

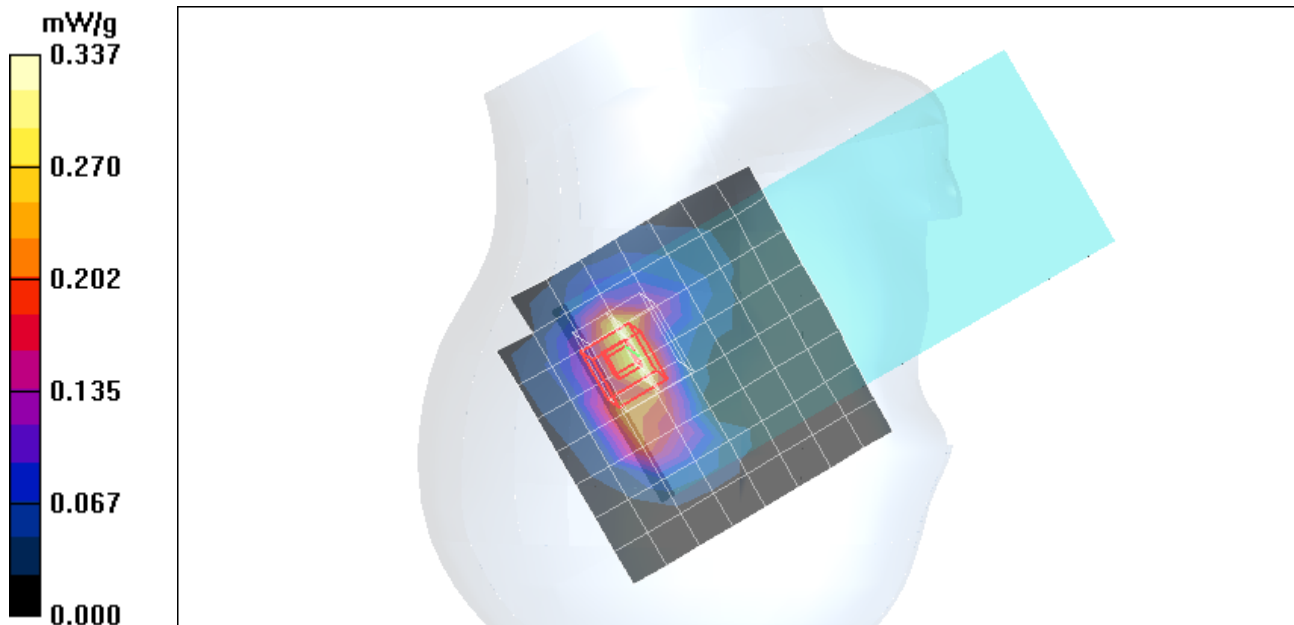
Reference Value = 10.6 V/m; Power Drift = 0.068 dB

Peak SAR (extrapolated) = 0.641 W/kg

SAR(1 g) = 0.305 mW/g; SAR(10 g) = 0.145 mW/g

[Info: Interpolated medium parameters used for SAR evaluation.](#)

Maximum value of SAR (measured) = 0.337 mW/g



Test Laboratory: Compliance Certification Services

CN3 - Body Worn Position - Holster with Belt Clip

DUT: CN3; Type: Scanner; Serial: N/A

Communication System: 802.11bg; Frequency: 2412 MHz; Duty Cycle: 1:1

Medium parameters used (interpolated): $f = 2412$ MHz; $\sigma = 1.94$ mho/m; $\epsilon_r = 52$; $\rho = 1000$ kg/m³

Phantom section: Flat Section

Room Ambient Temperature: 24.0 deg. C; Liquid Temperature: 23.0 deg. C

DASY4 Configuration:

- Area Scan setting - Find Secondary Maximum Within: 2.0 dB and with peak SAR value greater than 0.0012W/kg
- Probe: EX3DV4 - SN3554; ConvF(6.14, 6.14, 6.14); Calibrated: 4/24/2007
- Sensor-Surface: 4mm (Mechanical Surface Detection)
- Electronics: DAE3 Sn427; Calibrated: 11/16/2006
- Phantom: Flat Phantom ELI4.0; Type: QDOVA001BA; Serial: SN:1003
- Measurement SW: DASY4, V4.7 Build 53; Postprocessing SW: SEMCAD, V1.8 Build 172

B mode LCD Up - L ch/Area Scan (9x10x1): Measurement grid: dx=15mm, dy=15mm

[Info: Interpolated medium parameters used for SAR evaluation.](#)

Maximum value of SAR (measured) = 0.068 mW/g

B mode LCD Up - L ch/Zoom Scan (5x5x7)/Cube 0: Measurement grid: dx=7.5mm, dy=7.5mm, dz=5mm

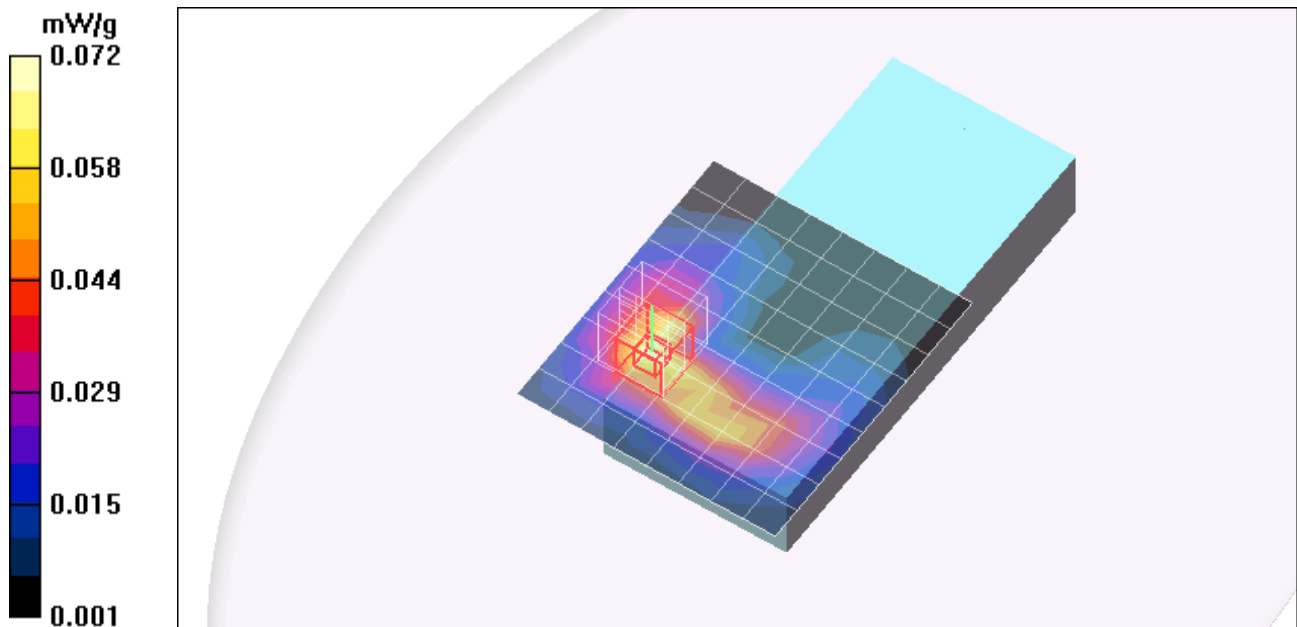
Reference Value = 3.89 V/m; Power Drift = 0.048 dB

Peak SAR (extrapolated) = 0.117 W/kg

SAR(1 g) = 0.065 mW/g; SAR(10 g) = 0.036 mW/g

[Info: Interpolated medium parameters used for SAR evaluation.](#)

Maximum value of SAR (measured) = 0.072 mW/g



Test Laboratory: Compliance Certification Services

CN3 - Body Worn Position - Holster with Belt Clip

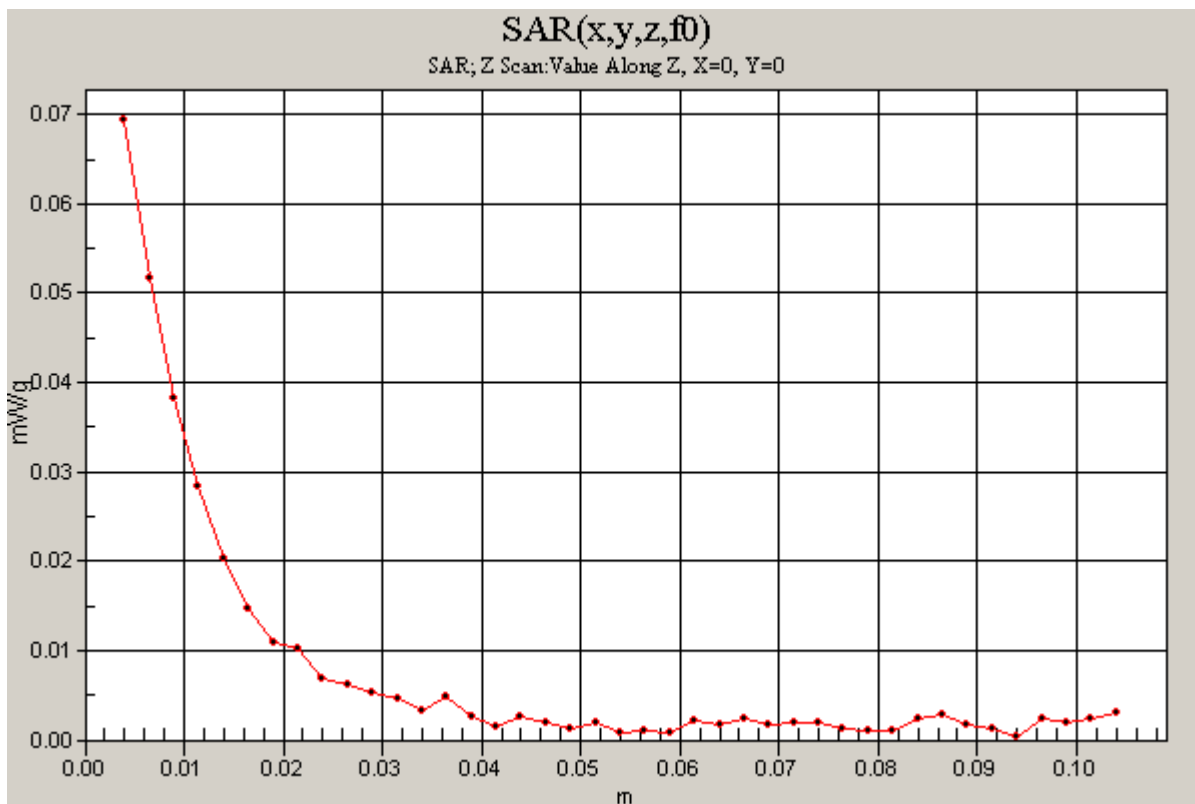
DUT: CN3; Type: Scanner; Serial: N/A

Communication System: 802.11bg; Frequency: 2412 MHz;Duty Cycle: 1:1

B mode LCD Up - L ch/Z Scan (1x1x41): Measurement grid: dx=20mm, dy=20mm, dz=2.5mm

[Info: Interpolated medium parameters used for SAR evaluation.](#)

Maximum value of SAR (measured) = 0.069 mW/g



Test Laboratory: Compliance Certification Services

CN3 - Body Worn Position - Holster with Belt Clip

DUT: CN3; Type: Scanner; Serial: N/A

Communication System: 802.11bg; Frequency: 2437 MHz; Duty Cycle: 1:1

Medium parameters used (interpolated): $f = 2437$ MHz; $\sigma = 1.98$ mho/m; $\epsilon_r = 51.9$; $\rho = 1000$ kg/m³

Phantom section: Flat Section

Room Ambient Temperature: 24.0 deg. C; Liquid Temperature: 23.0 deg. C

DASY4 Configuration:

- Area Scan setting - Find Secondary Maximum Within: 2.0 dB and with peak SAR value greater than 0.0012W/kg
- Probe: EX3DV4 - SN3554; ConvF(6.14, 6.14, 6.14); Calibrated: 4/24/2007
- Sensor-Surface: 4mm (Mechanical Surface Detection)
- Electronics: DAE3 Sn427; Calibrated: 11/16/2006
- Phantom: Flat Phantom ELI4.0; Type: QDOVA001BA; Serial: SN:1003
- Measurement SW: DASY4, V4.7 Build 53; Postprocessing SW: SEMCAD, V1.8 Build 172

B mode LCD Up - M ch/Area Scan (9x16x1): Measurement grid: dx=15mm, dy=15mm

[Info: Interpolated medium parameters used for SAR evaluation.](#)

Maximum value of SAR (measured) = 0.064 mW/g

B mode LCD Up - M ch/Zoom Scan (5x5x7)/Cube 0: Measurement grid: dx=7.5mm, dy=7.5mm, dz=5mm

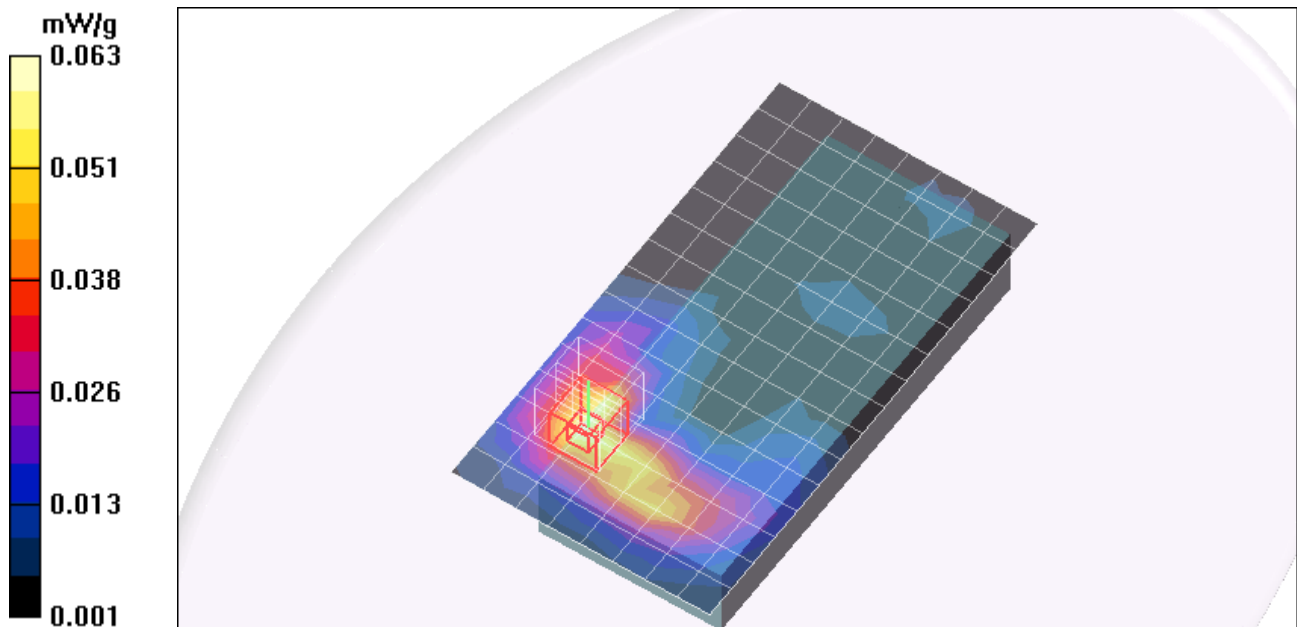
Reference Value = 3.61 V/m; Power Drift = -0.086 dB

Peak SAR (extrapolated) = 0.113 W/kg

SAR(1 g) = 0.058 mW/g; SAR(10 g) = 0.032 mW/g

[Info: Interpolated medium parameters used for SAR evaluation.](#)

Maximum value of SAR (measured) = 0.063 mW/g



Test Laboratory: Compliance Certification Services

CN3 - Body Worn Position - Holster with Belt Clip

DUT: CN3; Type: Scanner; Serial: N/A

Communication System: 802.11bg; Frequency: 2462 MHz; Duty Cycle: 1:1

Medium parameters used (interpolated): $f = 2462$ MHz; $\sigma = 2.01$ mho/m; $\epsilon_r = 51.8$; $\rho = 1000$ kg/m³

Phantom section: Flat Section

Room Ambient Temperature: 24.0 deg. C; Liquid Temperature: 23.0 deg. C

DASY4 Configuration:

- Area Scan setting - Find Secondary Maximum Within: 2.0 dB and with peak SAR value greater than 0.0012W/kg
- Probe: EX3DV4 - SN3554; ConvF(6.14, 6.14, 6.14); Calibrated: 4/24/2007
- Sensor-Surface: 4mm (Mechanical Surface Detection)
- Electronics: DAE3 Sn427; Calibrated: 11/16/2006
- Phantom: Flat Phantom ELI4.0; Type: QDOVA001BA; Serial: SN:1003
- Measurement SW: DASY4, V4.7 Build 53; Postprocessing SW: SEMCAD, V1.8 Build 172

B mode LCD Up - H ch/Area Scan (9x10x1): Measurement grid: dx=15mm, dy=15mm

[Info: Interpolated medium parameters used for SAR evaluation.](#)

Maximum value of SAR (measured) = 0.072 mW/g

B mode LCD Up - H ch/Zoom Scan (5x5x7)/Cube 0: Measurement grid: dx=7.5mm, dy=7.5mm, dz=5mm

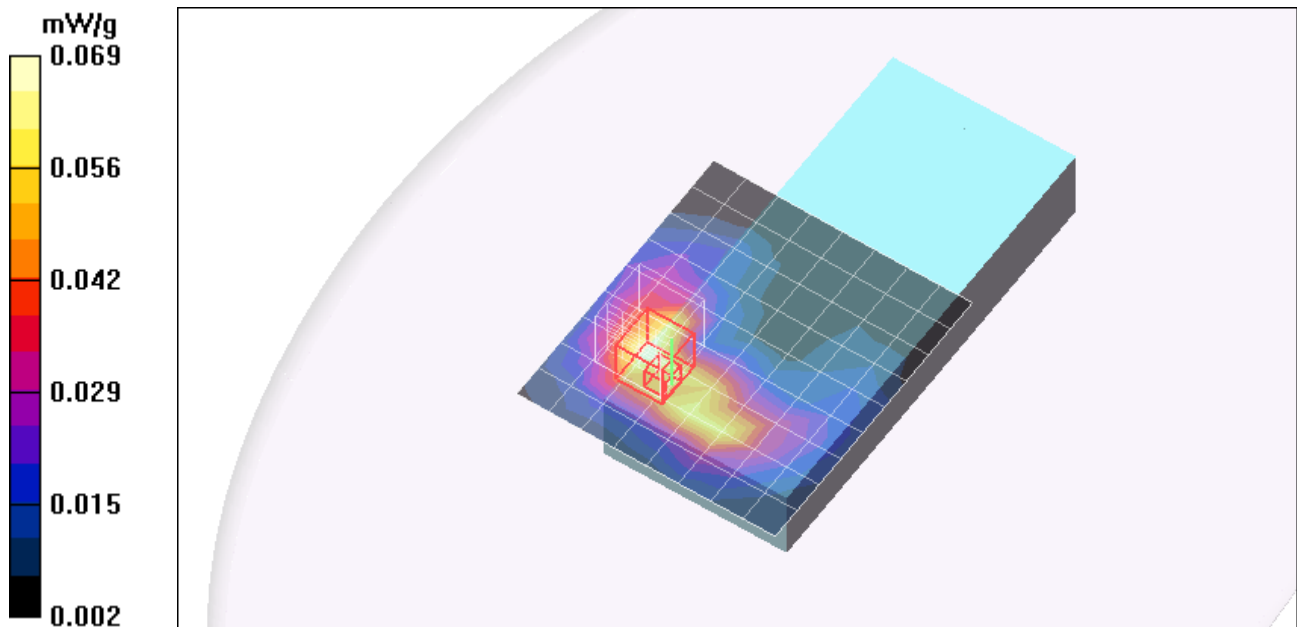
Reference Value = 3.32 V/m; Power Drift = 0.132 dB

Peak SAR (extrapolated) = 0.121 W/kg

SAR(1 g) = 0.062 mW/g; SAR(10 g) = 0.034 mW/g

[Info: Interpolated medium parameters used for SAR evaluation.](#)

Maximum value of SAR (measured) = 0.069 mW/g



Test Laboratory: Compliance Certification Services

CN3 - Body Worn Position - Holster with Belt Clip

DUT: CN3; Type: Scanner; Serial: N/A

Communication System: 802.11bg; Frequency: 2437 MHz; Duty Cycle: 1:1

Medium parameters used (interpolated): $f = 2437$ MHz; $\sigma = 1.98$ mho/m; $\epsilon_r = 51.9$; $\rho = 1000$ kg/m³

Phantom section: Flat Section

Room Ambient Temperature: 24.0 deg. C; Liquid Temperature: 23.0 deg. C

DASY4 Configuration:

- Area Scan setting - Find Secondary Maximum Within: 2.0 dB and with peak SAR value greater than 0.0012W/kg
- Probe: EX3DV4 - SN3554; ConvF(6.14, 6.14, 6.14); Calibrated: 4/24/2007
- Sensor-Surface: 4mm (Mechanical Surface Detection)
- Electronics: DAE3 Sn427; Calibrated: 11/16/2006
- Phantom: Flat Phantom ELI4.0; Type: QDOVA001BA; Serial: SN:1003
- Measurement SW: DASY4, V4.7 Build 53; Postprocessing SW: SEMCAD, V1.8 Build 172

B mode LCD Down - M ch/Area Scan (10x16x1): Measurement grid: dx=15mm, dy=15mm

[Info: Interpolated medium parameters used for SAR evaluation.](#)

Maximum value of SAR (measured) = 0.017 mW/g

B mode LCD Down - M ch/Zoom Scan (5x5x7)/Cube 0: Measurement grid: dx=7.5mm, dy=7.5mm, dz=5mm

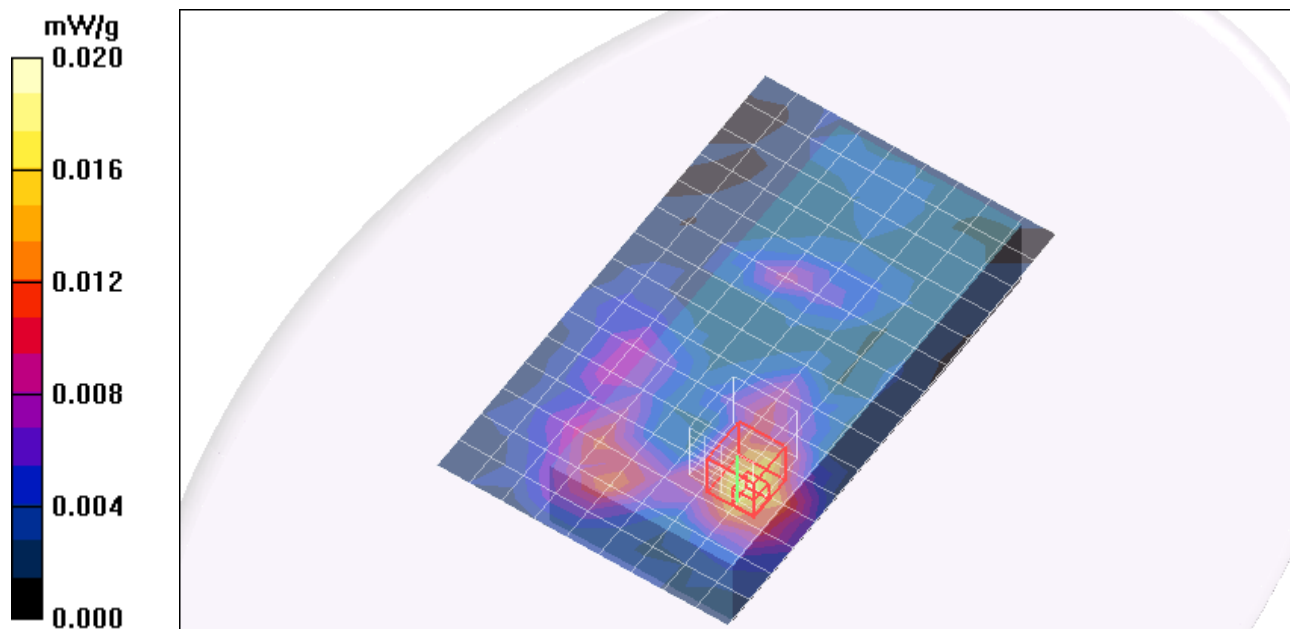
Reference Value = 2.78 V/m; Power Drift = -0.131 dB

Peak SAR (extrapolated) = 0.092 W/kg

SAR(1 g) = 0.019 mW/g; SAR(10 g) = 0.00887 mW/g

[Info: Interpolated medium parameters used for SAR evaluation.](#)

Maximum value of SAR (measured) = 0.018 mW/g



Test Laboratory: Compliance Certification Services

CN3 - Body Worn Position - Holster with Belt Clip

DUT: CN3; Type: Scanner; Serial: N/A

Communication System: 802.11bg; Frequency: 2437 MHz; Duty Cycle: 1:1

Medium parameters used (interpolated): $f = 2437$ MHz; $\sigma = 1.98$ mho/m; $\epsilon_r = 51.9$; $\rho = 1000$ kg/m³

Phantom section: Flat Section

Room Ambient Temperature: 24.0 deg. C; Liquid Temperature: 23.0 deg. C

DASY4 Configuration:

- Area Scan setting - Find Secondary Maximum Within: 2.0 dB and with peak SAR value greater than 0.0012W/kg
- Probe: EX3DV4 - SN3554; ConvF(6.14, 6.14, 6.14); Calibrated: 4/24/2007
- Sensor-Surface: 4mm (Mechanical Surface Detection)
- Electronics: DAE3 Sn427; Calibrated: 11/16/2006
- Phantom: Flat Phantom ELI4.0; Type: QDOVA001BA; Serial: SN:1003
- Measurement SW: DASY4, V4.7 Build 53; Postprocessing SW: SEMCAD, V1.8 Build 172

G mode LCD Up - M ch/Area Scan (9x10x1): Measurement grid: dx=15mm, dy=15mm

[Info: Interpolated medium parameters used for SAR evaluation.](#)

Maximum value of SAR (measured) = 0.034 mW/g

G mode LCD Up - M ch/Zoom Scan (5x5x7)/Cube 0: Measurement grid: dx=7.5mm, dy=7.5mm, dz=5mm

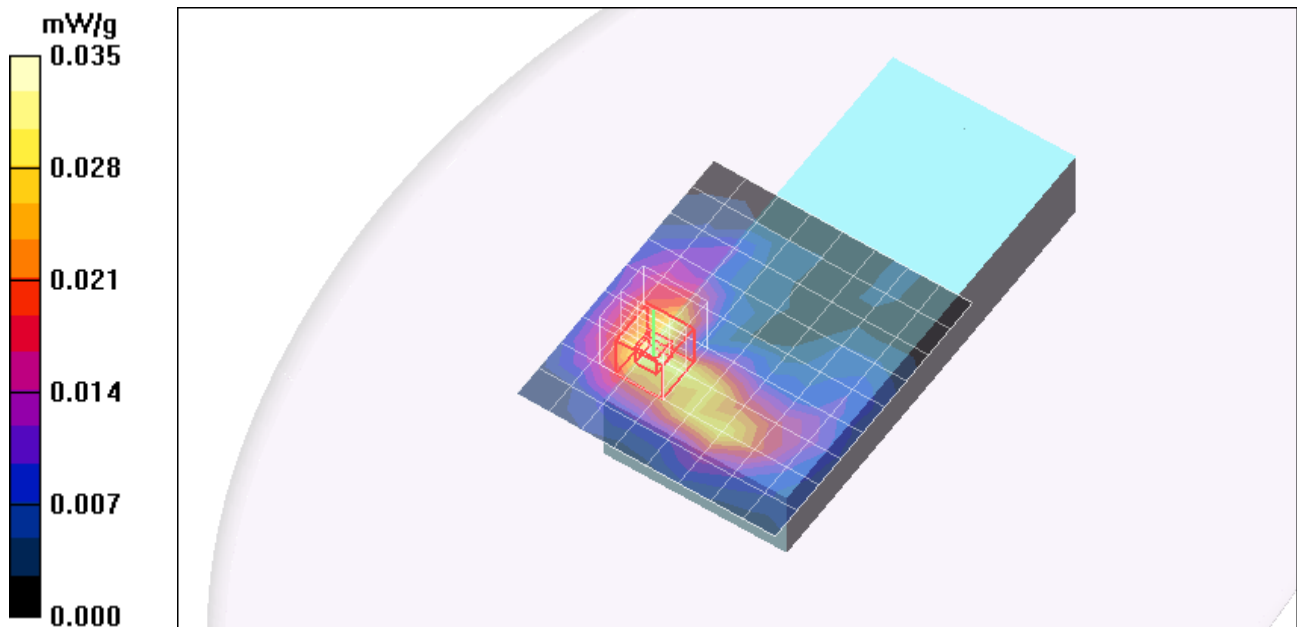
Reference Value = 2.34 V/m; Power Drift = 0.123 dB

Peak SAR (extrapolated) = 0.087 W/kg

SAR(1 g) = 0.031 mW/g; SAR(10 g) = 0.017 mW/g

[Info: Interpolated medium parameters used for SAR evaluation.](#)

Maximum value of SAR (measured) = 0.035 mW/g



Test Laboratory: Compliance Certification Services

CN3 - Body Worn Position - Holster with Belt Clip

DUT: CN3; Type: Scanner; Serial: N/A

Communication System: 802.11bg; Frequency: 2437 MHz; Duty Cycle: 1:1

Medium parameters used (interpolated): $f = 2437$ MHz; $\sigma = 1.98$ mho/m; $\epsilon_r = 51.9$; $\rho = 1000$ kg/m³

Phantom section: Flat Section

Room Ambient Temperature: 24.0 deg. C; Liquid Temperature: 23.0 deg. C

DASY4 Configuration:

- Area Scan setting - Find Secondary Maximum Within: 2.0 dB and with peak SAR value greater than 0.0012W/kg
- Probe: EX3DV4 - SN3554; ConvF(6.14, 6.14, 6.14); Calibrated: 4/24/2007
- Sensor-Surface: 4mm (Mechanical Surface Detection)
- Electronics: DAE3 Sn427; Calibrated: 11/16/2006
- Phantom: Flat Phantom ELI4.0; Type: QDOVA001BA; Serial: SN:1003
- Measurement SW: DASY4, V4.7 Build 53; Postprocessing SW: SEMCAD, V1.8 Build 172

G mode LCD Down - M ch/Area Scan (9x16x1): Measurement grid: dx=15mm, dy=15mm

[Info: Interpolated medium parameters used for SAR evaluation.](#)

Maximum value of SAR (measured) = 0.009 mW/g

G mode LCD Down - M ch/Zoom Scan (5x5x7)/Cube 0: Measurement grid: dx=7.5mm, dy=7.5mm, dz=5mm

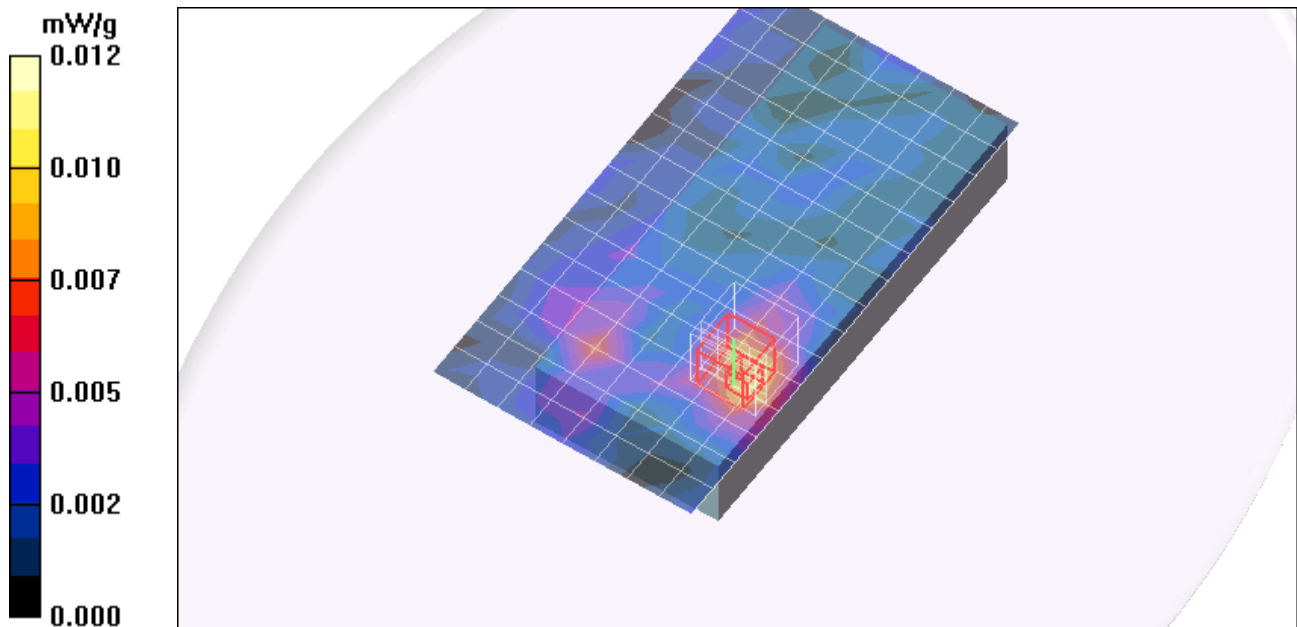
Reference Value = 1.88 V/m; Power Drift = 0.032 dB

Peak SAR (extrapolated) = 0.049 W/kg

SAR(1 g) = 0.011 mW/g; SAR(10 g) = 0.00345 mW/g

[Info: Interpolated medium parameters used for SAR evaluation.](#)

Maximum value of SAR (measured) = 0.012 mW/g



Test Laboratory: Compliance Certification Services

CN3 - Body Worn Position - Holster with Scan Handle

DUT: CN3; Type: Scanner; Serial: N/A

Communication System: 802.11bg; Frequency: 2412 MHz; Duty Cycle: 1:1

Medium parameters used (interpolated): $f = 2412$ MHz; $\sigma = 1.94$ mho/m; $\epsilon_r = 52$; $\rho = 1000$ kg/m³

Phantom section: Flat Section

Room Ambient Temperature: 24.0 deg. C; Liquid Temperature: 23.0 deg. C

DASY4 Configuration:

- Area Scan setting - Find Secondary Maximum Within: 2.0 dB and with peak SAR value greater than 0.0012W/kg
- Probe: EX3DV4 - SN3554; ConvF(6.14, 6.14, 6.14); Calibrated: 4/24/2007
- Sensor-Surface: 4mm (Mechanical Surface Detection)
- Electronics: DAE3 Sn427; Calibrated: 11/16/2006
- Phantom: Flat Phantom ELI4.0; Type: QDOVA001BA; Serial: SN:1003
- Measurement SW: DASY4, V4.7 Build 53; Postprocessing SW: SEMCAD, V1.8 Build 172

B mode RHS - L ch/Area Scan (7x16x1): Measurement grid: dx=15mm, dy=15mm

[Info: Interpolated medium parameters used for SAR evaluation.](#)

Maximum value of SAR (measured) = 0.055 mW/g

B mode RHS - L ch/Zoom Scan (5x5x7)/Cube 0: Measurement grid: dx=7.5mm, dy=7.5mm, dz=5mm

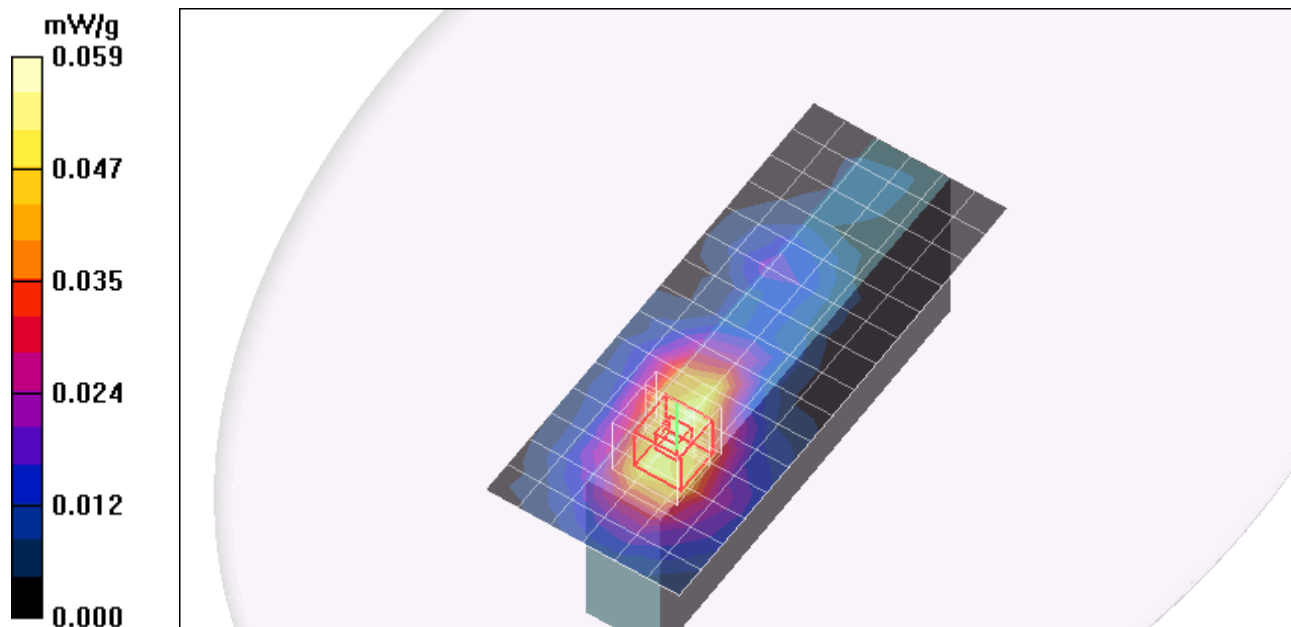
Reference Value = 2.49 V/m; Power Drift = 0.241 dB

Peak SAR (extrapolated) = 0.099 W/kg

SAR(1 g) = 0.054 mW/g; SAR(10 g) = 0.030 mW/g

[Info: Interpolated medium parameters used for SAR evaluation.](#)

Maximum value of SAR (measured) = 0.059 mW/g



Test Laboratory: Compliance Certification Services

CN3 - Body Worn Position - Holster with Scan Handle

DUT: CN3; Type: Scanner; Serial: N/A

Communication System: 802.11bg; Frequency: 2437 MHz; Duty Cycle: 1:1

Medium parameters used (interpolated): $f = 2437$ MHz; $\sigma = 1.98$ mho/m; $\epsilon_r = 51.9$; $\rho = 1000$ kg/m³

Phantom section: Flat Section

Room Ambient Temperature: 24.0 deg. C; Liquid Temperature: 23.0 deg. C

DASY4 Configuration:

- Area Scan setting - Find Secondary Maximum Within: 2.0 dB and with peak SAR value greater than 0.0012W/kg
- Probe: EX3DV4 - SN3554; ConvF(6.14, 6.14, 6.14); Calibrated: 4/24/2007
- Sensor-Surface: 4mm (Mechanical Surface Detection)
- Electronics: DAE3 Sn427; Calibrated: 11/16/2006
- Phantom: Flat Phantom ELI4.0; Type: QDOVA001BA; Serial: SN:1003
- Measurement SW: DASY4, V4.7 Build 53; Postprocessing SW: SEMCAD, V1.8 Build 172

B mode RHS - M ch/Area Scan (7x16x1): Measurement grid: dx=15mm, dy=15mm

[Info: Interpolated medium parameters used for SAR evaluation.](#)

Maximum value of SAR (measured) = 0.049 mW/g

B mode RHS - M ch/Zoom Scan (5x5x7)/Cube 0: Measurement grid: dx=7.5mm, dy=7.5mm, dz=5mm

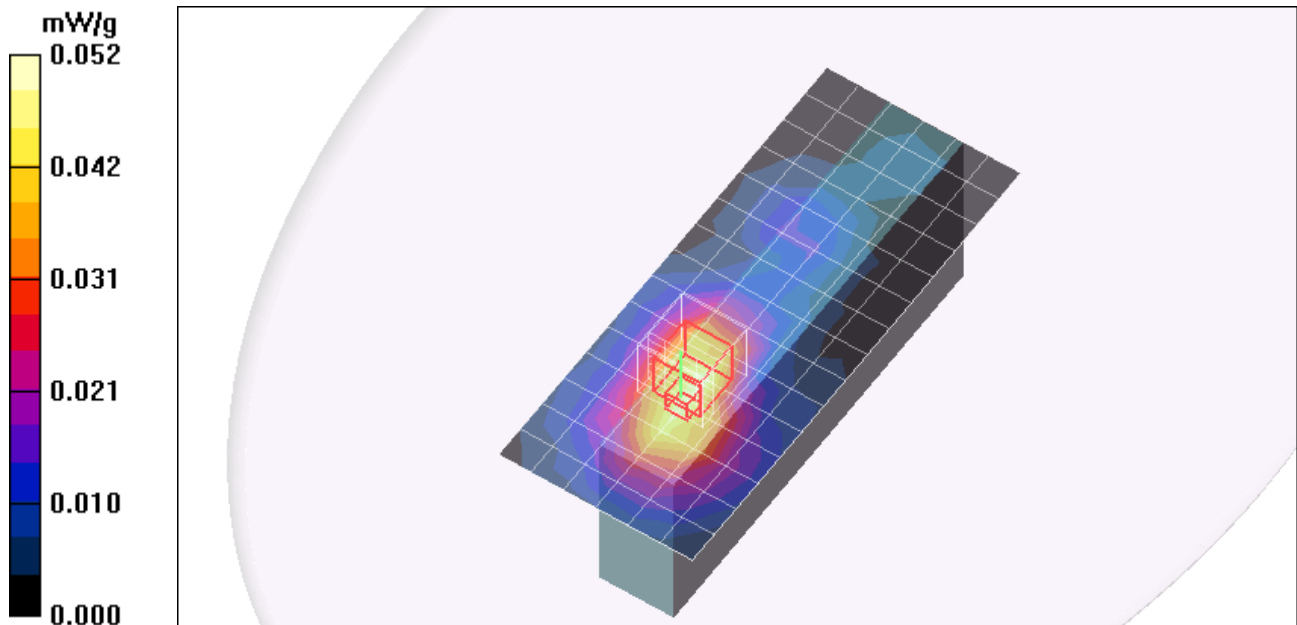
Reference Value = 2.11 V/m; Power Drift = 0.080 dB

Peak SAR (extrapolated) = 0.080 W/kg

SAR(1 g) = 0.046 mW/g; SAR(10 g) = 0.026 mW/g

[Info: Interpolated medium parameters used for SAR evaluation.](#)

Maximum value of SAR (measured) = 0.052 mW/g



Test Laboratory: Compliance Certification Services

CN3 - Body Worn Position - Holster with Scan Handle

DUT: CN3; Type: Scanner; Serial: N/A

Communication System: 802.11bg; Frequency: 2462 MHz; Duty Cycle: 1:1

Medium parameters used (interpolated): $f = 2462$ MHz; $\sigma = 2.01$ mho/m; $\epsilon_r = 51.8$; $\rho = 1000$ kg/m³

Phantom section: Flat Section

Room Ambient Temperature: 24.0 deg. C; Liquid Temperature: 23.0 deg. C

DASY4 Configuration:

- Area Scan setting - Find Secondary Maximum Within: 2.0 dB and with peak SAR value greater than 0.0012W/kg
- Probe: EX3DV4 - SN3554; ConvF(6.14, 6.14, 6.14); Calibrated: 4/24/2007
- Sensor-Surface: 4mm (Mechanical Surface Detection)
- Electronics: DAE3 Sn427; Calibrated: 11/16/2006
- Phantom: Flat Phantom ELI4.0; Type: QDOVA001BA; Serial: SN:1003
- Measurement SW: DASY4, V4.7 Build 53; Postprocessing SW: SEMCAD, V1.8 Build 172

B mode RHS - H ch/Area Scan (7x16x1): Measurement grid: dx=15mm, dy=15mm

[Info: Interpolated medium parameters used for SAR evaluation.](#)

Maximum value of SAR (measured) = 0.051 mW/g

B mode RHS - H ch/Zoom Scan (5x5x7)/Cube 0: Measurement grid: dx=7.5mm, dy=7.5mm, dz=5mm

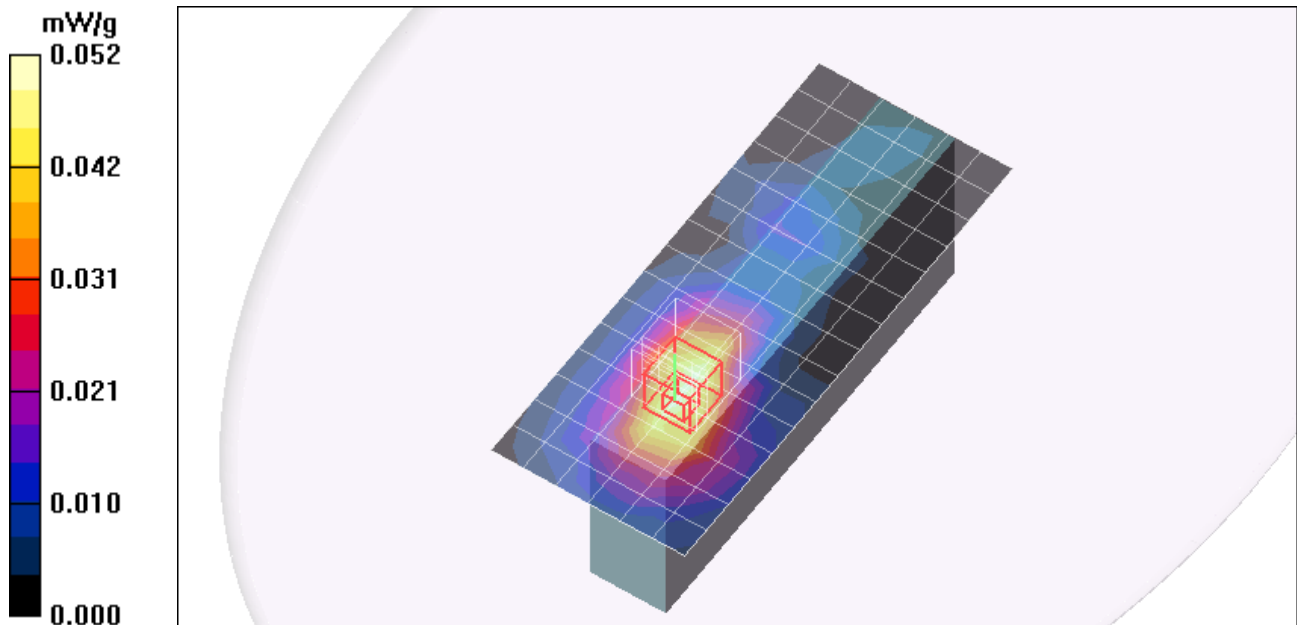
Reference Value = 2.36 V/m; Power Drift = 0.072 dB

Peak SAR (extrapolated) = 0.086 W/kg

SAR(1 g) = 0.048 mW/g; SAR(10 g) = 0.027 mW/g

[Info: Interpolated medium parameters used for SAR evaluation.](#)

Maximum value of SAR (measured) = 0.052 mW/g



Test Laboratory: Compliance Certification Services

CN3 - Body Worn Position - Holster with Scan Handle

DUT: CN3; Type: Scanner; Serial: N/A

Communication System: 802.11bg; Frequency: 2437 MHz; Duty Cycle: 1:1

Medium parameters used (interpolated): $f = 2437$ MHz; $\sigma = 1.98$ mho/m; $\epsilon_r = 51.9$; $\rho = 1000$ kg/m³

Phantom section: Flat Section

Room Ambient Temperature: 24.0 deg. C; Liquid Temperature: 23.0 deg. C

DASY4 Configuration:

- Area Scan setting - Find Secondary Maximum Within: 2.0 dB and with peak SAR value greater than 0.0012W/kg
- Probe: EX3DV4 - SN3554; ConvF(6.14, 6.14, 6.14); Calibrated: 4/24/2007
- Sensor-Surface: 4mm (Mechanical Surface Detection)
- Electronics: DAE3 Sn427; Calibrated: 11/16/2006
- Phantom: Flat Phantom ELI4.0; Type: QDOVA001BA; Serial: SN:1003
- Measurement SW: DASY4, V4.7 Build 53; Postprocessing SW: SEMCAD, V1.8 Build 172

B mode LHS - M ch/Area Scan (7x16x1): Measurement grid: dx=15mm, dy=15mm

[Info: Interpolated medium parameters used for SAR evaluation.](#)

Maximum value of SAR (measured) = 0.021 mW/g

B mode LHS - M ch/Zoom Scan (5x5x7)/Cube 0: Measurement grid: dx=7.5mm, dy=7.5mm, dz=5mm

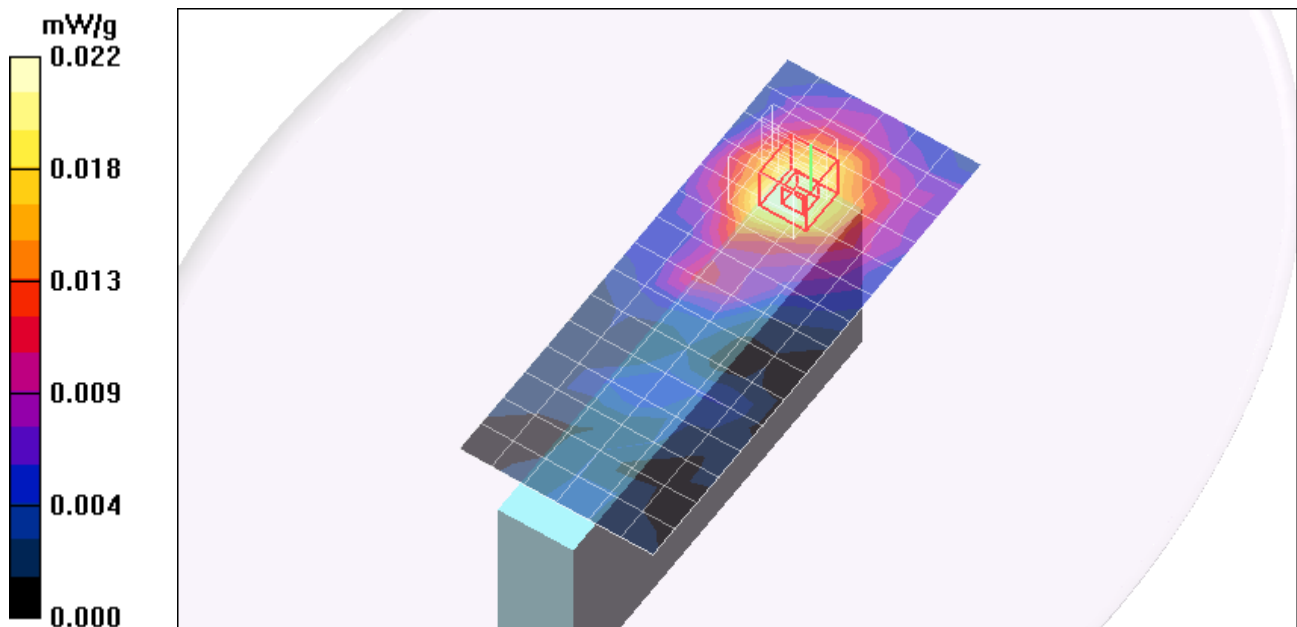
Reference Value = 1.47 V/m; Power Drift = -0.052 dB

Peak SAR (extrapolated) = 0.035 W/kg

SAR(1 g) = 0.020 mW/g; SAR(10 g) = 0.012 mW/g

[Info: Interpolated medium parameters used for SAR evaluation.](#)

Maximum value of SAR (measured) = 0.022 mW/g



Test Laboratory: Compliance Certification Services

CN3 - Body Worn Position - Holster with Scan Handle

DUT: CN3; Type: Scanner; Serial: N/A

Communication System: 802.11bg; Frequency: 2437 MHz; Duty Cycle: 1:1

Medium parameters used (interpolated): $f = 2437$ MHz; $\sigma = 1.98$ mho/m; $\epsilon_r = 51.9$; $\rho = 1000$ kg/m³

Phantom section: Flat Section

Room Ambient Temperature: 24.0 deg. C; Liquid Temperature: 23.0 deg. C

DASY4 Configuration:

- Area Scan setting - Find Secondary Maximum Within: 2.0 dB and with peak SAR value greater than 0.0012W/kg
- Probe: EX3DV4 - SN3554; ConvF(6.14, 6.14, 6.14); Calibrated: 4/24/2007
- Sensor-Surface: 4mm (Mechanical Surface Detection)
- Electronics: DAE3 Sn427; Calibrated: 11/16/2006
- Phantom: Flat Phantom ELI4.0; Type: QDOVA001BA; Serial: SN:1003
- Measurement SW: DASY4, V4.7 Build 53; Postprocessing SW: SEMCAD, V1.8 Build 172

G mode RHS - M ch/Area Scan (7x16x1): Measurement grid: dx=15mm, dy=15mm

[Info: Interpolated medium parameters used for SAR evaluation.](#)

Maximum value of SAR (measured) = 0.024 mW/g

G mode RHS - M ch/Zoom Scan (5x5x7)/Cube 0: Measurement grid: dx=7.5mm, dy=7.5mm, dz=5mm

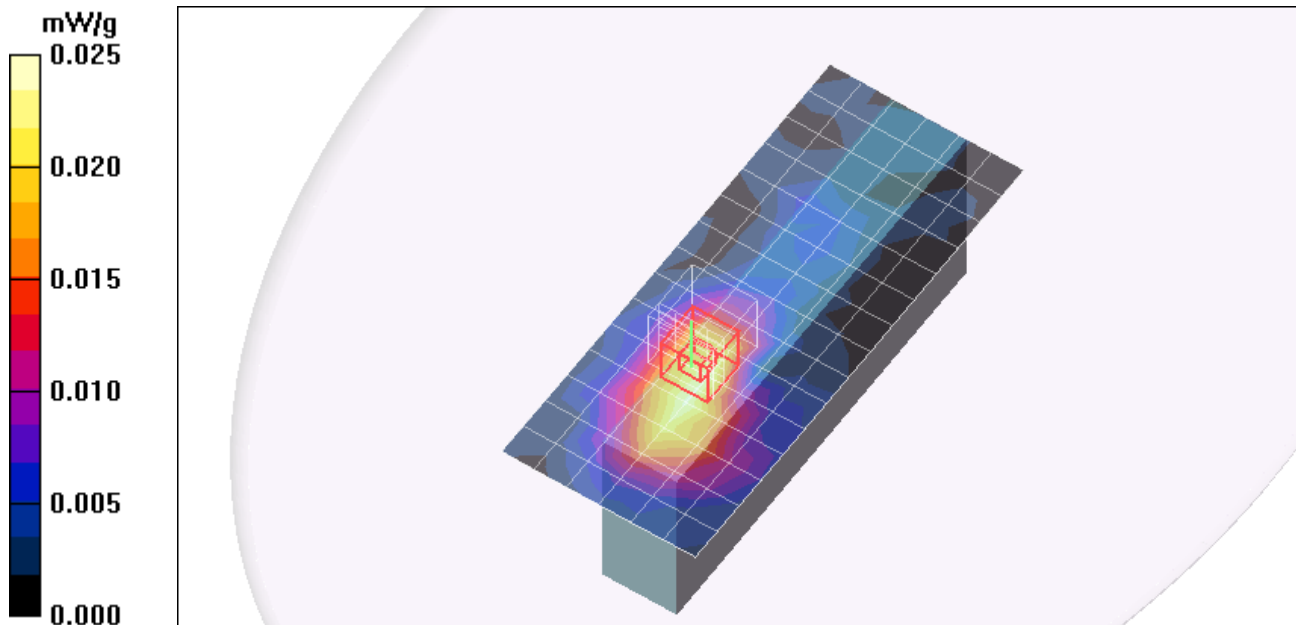
Reference Value = 1.66 V/m; Power Drift = -0.089 dB

Peak SAR (extrapolated) = 0.031 W/kg

SAR(1 g) = 0.021 mW/g; SAR(10 g) = 0.011 mW/g

[Info: Interpolated medium parameters used for SAR evaluation.](#)

Maximum value of SAR (measured) = 0.025 mW/g



Test Laboratory: Compliance Certification Services

CN3 - Body Worn Position - Holster with Scan Handle

DUT: CN3; Type: Scanner; Serial: N/A

Communication System: 802.11bg; Frequency: 2437 MHz; Duty Cycle: 1:1

Medium parameters used (interpolated): $f = 2437$ MHz; $\sigma = 1.98$ mho/m; $\epsilon_r = 51.9$; $\rho = 1000$ kg/m³

Phantom section: Flat Section

Room Ambient Temperature: 24.0 deg. C; Liquid Temperature: 23.0 deg. C

DASY4 Configuration:

- Area Scan setting - Find Secondary Maximum Within: 2.0 dB and with peak SAR value greater than 0.0012W/kg
- Probe: EX3DV4 - SN3554; ConvF(6.14, 6.14, 6.14); Calibrated: 4/24/2007
- Sensor-Surface: 4mm (Mechanical Surface Detection)
- Electronics: DAE3 Sn427; Calibrated: 11/16/2006
- Phantom: Flat Phantom ELI4.0; Type: QDOVA001BA; Serial: SN:1003
- Measurement SW: DASY4, V4.7 Build 53; Postprocessing SW: SEMCAD, V1.8 Build 172

G mode LHS - M ch/Area Scan (7x16x1): Measurement grid: dx=15mm, dy=15mm

[Info: Interpolated medium parameters used for SAR evaluation.](#)

Maximum value of SAR (measured) = 0.009 mW/g

G mode LHS - M ch/Zoom Scan (5x5x7)/Cube 0: Measurement grid: dx=7.5mm, dy=7.5mm, dz=5mm

Reference Value = 1.16 V/m; Power Drift = -0.039 dB

Peak SAR (extrapolated) = 0.016 W/kg

SAR(1 g) = 0.00899 mW/g; SAR(10 g) = 0.00518 mW/g

[Info: Interpolated medium parameters used for SAR evaluation.](#)

Maximum value of SAR (measured) = 0.010 mW/g

