


13. SETUP PHOTOS

CONDUCTED



ENVIRONMENTAL CHAMBER



RADIATED RF MEASUREMENT SETUP FOR PORTABLE CONFIGURATION


X-AXIS FRONT PHOTO




X-AXIS BACK PHOTO



Y-AXIS FRONT PHOTO




Y-AXIS BACK PHOTO



Z-AXIS FRONT PHOTO




Z-AXIS BACK PHOTO



EUT WITH CHRGER FRONT PHOTO



EUT WITH CHARGER BACK PHOTO



POWERLINE CONDUCTED EMISSIONS MEASUREMENT SETUP



LINE CONDUCTED BACK PHOTO



END OF REPORT