


### 13. SETUP PHOTOS

#### CONDUCTED



#### ENVIRONMENTAL CHAMBER



**RADIATED RF MEASUREMENT SETUP FOR PORTABLE CONFIGURATION**


X-AXIS FRONT PHOTO




X-AXIS BACK PHOTO



Y-AXIS FRONT PHOTO



Y-AXIS BACK PHOTO






Z-AXIS FRONT PHOTO




Z-AXIS BACK PHOTO



EUT WITH CHRGER FRONT PHOTO



EUT WITH CHARGER BACK PHOTO



**POWERLINE CONDUCTED EMISSIONS MEASUREMENT SETUP**



LINE CONDUCTED BACK PHOTO



**END OF REPORT**