NOTES: (UNLESS OTHERWISE SPECIFIED)

1. MARK ASSEMBLY DASH NUMBER AND REVISION LETTER USING .12 [3.0] HIGH CHARACTERS, PERMANENT INK, CONTRASTING COLOR, APPROXIMATELY WHERE SHOWN.
2. PLACE DATE CODE LABEL (ITEM 2) APROXIMATELY WHERE SHOWN ON CIRCUIT SIDE OF BOARD.
3. INSTALL Y1 WITH NOTCHED SIDE TO PIN 1 MARKING ON PCB.
4. INSTALL U3 AS SHOWN WITH SMALLER NOTCH TOWARDS EDGE OF PCB.

REVISIONS			
REV	DESCRIPTION	DATE	APPROVED
X2	ENGINEERING RELEASE		

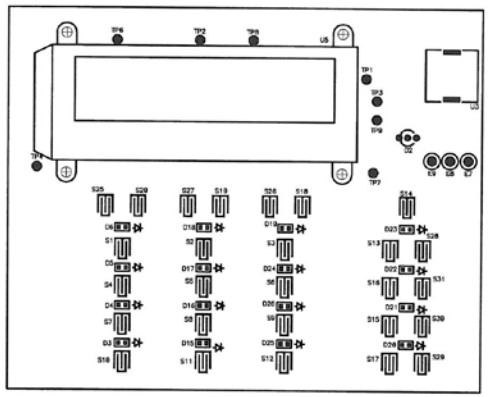

VIEWED FROM CIRCUIT SIDE

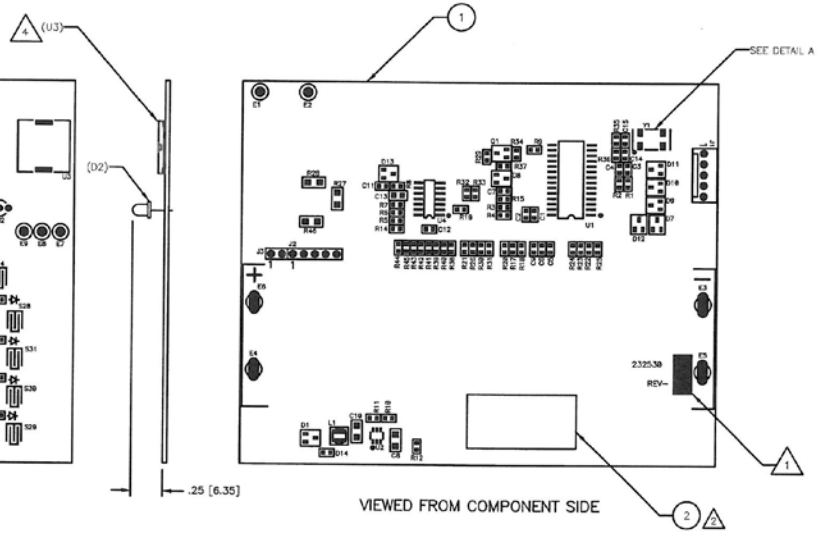

VIEWED FROM COMPONENT SIDE

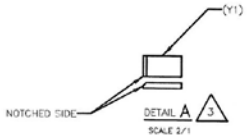

SEE SEPARATE PARTS LIST

UNLESS OTHERWISE NOTED ALL DIMENSIONS ARE IN INCHES [MM] TOLERANCES: DECIMALS CONCENTRICITY: +/-.005 [.13] .XX: +/- .02 [.5] ANGLES: +/- .5 DEG .XXX: +/-.005 [.13] FLATNESS: +/-.005 [.13] MATERIAL: FINISH: DO NOT SCALE DRAWING	PROJECT: CAD OPERATOR: K. WARREN DATE 5/17/11 CHECKED: APPROVED: APPROVED: APPROVED: APPROVED:	Linear. CARLSBAD, CA TITLE: ASSY, PCB, DXS-14 SIZE D FSCM NO.: DRAWING NO.: 232530 REV.: X2 SCALE: NONE SHEET: 1 OF 1	

LINEAR LLC
FCC ID: EF4DXS14
IC:1078A-DXS14

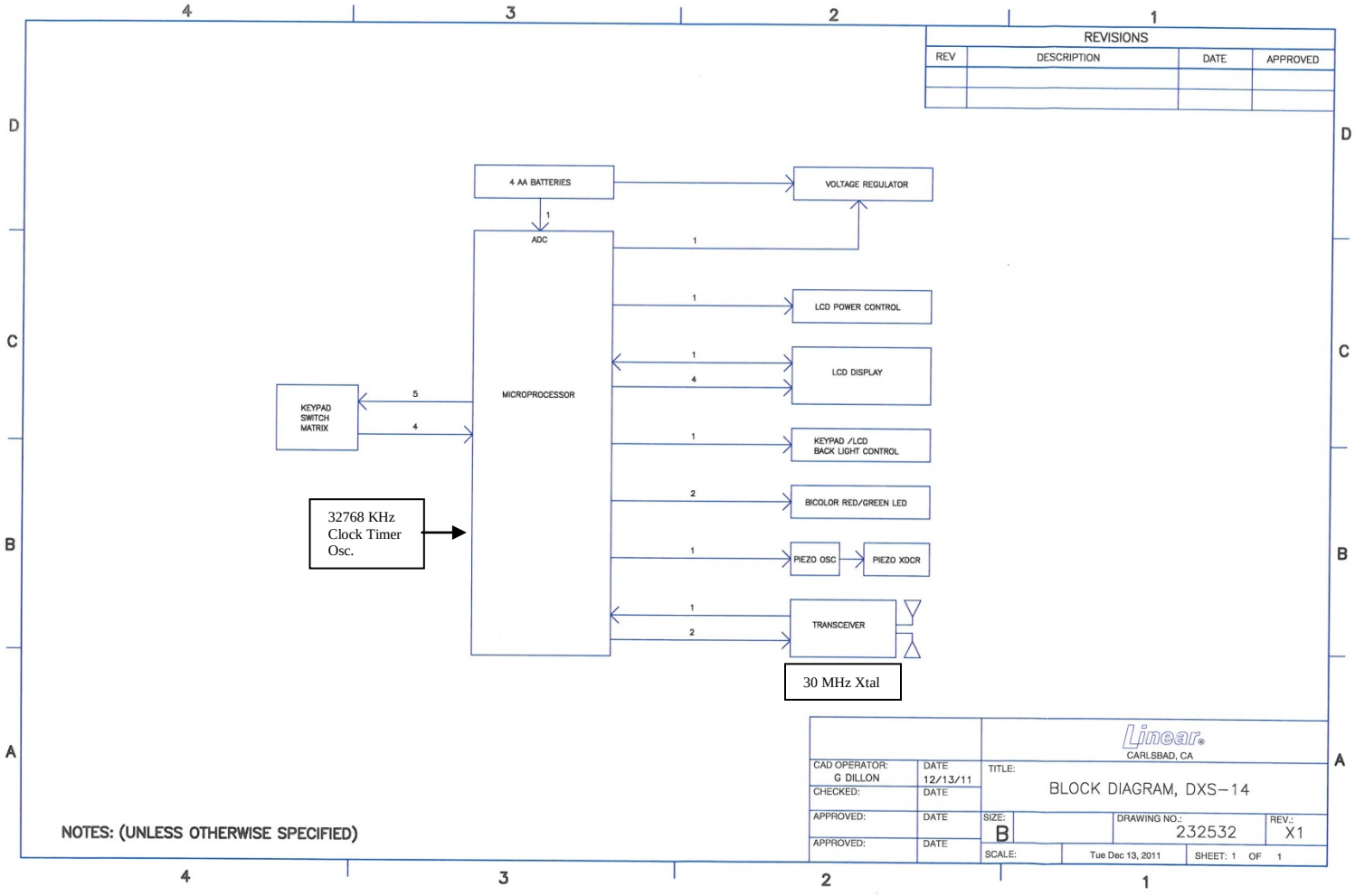

LINEAR LLC
FCC ID: EF4DXS14
IC:1078A-DXS14